


Polypropylene Scrim Kraft VINYL REPLACEMENT

TYPICAL PHYSICAL PROPERTIES	TEST METHOD	U.S. CONVERSION VALUES	METRIC CONVERSION VALUES
Basis Weight		17 lbs./msf (+/- 5%)	83 kg/1000 sq.m. (+/- 5%)
Permeance (Moisture Vapor Transmission)	ASTM E-96 Dessicant Method	0.095 Perms Maximum	0.06 Perms Maximum
Mullen Bursting Strength	ASTM D-774	40 psi Minimum	2.8 kg/sq. cm. Minimum
Puncture Resistance - Beach	ASTM D-781	75 Units Minimum	85 Units Minimum
Tensile Strength	ASTM D-820	MD: 40 lbs./inch Width XD: 25 lbs./inch Width	MD: 11kg/15mm Width XD: 7 kg/15 mm Width
Light Reflectance	ASTM C-523	82 Percent	82 Percent



FACING COMPOSITION	DESCRIPTION	U.S. CONVERSION VALUES	METRIC CONVERSION VALUES
Film	Non-Metalized White Polypropylene	.0015"	38 Microns
Kraft	Natural or Bleached	11 lbs./3000 sq. ft.	18.3 g/sq. m.
Adhesive	Flame Resistant		
Scrim Reinforcement	Tri-directional Fiber glass	Machine Dir. (MD) 4/inch Cross Dir. (XD) 4/inch	MD: 16/100 cc XD: 16/100 cm

ENVIRONMENTAL TESTING	RESULTS	U.S. CONVERSION VALUES	METRIC CONVERSION VALUES
Weather Resistance	No corrosion or delamination	30 Days/95% RH/120 Degrees F	30 Days/95% RH/49 Degrees C
Low Temperature Resistance	Remains flexible/No delamination	ASTM D-1790/ -40 Degrees F	ASTM D-1790/ -40 Degrees C
High Temperature Resistance	Remains flexible/No delamination	220 Degrees F	104 Degrees C
Water Resistance (Immersion)	No corrosion or delamination	24 Hours at 73 Degrees F	24 Hours at 23 Degrees C
Dimensional Stability	ASTM D-1204 Percent Lgth. Change	0.25 Percent	0.25 Percent

UNDERWRITERS LABORATORIES CLASSIFICATION.
Composite building insulations using this facing have Surface Burning Characteristics (as tested by UL test standard 723, ASTM E-84) of 25 flame spread and 50 smoke developed or less.

NOTE: Individual component specifications, testing methods and test results may vary by manufacturer. Therm-All, Inc. will not be responsible for variations in the furnished product from that implied by this specification. Materials are furnished with the express understanding that the purchaser will independently determine the suitability of the product for the purpose for which they are purchased. Therm-All, Inc. warrants the products to be free from defect in material and workmanship only to the extent provided by the manufacturer.

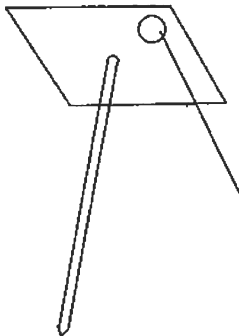
STANDARD INSULATION APPLICATION METHOD

- * Insulation is configured to follow corrugation of arches
- * Pins have a 3/8" hole drilled into corner
- * Double nut a pin every third bolt in arch overlap
- * Roll out insulation and press insulation onto pin, attach friction washer

- * Repeat for each roll until building is covered
- * Apply tape to each seam to seal

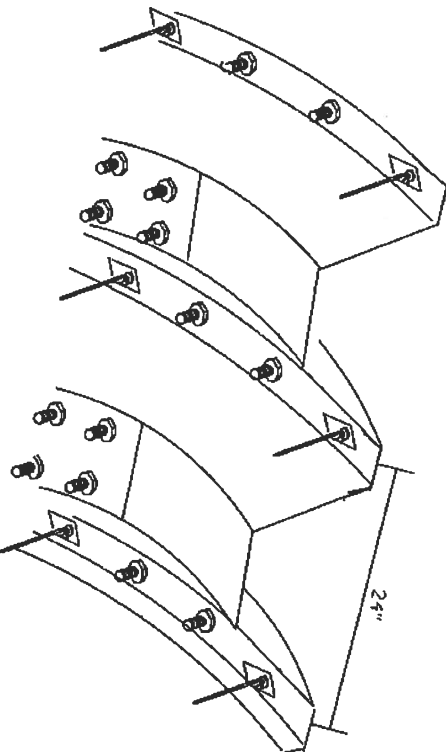
STEP 1

Prepunched 3/8" hole in base



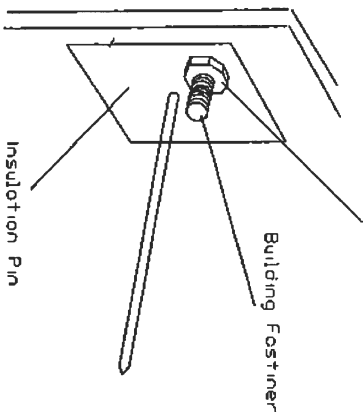
STEP 3

Pins are attached to every third fastener



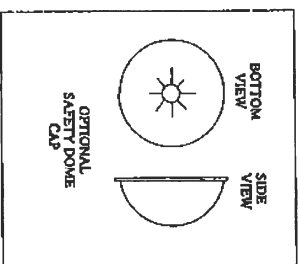
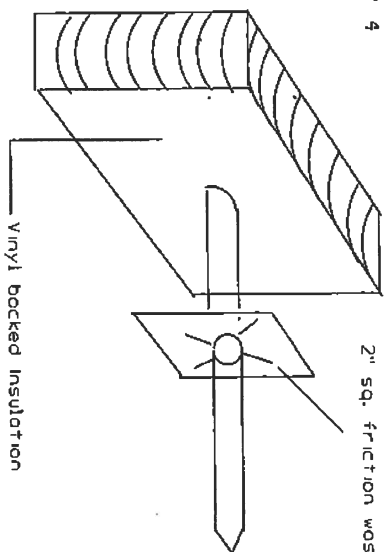
STEP 2

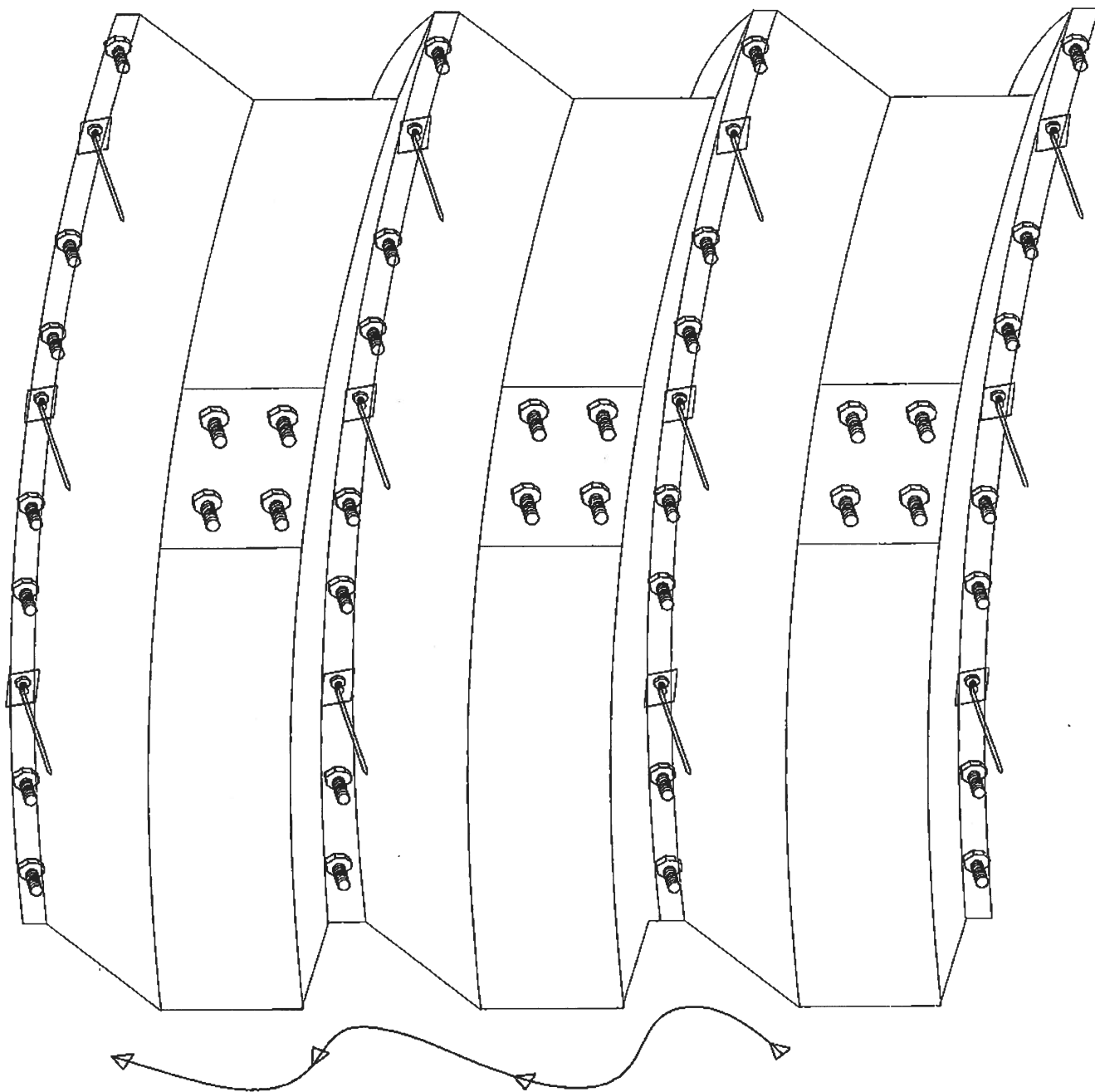
Fastening Nut



STEP 4

2" sq. friction washer







STANDARD INSULATION ATTACHMENT LAYOUT METHOD

INSULATION MATERIALS ARE INSTALL HORIZONTALLY DOWN THE LENGTH OF THE BUILDING FOLLOWING THE CONTOURS OF THE ARCH (IN AND OUT PATTERN). IT MAY TAKE A FEW ROLLS TO FINISH ONE RUN/ROW. STARTING ANOTHER RUN/ROW, YOU PLACE THE NEXT ROW ON TOP OF THE PREVIOUS.

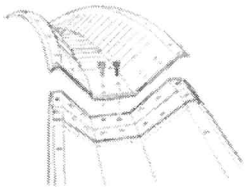


Insulation



Pin & Washer System with batton insulation and a reinforced vinyl backing.



Blanket style insulation is easily installed as a post construction accessory option.



1023 Laskin Rd. Suite 109
Virginia Beach, VA 23451
Fax: 757-422-8480
800-341-7007