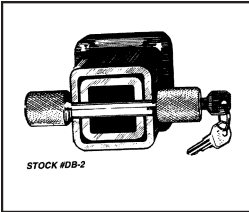


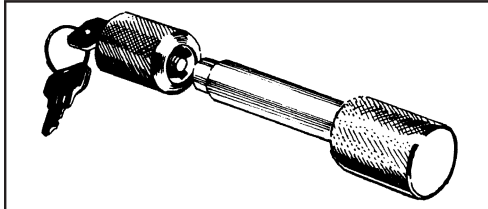
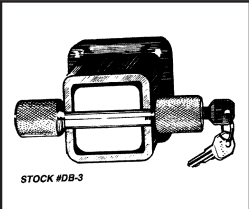
TRAILER LOCKS

TRAILER HITCH LOCKS

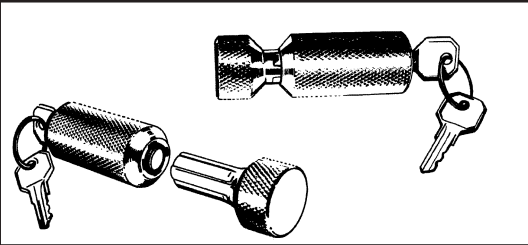


For sway control, weight distribution, and hi/low ball mounts. Made of the finest chrome plated steel. DB-2 has 15,000# test sheer strength. DB-3 has 31,000# test sheer strength. Covered key slot to protect against winter. Key removes each quarter turn-Can't pop open! Can be keyed alike upon request.

PART NO.	DESCRIPTION
RH2	1/2" lock for class I and II receivers
RH3	5/8" lock for class III receivers



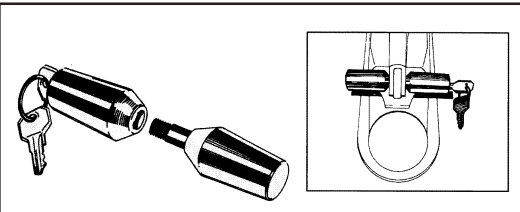
SPARE TIRE LOCK



Universal van, truck, boat, & RV spare tire lock for outside mounted spare tires.

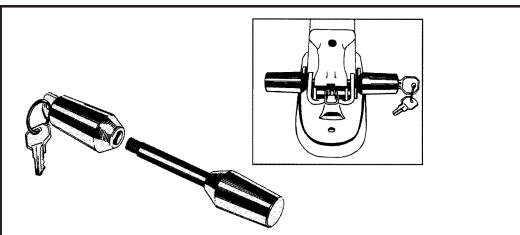
PART NO.	DESCRIPTION
STL	Adjustable from 1/4" to 1"

CONVENTIONAL COUPLER LOCKS

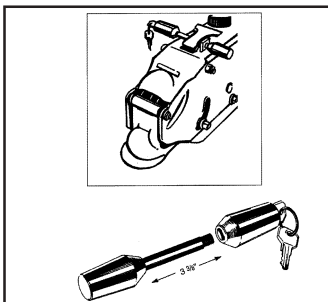


All of these locks fit latch type couplers and all have a 15,000# test sheer strength, chrome plate finish, and a covered key slot to protect against the weather.

PART NO.	DESCRIPTION
RC2	Fits coupler latches up to 1/2"



PART NO.	DESCRIPTION
RC3	Fits coupler latches up to 2"



PART NO.	DESCRIPTION
RC4	Surge Brake coupler lock, up to 2 1/2" coupler latch
RC5	Surge Brake coupler lock, up to 3 3/8" coupler latch
RC6	Fits adjustable coupler heads with 7/8" latch