


Backfilling

1. When backfilling from a large pile, shovel off the top of the pile, pushing toward the excavation. Drag some soil back to form a work ramp of convenient grade.
2. Approach the pile with a level bucket. Actuate the lift and bucket controls to determine the amount of material to be pushed.

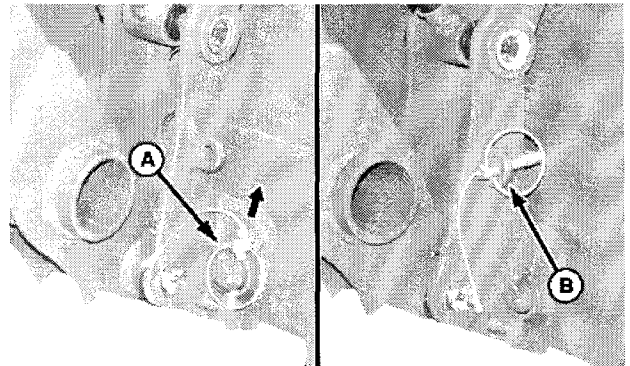


W01147 —UN—12AUG93

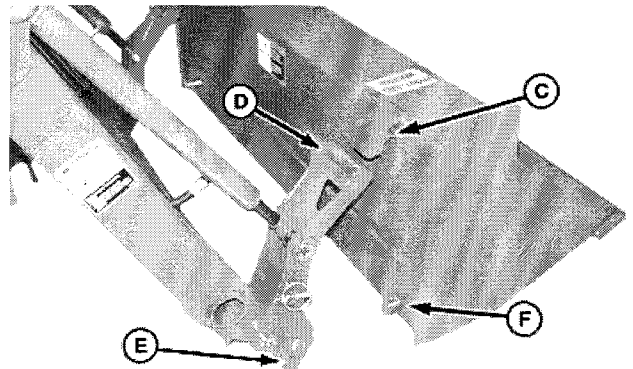
OUC1078,0000085 -19-11JAN01-1/1

Detach Bucket

1. Start tractor engine.
2. Release parking brake and place transmission in **NEUTRAL**.
3. Roll bucket back slightly and raise boom approximately 460 mm (18 in.) above ground.
4. Remove quick lock pin (A) from each side.
5. Store pins in storage position (B).
6. Extend bucket cylinders until pin (F) releases from holder strap (E) on each side.
7. Lower loader boom, place transmission in **REVERSE**, and move away from bucket. Holder (D) releases from hook (C) on each side of bucket.
8. Set parking brake and place transmission in **PARK**. Shut off tractor engine and remove key.



W07260 —UN—28FEB05



W09583 —UN—27JUN08

- | | |
|--------------------|----------------|
| A—Quick Lock Pin | D—Holder |
| B—Storage Position | E—Holder Strap |
| C—Hook | F—Bucket Pin |

OUMX005,0001E77 -19-27JUN08-1/1