



Yanmar Parts Catalog

Table of contents

Group A	
Other Tractors – Iseki & Kubota	
Group 1 - Yanmar	5
ELECTRICAL	5
Group 2	15
ENGINE & COOLING	15
THERMOSTART PLUG	55
Group 3	60
FRONT AXLE & STEERING	60
Group 4	98
TRANSMISSION & PTO	108
Group 5	123
REAR AXLE & BRAKES	123
Group 6	154
BODY & SEATS	154
Group 7	171
3 – POINT	171
Group 8	181
TILLER	181
Group 9	186
BEARINGS & SEALS	186
Group 10	192
MISCELLANEOUS	192

Prices subject to change without notice.

Payment:	We accept Visa, MasterCard, Discover and American Express. UPS fee for COD shipments is \$9.00. This does not include the shipping charges.
Freight policy:	Effective January 1, 2010 , Order values of \$2,750.00 or more (new parts only for Yanmar & JD) will be freight PREPAID, Eastern & Central time zones. Pacific and Western time zones are PREPAID on order values of \$3,750.00 or more. The risk of loss, as well as the title of to the equipment, transfers to the customer upon shipment from our warehouse. Claims for product damages or lost in transit are the responsibility of the buyer and should be filed with the carrier immediately.
Returned goods:	All returns must be authorized by Fredricks Importing, Inc. and must be in good condition. Used or installed parts will not be accepted. Parts must be returned within 30 days of purchase and be PREPAID. Returned goods subject to 25% handling charge. Returns, including cores, must be totally assembled. Disassembled items will not be accepted. Cores must be in condition to be rebuilt. Electrical parts are not returnable.

Note: OEM part numbers are used for identification and reference only

Group A

Iseki – Page 3

John Deere – See JD catalog

Kubota – Page 3

Parts for Iseki

FF-3262 Fuel filter TS1610, TS1910
Repl. 1415-102-0110-0

Parts for Kubota

SC-1550 Steering column L175, L185, L225, L245, L1500, L1501, L1511, L1801, L1802, L2000, L2001, L2002, L2010, L2201, L2202, L2210 Repl. 34150-16200
(bearings not included)

SSS-4740 Steering sector shaft, L185, L245, L1500, L2000 Repl. 34150-16120

SB-750 Steering column bearing (B)
Repl. 34150-16220

26x38x7TC Steering box horizontal shaft seal, B1550, B1750, B2150, L175, L185, L225, L235, L245, L275, L1500, L2000, L2050, L2250, L2350, L2500, L2600, L2650, L2850, L2950, L3250 Repl. 09500-26387

AS-1610 Rear axle seal L1500, L2000
Repl. 34150-27560

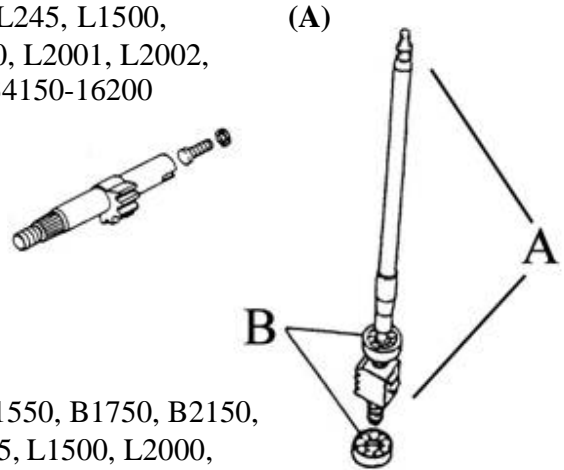
GP-778 Glow plug L175, L185, L225, L245, L285, L295, L305, L345, L1500, L1501, L1801, L2000, L2200, L2201, L2600, L2601, L3001, M4000, M4500
Repl. 15221-65513 & 15221-65954

FF-3507 Fuel filter L235, L275, L2250DT & F, L2550DT & F, L2602, L2802, L2850DT & F, L2900DT & F, L2950DT & F
Repl. 15521-43160

FF-3263 Fuel filter – 3.49” tall
Repl. 16271-43560

AF-2276 Air filter w/fin L2550DT & F, L2550DT & F
Repl. 70000-11081

AF-6270 Air filter w/fin L1500, L2000, L2201, L2050
Repl. 70000-11221



Group 1 - Yanmar

Electrical

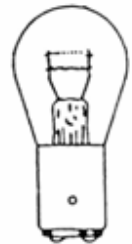
Light Bulbs

LB-4151 Head light bulb, 12v, 25w/25w
Repl.194151-55810

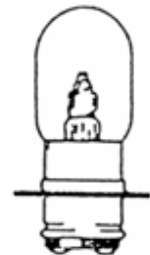


LB-4550 Head light bulb, 12v, 35w F18, FX18, F20, FX20, F24, FX24, FX26, FX28, FX32, F37D, FX42, F46D, F255, FX255, FX285, FX305, 2020, 2202, 2220, 2402, 2420, 2620, 2820, 3220, 4220 Repl. 194550-55810

LB-4520 Head light bulb, 12v, 25/25w F14, F15, F16, FX26, FX28, FX175, 1602, 1702, 1720, 1802, 1820, 2002
Repl. 194520-55810



LB-4155 Head light bulb, 12v-35/25w, 195, 240, 276, 330, 1500, 1700, 2000, 2001, 2010, 2210, 2210B, 2301, 2310, 2500, 2610, 3000, 3810, 4300, 4500
Repl. 194155-55810 (old # 194190-55810)



LB-4262 Head light bulb, 12v, 25w, 135, 140, 147, 155, 165, 169, 180, 186, 187, 220, 226, 250, 1100, 1110, 1300, 1301, 1401, 1502, 1510, 1601, 1610, 1810, 2200
Repl. 194262-53080



LB-97 Turn signal light bulb, 12v
Repl. 194081-55820; 2210 Repl. 194080-55820



LB-55 Dash light bulb, 12v, 1.7w, 195, 240, 1500, 1700, 2000, 2210, 2500, 2610, 3000
Repl. 194155-55820

LB-97

LB-55

LB-161 Dashboard light bulb for F, FX and 20 series
Repl. 194555-55820 (old # 194155-55820)

Head Lights

HL-4550 Head light assembly 2020, 2202, 2220, 2402
2420, 2620, 2820, 3220, 4220 Repl. 194550-53100



HL-4190 Head light assembly 1500
Repl. 194190-53100



HL-4155 Head light assembly 195, 240, 1700, 1700B,
2000, 2000B, 2210, 2210B Repl. 194155-53100
Will fit 1600, 1900, 2200 (Repl. 794081-53100) when
replaced as complete light



HL-4520 Head light assembly 1602, 1702, 1720, 1802,
1820, 2002, F14, F15, F16, F17, FX175
Repl. 194520-53100

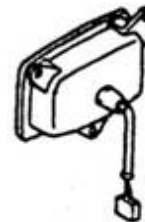


HL-4201 Head light assembly 140, 147, 169, 180, 186, 187,
220, 226, 250, 1301, 1401, 1502, 1510, 1601, 1610
YMG1800, 1810, YMG2000 Repl. 194201-53051



HL-4262 Head light assembly 155, 165, 1100, 1300
Repl. 194262-53051

HL-4145 Head light assembly 276, 330, 2500, 2610,
3000, 3110, 3810, 4300, 4500 Repl. 194145-53200



HL-4312 Head light assembly 2001, 2010,
2301, 2310 Repl. 194312-53100



HL-4555 Head light assembly F18, F20, FX20, F22,
FX22, F24, FX24, FX26, FX28, FX32, FX42, F215, FX215,
F255, FX255, FX285, FX305, FX335, FX435 Repl. 194555-53100

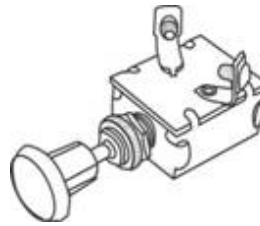
Head Light Switches

LS-4130 Light switch 155, 165, 195, 240, 1100,
1300, 1500, 1600, 1700, 1900, 2000, 2200,
2210, 2500, 2610, 3000, 3810 Repl. 194130-52121

LS-4420 Light switch 140, 147, 169, 186, 187, 220, 226,
250, 276, 1301, 1401, 1502, 1510, 1601, 1602,
1610, 1702, 1720, YMG1800, 1802, 1810, 1820,
YMG2000, 2001, 2002, 2010, 2020, 2202, 2210B,
2220, 2301, 2310, 2402, 2420, 2620, 2820, 3220, 4220
Repl. 194420-52120 (old # 194440-52120)



Light Switches



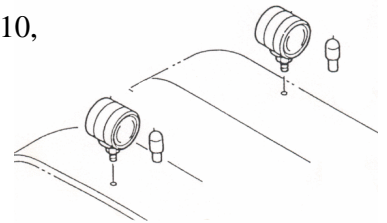
PPS-42200 Push-pull switch, 15 amp

Fender Lights



FL-4150 Fender light, two bolt mount for 195, 240, 1500, 1600, 1700, 1900, 2000, 2210, 2210B, 2500 Repl. 794150-53400

FL-4440 Fender light, post mount for 1301, 1401, 1510, 1601, 1602, 1610, 1702, 1720, YMG 1800, 1802, 1810, 1820 YMG 2000, 2001, 2002, 2010, 2020, 2202, 2220, 2301, 2310, 2402, 2420, F14, F15, F16, FF145D, FF155D Repl. 194440-53400 (**approx. 2-1/4" dia.**)



FL-6012 Fender light, post mount for 330, 2500, 2610, 2620, 2820, 3000, 3810 Repl. 194242-53400 (old #194320-53400 & 194145-53400) (**approx. 3-1/4" dia.**)

TSS-4080 Turn Signal Switch 195, 240, 330, 1100, 1110, 1300, 1500, 1600, 1700, 1900, 2000, 2210, 2500, 2610, 2620, 2820, 3000, 3810 Repl. 194080-52132

TSS-4080 Turn signal switch 1401, 1510, 1601, 1602, 1610, 1702, 1720, YMG1800, 1802, 1810, 1820, YMG2000, 2001, 2002, 2010, 2020, 2202, 2210B, 2220, 2301, 2310, 2402, 2420, 2620, 2820, 3220, 4220, 4300
Repl. 194440-52130 by changing wire terminal ends




F-552 Flasher, 2 prong, 12V Common to many models Repl. 194555-57200 (old # 194080-57202)

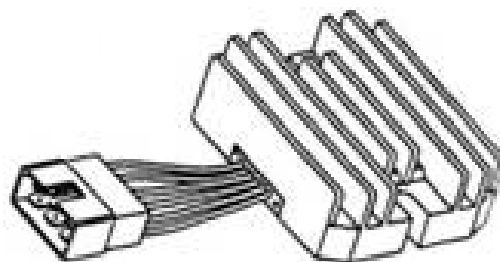
WH-455 Fusible link 1702, 1720, 1802, 1810, 1820, 2001, 2002, 2010, 2020, 2202, 2220, 2301, 2310, 2402, 2420, 2620, 2820, 3220, 4220, 4300, FX26D, FX28D, FX32, F37D, FX42D, F46D, F235, FX235, F255, FX255, FX265D, FX285, FX305, FX335, FX435 Repl. 194550-51220 (old # 194312-51220)

Voltage Regulators

From this
Mechanical VR

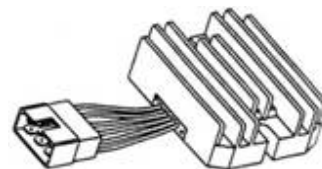


to this **SOLID
STATE** version



VR-550 Voltage regulator – Our **NEW** solid state regulator replaces the old mechanical type. 195, 240, 330, 336, 1700, 2000, 2200, 2210, 2500, 2610, 2700, 3000, 3110, 3810, 4300 Repl. 124550-77710

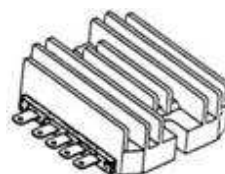
VR-522 Voltage regulator, **6-plug**, 180, 186, 187, 220, 1601, 1610, 1702, 1720, YMG1800, 1802, 1810, 1820, YMG2000, 2001, 2002, 2010, 2020, 2202, 2220, 2301, 2310, 2402, 2420 Repl. 121522-77790, 121450-77710, 121450-77790
(**122, 126, 140, 142, 146, 147, 226, 1510, F14, F15** Repl. 121450-77711)



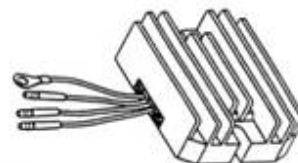
WH-522 Wiring harness used with VR-522 if originally equipped with 4 wire plug




VR-150 Voltage regulator – F series F37D, F49D, F215 Repl. 129150-77710



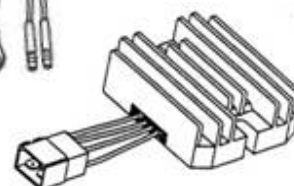
VR-160 Voltage regulator –**4 wire**, 1100, **1300, 1500** Repl. 124160-77710



VR-660 Voltage Regulator – **3 wire**, 135, 155, 165, 169, 1110, **1300, 1500 (typically with diodes)** Repl. 124660-77710



VR-462 Voltage regulator, **4-plug**, 1301, 1401 Repl. 121462-77710



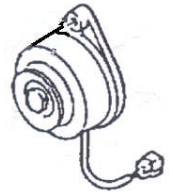
Alternators

AL-1235 Alternator, 12V – 35Amp, 195, 240, 330, 336
1700, 2000, 2210, 2500, 2610, 3000, 3110, 3810, 4300
Repl. 124756-77200 & 124756-77210 (LT115-52)
1600, 1900, 2200, 2700 Needs different wire ends.

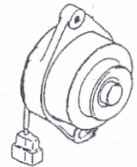


AL-1220 Alternator 12V – 40Amp 2620, 2820, 3220, 4220
Repl. 121400-77201 (**built in regulator**)

AL-1215 Alternator, 12V – 15 Amp 140, 142, 146, 147, 169, 180, 186, 187,
220, 226, 250, 276, 1401, 1502, 1510, 1601, 1602, 1610,
1702, 1720, YMG1800, 1802, 1810, 1820, YMG2000, 2001,
2002, 2010, 2020, 2202, 2220, 2301, 2310, 2402, 2420,
F14, F15, F16 Repl. 121450-77200



AL-1500 Alternator, 12V 1500 Repl. 124660-77991




AL-9150 Alternator, 12V-20 Amp F17, F18, F20, F22, F24, FX26, FX28,
FX32, F37, FX42, F46, F195, F215, F235, F255, F265, FX285,
FX305, FX335, FX435 Repl. 129150-77200 & 77201

(1)

Starters (*Specify New or Rebuilt)

- SM-1277*** Starter motor – 12v – 15 tooth drive, 220, 226, 250, 276, 330, 336, YMG1800, 1802, 1810, 1820, YMG2000, 2001, 2002, 2010, 2020, 2200, 2202, 2210, 2220, 2301, 2310, 2402, 2420, 2500, 2610, 2620, 2700, 2820, 3000, 3110, 3220, 3810, 4220, FX26, FX28, FX32, FX42
Hitachi S12-77 Repl. 124250-77012, Hitachi S12-23 & S12-52
- SM-203** Starter motor – 12v – 11 tooth drive, 1100, 1300, **1500**, Repl. **S114-203** only available as rebuilt. Can use **SM-219** for **1500**
- SM-219*** Starter motor – 12v – 11 tooth drive, 1300, 1301, 1401, **1500**, 135, 155, 165, 169 **Hitachi S114-219**, S114-230 Repl. 124070-77010 & 124060-77010
- SM-235*** Starter motor – 12V – 11 tooth drive, 140, 142, 146, 147, 180, 186, 187, 1510, 1601, 1610, FF145D, FF155D, F165D Hitachi S114-235 Repl. 121450-77010 **YM1702 & YM1720 with S114-235**
- SM-146*** Starter motor – 12v – 15 tooth drive, 1600, 1700, 1900, 2000 F16, **195, 240** Repl. 124450-77010
Hitachi S114-146 – **1702 & 1720 with S114-146**



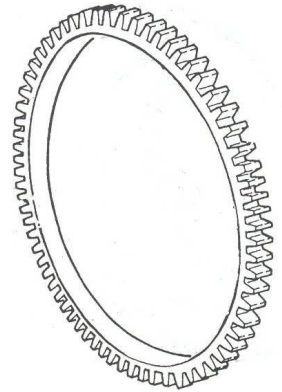
Starter Drives

- SD-502** Starter drive – **15 tooth** - fits S114-146 starter F16, 195, 240, 1600, 1700, 1900, 2000 Repl. X211445002
- SD-511** Starter drive – **11 tooth** - fits S114-203, S114-219, S114-230, S114-235 140, 142, 146, 147, 155, 165, 1100, 1500, 1702, 1720, F14, F15, FF145D, FF155D Repl. X2114-55003 (Old # 947704-49307)
- SD-515** Starter drive – **15 tooth** – 220, 250, 330, YMG1800, 1802, YMG2000 2001, 2002, 2010, 2020, 2202, 2210, 2220, 2240, 2301, 2310, 2402, 2610, 2620, 2820, 3000, 3220, 4220, FX26, FX28, FX32, FX42
For Hitachi S12-77 starters Repl. 121254-77660
(old # 124250-77210 & X212045001)



Flywheel Ring Gear

FWRG-550 Flywheel ring gear F18, FX18, F20, FX20, F22, FX22, FX26, FX28, FX32, F37D, FX42, F47D, F255, FX255, FX285, FX305, FX335, FX435, 195, 240, 336, 1600, 1700, 1900, 2000, 2200, 2202, 2220, 2402, 2420, 2500, 2610, 2620, 2700, 2820, 3000, 3110, 4300 Repl.124550-21600



Solenoid Switch

SS-502 Solenoid (**4mm bolt**) – 12v, 3-terminal, fits **S114-146 & S12-23** 220, 226, 250, 330, 336, YMG1800, 1802, 1810, YMG2000, 2001, 2002, 2010, 2020, 2200, 2202, 2210, 2220, 2301, 2310, 2402, 2420 2500, 2610, 2620, 2700, 2820, 3000, 3110, 3220, 4220, FX26, FX20, Repl. 124250-77310 (old # X212037002)



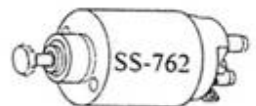
SS-688 Solenoid (**6 mm bolt**) - 12v, 3-terminal fits **S12-77 & S12-52**
Same applications as above.

SS-511 Solenoid – 12v, 3-terminal, fits S114-146, S114-203, S114-219, S114-235 starters – 140, 142, 146, 147, 165, 169, 186, 195, 240, 1100, 1500, 1600, 1700, 1702, 1720, 1900, 2000, F14, F15, F18, FX18, F20, FX20, F24, FX24, F235, F255, FX255, FF145D, FF155D Repl. 171008-77531 & 124060-77300 (Old # X211497004 & X211447007)



SS-888 Solenoid – 12v, 3-terminal, Fits S12-52 starters (large rect. hole)

SS-762 Solenoid w/ hex end for Hitachi DD starters
12v – 3 terminal, used on S12-24, S12-41A, S12-59, S13-06A
Optional on YM195 & YM240



Armature

SA-511 Starter armature for S12-77, 12v – CW rotation
12 spline, 330, 2001, 2220, 2301, 2420, 2620, 2820, 3220, 4220 Repl. 124250-77500 (old # X21207100)



SA-502 Starter armature for S114-146, S114-219, S114-230, S114-235, 12v – CW rotation Repl. X211491001

SA-203 Starter armature for S114-203 Repl. X211421002

BP-502 Brush plate for S114-146, S114-203, S114- 219
Repl. X21141360



BF-502 Field brush (insulated) for BP-502 plate (2 req'd)

Hour Meter Cable




- HMC-4167** Hour meter cable 140, 147, 169, 186, 1301, 1401, 1502, 1510, 1601, 1602, 1610, 1702, 1720, YMG1800, 1802, 1810, 1820, YMG2000, 2000B, 2002, 2210B, F17, F18, F20, F22, F24, FX24 Repl 194167-56900 (Old # 194440-56900) Approx. 48" long
- HMC-1400** Hour meter cable 180, 187, 195, 220, 226, 240, 250, 1300, 1500, 1600, 1700, 1900, 2000, 2001, 2010, 2301, 2310, F14, F15, F16, FF145D, FF155D Repl. 121400-91140
- HMC-1400** Hour meter cable 165, 2001, 2010, 2020, 2202, 2220, 2301, 2310, 2402, 2420 (Approx. 42" long) Repl. 194190-56900
- HMC-4150** Hour meter cable 2210 Repl. 794150-56900 approx. 45-1/4" long
- HMC-4275** Hour meter cable 276, 330, 2500, 2610, 2620, 2820, 3000, 3110, 3220, 3810, 4220, 4300, FX26, FX28, FX32, FX42 Repl. 194275-56900 (old # 194145-56901) Approx. 54-1/2" long
- HMC-2200** Hour meter cable 2200, 2700 Repl. 794100-56900

Tach / Hour meter

- HM-4151** Tach/Hour meter 1500, 1700, 2000 (1) Repl. 194151-56100
- HM-2500** Tach/Hour meter 2500, 2610, 3000, 3110 Repl. 194145-56101

Ignition Switch

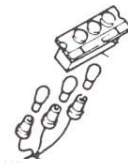
IS-52110 Ignition Switch 140, 147, 155, 165, 169, 180, 186, 187, 195, 226, 220, 226, 240, 250, 276, 1300, 1510, 1601, 1702, 1720, YMG1800, 1802, 1810, 1820, YMG2000, 2001, 2002, 2010, 2020, 2202, 2210, 2220, 2301, 2310, 2402, 2420, 2500, 2610, 2620, 2820, 3110, 3220, 4220, 4300, FF145D, FF155D
Repl. 194322-52110 (old #194155-52110)



IK-5216 Flat steel key for ignition switch Repl. 194155-52160

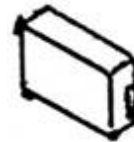
Indicator Lamp Assembly

ILA-4151 Indicator lamp assembly 195, 240, 330, 1700, 2000, 2210, 2500, 2610, 3000, 3810 Repl. 194151-55100



Fuse Box

FBC-524 Fuse box cover 140, 147, 155, 169, 1401, 1510, 1610, 2620, F16, F18, FX18, F20, FX20, F22, FX22, FX32
Repl. 194440-52420



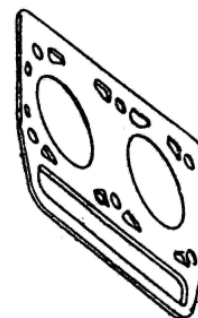
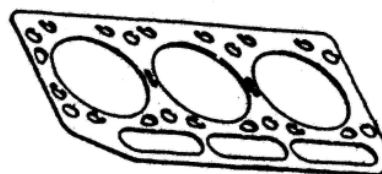
F-15A Fuse link – 15A 195, 240, 1300, 1500, 1600, 1700, 1900, 2000
Repl. 194080-52840



Group 2

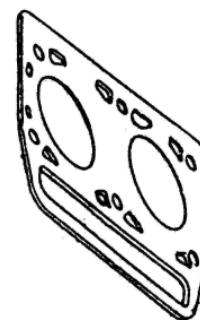
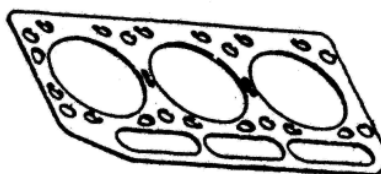
Engine & Cooling

Head Gaskets



Our number	Model number	Replaces	Engine	# Cyls.
HG-1300	1300 / 155 / 165	124060-01330	2TR13	2 Cyl.
HG-1415	1401 / 169 / 180	121000-01330	3T72SB	3 Cyl.
HG-1415	1410 / 186 / 187	121000-01330	3T72SB	3 Cyl.
HG-160	1500	124160-01330	2TR15	2 Cyl.
HG-1415	1502	121000-01330	3T72SA-B	3 Cyl.
HG-1415	1510	121000-01330	3T72SA	3 Cyl.
HG-1700	1600	124450-01331	2TR16	2 Cyl.
HG-470	1601/1602	121470-01332	3T75U	3 Cyl.
HG-470	1610	121470-01332	3T75U	3 Cyl.
HG-1700	1700 Red	124450-01331	2TR17	2 Cyl.
HG-1700	1700 Green	124450-01331	2TR17	2 Cyl.
HG-470	1702	121470-01332	3T75U-NA	3 Cyl.
HG-470	1720	121470-01332	3T75U-NA	3 Cyl.
HG-567	1802	121567-01330	3T80U-NB	3 Cyl.
HG-1810	220 / 250/1810 / 226	121550-01331	3T75H	3 Cyl.
HG-567	1820	121567-01330	3T80U-NB	3 Cyl.
HG-2000	195 / 2000 Red / 240	124763-01331	2TR20A	2 Cyl.
HG-772	1900 / 2000 Grn	124772-01330	2TR20	2 Cyl.
HG-351	2001	129351-01330	3T82B	3 Cyl.
HG-567	2002	121567-01330	3T80U-NA	3 Cyl.
HG-351	2010	129351-01330	3T82B	3 Cyl.
HG-351	2020	129351-01330	3T82B-N	3 Cyl.
HG-550	2200	124550-01330	2TGR22	2 Cyl.
HG-322	2202 / 276	129322-01330	3T84H-NB	3 Cyl.
HG-2000	2210 / 2210B	124763-01330	2T90	2 Cyl.
HG-322	2220	129322-01330	3T84H-NB	3 Cyl.
HG-322	2301	129322-01330	3T84H-S	3 Cyl.
HG-322	2310	129322-01330	3T84H-S	3 Cyl.
HG-322	2402	129322-01330	3T84H-NA	3 Cyl.
HG-322	2420	129322-01330	3T84H-NA	3 Cyl.
HG-150	2500	121150-01330	3T80	3 Cyl.
HG-150	2610	121150-01330	3T80	3 Cyl.
HG-250	2620	121250-01331	3T84	3 Cyl.
HG-550	2700	124550-01330	2TR27L	2 Cyl.
HG-250	2820	121250-01331	3T84-NB	3 Cyl.
HG-250	3000 / 330 / 336	121250-01331	3TR84	3 Cyl.
HG-250	3110	121250-01331	3T84D	3 Cyl.
HG-250	3220 / 4220	121250-01331	3T84-NA	3 Cyl.
HG-250	3810	121250-01331	3T84T	3 Cyl.
HG-567	YMG1800	121520-01331	3T80U-SB	3 Cyl.
HG-567	YMG2000	121520-01331	3T80U-SA	3 Cyl.
HG-1300	155 / 165	124060-01330	2TR13	2 Cyl.
HG-950	4300	121423-01331	3T90T	3 Cyl.
HG-250	330 / 336	121250-01331	3T84A-N	3 Cyl.
HG-865	F17 / FX17	119865-01331	3TN75U-A	3 Cyl.
HG-553	FX26 / FX28	129553-01350	4TNA78U	4 Cyl.
HG-553	FX32 / FX42	129553-01350	4TNA78U	4 Cyl.
HG-553	FX285 / FX305	129553-01350	4TNA78U	4 Cyl.
HG-157	F235 / FX235	129157-01332	3TNB84-RB	3 Cyl.
HG-553	FX335 / FX435	129553-01350	4TNA78-RN	4 Cyl.

Continued on next page

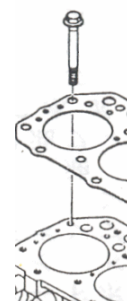


Head Gaskets continued

HG-157	F255 / FX255	129157-01333	3TNB84-RA	3 Cyl.
HG-9155	F18 / FX18 / F195	129155-01332	3TNB80U	3 Cyl.
HG-1415	F15	121000-01330	3T72H-N	3 Cyl.
HG-470	F16	121470-01332	3T75U-NC	3 Cyl.
HG-156	F20 / FX20 / F215	129156-01333	3TN82U	3 Cyl.
HG-157	F22 / F265/ FX265	129157-01333	3TN84U-B	3 Cyl.
HG-157	F22 / F24 / FX24	129157-01333	3TN84U-B	3 Cyl.

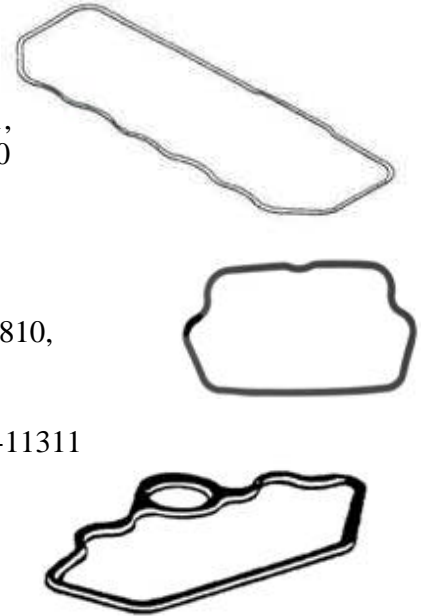
Head Bolt, Nut & Washer

HB-9150	Head bolt F18, F20, F22, F24, FX26, FX28, FX32, FX42, F195, F215, F235, F255, F265, FX285, FX305, FX335, FX435 Repl. 129150-01200
HBN-4300	Nut, head bolt 1500, 2500, 2610 Repl. 104300-01220
HBW-3338	Washer, head bolt 1500, 2500, 2610 Repl. 103338-01240
HB-1252	Head bolt 2620, 2820, 3110, 3220, 3810 Repl. 121252-01230
HBN-4450	Nut, head bolt 195, 240, 330, 336, 1600, 1700, 1900, 2000, 2210, 2620, 2820, 3110, 3220, 3810, 4220, 4300, 4500 Repl. 124450-01250
HBW-4450	Washer, head bolt 195, 240, 330, 336, 1600, 1700, 1900, 2000, 2210, 2620, 2820, 3110, 3220, 3810, 4220, 4300, 4500 Repl. 124450-01240



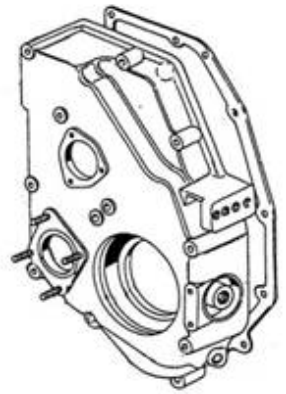
Valve Cover Gaskets

VCG-1150	Valve cover gasket 2500, 2610 Repl. 121150-11350
VCG-1250	Valve cover gasket 330, 336, 2620, 2820, 3000, 3110, 3220, 3810, 4220 Repl. 121250-11350 (Old # 121370-11310)
VCG-1310	Valve cover gasket 186, 1301, 1401, 1502, 1510, 1601, 1602, 1610, 1702, 1720, F15, F16 Repl. 121450-11310
VCG-1450	Valve cover gasket 276, 2001, 2010, 2020, 2202, 2220, 2301, 2310, 2402, 2420 Repl. 129350-11310
VCG-1550	Valve cover gasket 220, 226, 250, YMG1800, 1802, 1810, YMG2000, 2002 Repl. 121550-11310
VCG-4060	Valve cover gasket 135, 155, 165, 1300 Repl. 124060-11311
VCG-4160	Valve cover gasket 1500 Repl. 124160-11310
VCG-4450	Valve cover gasket 195, 240, 1600, 1700, 1900, 2000, 2210, 2210B Repl. 124450-11310
VCG-9150	Valve cover gasket F18, F20, F22, F24, FX24, F215, F235, F255, F265 Repl. 129150-11310
VCG-9550	Valve cover gasket FX26, FX28, FX32, FX42, FX285, FX305, FX335, FX435 Repl. 129550-11310
VCG-2700	Valve cover gasket 2200, 2700 Repl. 124550-11310
VCB-4460	Nut, valve cover 195, 240, 336, 1700, 2000, 3000 Repl. 124460-11360



Front Cover Gasket

- FCG-4450** Front cover gasket 195, 240, 330, 336, 1500, 1600, 1700, 1900, 2000, 2210, 2210B, 2500, 2610, 2620, 2820, 3000, 3110, 3220, 3810, 4220, 4300
Repl. 124450-01512 (Old # 124450-01510 & 124450-01511)
- FCG-1450** Front cover gasket 142, 146, 169, 186, 187, 220, 226, 250, 276, 1301, 1401, 1502, 1510, 1601, 1602, 1610, 1702, 1720, YMG1800, 1810, 1820, YMG2000, 2002, 2010, 2020, 2202, 2220, 2310, 2402, 2420, F14, F15, F16 Repl. 121450-01511
- FCG-9150** Front cover gasket FX26, FX28, FX32, FX42



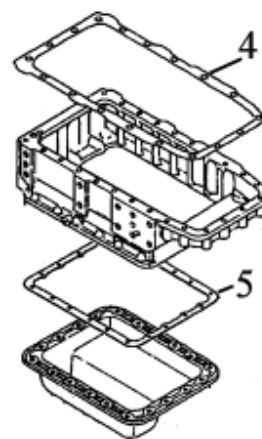
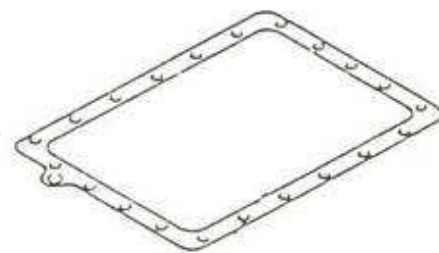
Main Bearing Housing Gasket

- MBHG-4160** Main brg housing gasket 1500, 2500, 2610
Repl. 124160-02150
- MBHG-4460** Main brg housing gasket 195, 240, 330, 336, 1600, 1700, 1900, 2000, 2210, 2210B, 2620, 2820, 3000, 3110, 3220, 3810, 4220, 4300, 4500
Repl. 124460-02150 (Old # 124450-02050)
- MBHG-9150** Main brg housing gasket F22, FX22, F24, FX24, FX26, FX28, FX32, FX42, F235, FX235 Repl. 129150-01660
- OR-1350** Oring, main brg housing 220, 250, 276, 2010, 2310
Repl. 24341-001350



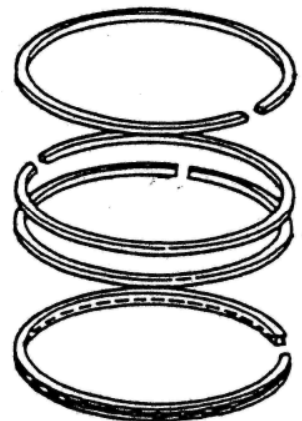
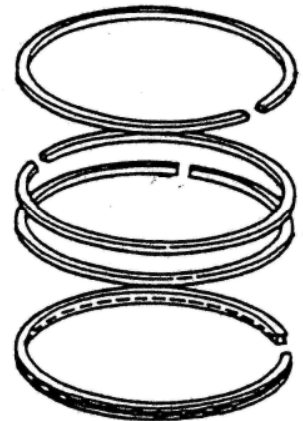
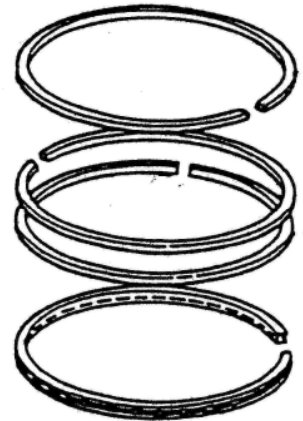
Oil Pan Gaskets

- OPG-1150** Oil pan gasket 2500, 2610 Repl. 121150-01751
- OPG-1250** Oil pan gasket 330, 336, 2620, 2820, 3000, 3110, 3220, 4220, 4300 Repl. 121250-01751
- OPG-1575** Oil pan gasket 220, 226, 250, 276, YMG1800, 1802, 1810, 1820, YMG2000, 2002, 2010, 2020, 2202, 2220, 2310, 2402, 2420 Repl. 121575-01750
- OPG-1751** Oil pan gasket 169, 180, 186, 187, 1401, 1502, 1510, 1601, 1602, 1610, 1702, 1720, F14, F15, F16 Repl. 121000-01751 (old # 121450-01751)
- OPG-4250** Oil pan gasket 2200, 2700 Repl. 124250-01730
- OPG-4450** Oil pan gasket 1600, 1700 **Green**, 1900, 2000 **Green** Repl. 124450-01751
- OPG-4465** Oil pan gasket 195, 240, 1700 **Red**, 2000 **Red**, 2210, 2210B Repl. 124465-01751
- OPG-4160** Oil pan gasket 1500 Repl. 124160-01742
- OPG-4060** Oil pan gasket 135, 155, 165, 1100, 1300 Repl. 124060-01742
- OPG-1730** Oil pan gasket (**UPPER**) FX26, FX28, (4) FX32, FX42
- OPG-9550** Oil pan gasket (**LOWER**) FX26, FX28, (5) FX32, FX42 Repl. 129550-01730



Piston Ring Sets

MODEL	Part #		Replaces
1100 / 135	RS-660		724660-22500
1300/155 /165	RS-400	724066-22501 / 705400-22503	
1401/169/180	RS-450		721450-22500
1500	RS-300		704300-22502
1502	RS-450		721450-22500
1510 / 186	RS-450		721450-22500
1600	RS-1700		724450-22500
1601/1602/146	RS-575	721575-22500 / 705311-22501	
1610 / 140/ 147	RS-575	721575-22500 / 705311-22501	
1700	RS-1700		724450-22500
1702 / 142	RS-575		721575-22500
1720 / 226 /F16	RS-575	721575-22500 / 705311-22501	
1802 / F18	RS-520	721520-22500 / 729158-22500	
1810 / 220 /250	RS-575		721575-22500
1820 /F195/F220	RS-520	721520-22500 / 729158-22500	
1900	RS-750		724750-22500
2000 Green	RS-750		724750-22500
2000 Red / 240	RS-763		724763-22500
2001 / F37D	RS-351		729351-22500
2002 / FX195	RS-520		721520-22500
2010	RS-351		729351-22500
2020	RS-351		729351-22500
2200	RS-550		724550-22501
2210 / 4500	RS-763		724763-22500
2202 / 2220	RS-350		729350-22501
2301 / 276	RS-350		729350-22501
2310	RS-350		729350-22501
2402	RS-350		729350-22501
2420	RS-350		729350-22501
2500	RS-300		704300-22502
2610	RS-300		704300-22502
2620	RS-262	(3 ring)	721262-22500
2700	RS-550		724550-22501
2820	RS-262	(3 ring)	721262-22500
3000 / 195 / 336	RS-252	(4 ring)	721252-22500
3110 /3810/330	RS-252	(4 ring)	721252-22500
3220 / 4220	RS-262	(3 ring)	721262-22500
F14, F15	RS-450		721450-22500
F22, F24, FX255	RS-350	129105-22500 / 729157-22500	
F20 F42D F215	RS-351	729402-22500 / 729151-22500	
F20, F42D	RS-351A	0.25mm OS 729156-22950	
YMG1800 /	RS-520	721520-22500 / 729158-22500	
YMG2000/ F18		/ 729150-22500	
F235 / F255	RS-350	729157-22501	



Piston w/ pin & clips

(NOTE: Order rings separate except as noted)

EP-1252 Piston w/ pin & clips 195, 330, 336, 3000,
3110, 3810 (**4 rings**) Repl. 121252-22090,
121250-22090 & 721250-22750 (**84mm**)
2620, 2820, 3220, 4220 (**3 rings**) Repl. 121262-22090
(Use RS-252 ring set with this piston)

EP-1450 Piston w/pin & clips 169, 180, 186, 187, 1401, 1502, 1510, F15
Repl. 121450-22091 (old # 721450-22721) (72mm)

EP-1467 Piston w/ pin & clips 140, 142, 146, 147, 1601, 1602, 1610,
1702, 1720, F16 Repl. 121467-22090 (75mm)

RS-575 Ring set – STD. (75mm) Repl. 721575-22500

EP-1467A 0.25mm OS piston w/ pin & clips Repl. 721467-22900
RS-575A 0.25mm OS ring set Repl. 721467-22540

EP-1467B 0.50mm OS piston w/ pin & clips
RS-575B 0.50mm OS ring set

EP-1575 Piston w/pin 220, 226, 250, 1810 Repl 121575-22090

EP-1567 Piston w/ pin & clips 1802, 1820, 2002 Repl. 121567-22090
YMG1800, YMG2000 Repl. 121520-22090 (80mm)

RS-520 Ring set – STD. Repl. 721520-22500 (80mm)

EP-1567A 0.25mm OS piston w/ pin & clips
RS-520A 0.25mm OS ring set Repl. 721520-22540

EP-1567B 0.50mm OS piston w/ pin & clips
RS-520B 0.50mm OS ring set

EP-4060 Piston w/ pin (75mm) 155, 165, 1300 Repl. 724060-22722

EP-4160 Piston w/ pin & clips 1500, 2500, 2610 Repl. 124160-22090 (80mm)

EP-4450 Piston w/ pin & clips 1600, 1700 Repl. 124450-22090 (85mm)

EP-4660 Piston w/ pin & clips (73mm) 135, 1100 Repl. 724660-22720

EP-4763 Piston w/ pin & clips 240, 2000 **RED**, 2210 Repl. 124763-22090 (90mm)

EP-4750 Piston w/ pin & clips 1900, 2000 **Green** Repl. 124750-22090 (88mm)

EP-2200 Piston w/ pin & clips 2200, 2700 Repl. 124550-22251

Continued on next page



Continued from previous page

EP-9367	Piston w/ pin & clips 276, 2202, 2220, 2301, 2310, 2402, 2420 Repl. 129367-22090 (Old # 129350-22090) (84mm)
EP-9369	Piston w/ pin & clips 2001, 2010, 2020 Repl. 129369-22090 (82mm) (Old # 129351-22090)
EP-9158 RS-520	Piston w/ pin & clips F18, FX18 Repl. 129158-22090 (80mm) Ring set – Standard Repl. 721520-22500
EP-9158A RS-520A	0.25mm OS Piston w/ pin & clips F18, FX18 0.25mm OS ring set Repl. 721520-22540
EP-9158B RS-520B	0.50mm OS Piston w/ pin & clips F18, FX18 0.50mm OS ring set Repl. 721520-22540
EP-9156 RS-351	Piston w/ pin & clips F20, FX20 (82mm) Repl. 129156-22090 Ring set – STD Repl. 729151-2250
EP-9156A RS-351A	0.25mm OS Piston w/pin & clips F20, FX20 Repl. 729156-22900 Ring set – 0.25OS Repl. 729156-22950
EP-9156B RS-351B	0.50mm OS Piston w/pin & clips F20, FX20 Ring set – 0.50OS
EP-2224 RS-350	Piston w/pin & clips (STD.) F22, F24 Repl. 129157-22090 (84mm) Ring set – STD Repl. 729350-22501
EP-2224A RS-350A	Piston w/pin & clips 0.25mm oversize for above 0.25mm OS ring set Repl. 729157-22951
EP-2224B RS-350B	Piston w/pin & clips 0.50mm oversize for above 0.50mm OS ring set Repl. 129105-22970
EP-9555 RS-403	Piston w/pin & clips (STD.) FX26, FX28, FX32, FX42 FX335, FX435 Repl. 129555-22080(78mm) Ring set (STD) FX26, FX28, FX32, FX42, FX335, FX435 Repl. 729403-22500 (old # 729550-22500) (78mm)
EP-9555A RS-403A	Piston w/pin & clips 0.25mm oversize Repl. 729555-22900 Ring set 0.25mm Same as above Repl. 729550-22950
EP-9555B RS-403B	Piston w/pin & clips 0.50mm oversize Repl. 129500-22920 Ring set 0.50mm Same as above Repl. 129100-22970

Continued on next page

Continued from previous page

EP-9157 Std. Piston w/**rings** 3TN84 Industrial,
Repl. 129105-22090 (cupped or dished piston) (84MM)

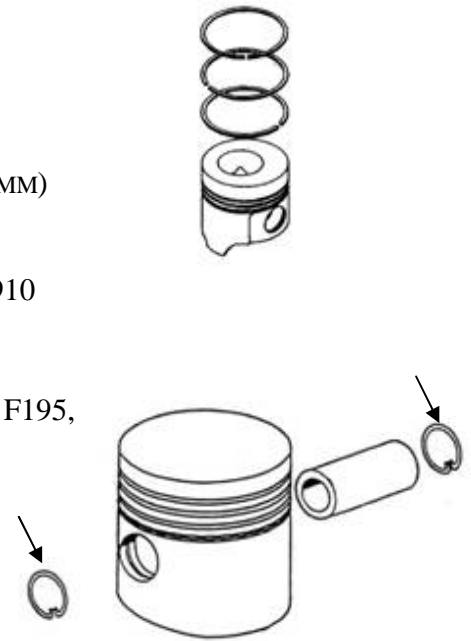
EP-9157A 0.25mm Oversize piston w/**rings** 3TN84 Industrial
engine (cupped or dished piston) Repl. 729105-22910

Piston Pin Clips

PPC-1100 Piston pin **clip** F18, F20, F24, FX24, FX32, FX42, F195,
F255, FX255, 2202, 2402 Repl. 121100-22400

PPC-3338 Piston pin **clip** 276, 1500, 2001, 2301,
2310, 2500, 2610 Repl. 103338-22400

PPC-4600 Piston pin **clip** 195, 240, 330, 1600, 1700,
1900, 2000, 2620, 2820, 3000, 4300 Repl. 104600-22400



Piston Pin Bushing

PPB-4060 Piston pin bushing 135, 155, 165, 220, 1100, 1300, 1802,
1810, 2002 Repl. 124060-23910 (old # 124060-23100)

PPB-4160 Piston pin bushing 1500, 2500, 2610 Repl. 124160-23100

PPB-4450 Piston pin bushing 195, 240, 330, 1600, 1700,
1900, 2000, 2210, 2620, 2820, 3000, 3110, 3220,
4220, 4300 Repl. 124450-23910 (Old # 124450-23100)

PPB-5225 Piston pin bushing 142, 146, 169, 180, 186, 187, 1401, 1502,
1510, 1601, 1602, 1610, 1702, 1720
Repl. 105225-23180 (old # 105225-23100)

PPB-9100 Piston pin bushing 276, 2202, 2220, 2310, 2402, 24020,
F18, F20, F22, F24, FX24, FX26, FX28,
F37D, F195, F215, FX215, F255, FX255, FX335, FX435
Repl. 129100-23910 (Old # 129100-23100 & 129350-23100)



Sleeves Wet and Dry

WS-73	Wet sleeve w/o-rings 135, 1100 Repl. 724660-01900 (2T73A)
WS-75	Wet sleeve w/o-rings 155, 165, 1300 Repl. 724060-01900 (2TR13A)
WS-80	Wet sleeve w/o-rings 1500, 2500, 2610 Repl. 721120-01900 (old # 724160-01900)
OR-1300	O-ring for WS-80 Repl. 124160-01300
WS-84	Wet sleeve w/o-rings 195, 330, 336, 2620, 2820, 3000, 3110, 3220, 3810, 4220 Repl. 721250-01900
WS-85	Wet sleeve w/o-rings 1600, 1700 Repl. 724450-01900
WS-88	Wet sleeve w/o-rings 1900, 2000 Green , Repl. 724750-01900
WS-90	Wet sleeve w/o-rings 240, 2000 Red , 2210, 2210B Repl. 721420-01900 (Old # 724763-01900)
OR-1000	O-ring for WS-84, WS-85, WS-88 & WS-90 Repl. 24321-001000 & 124550-01300
WS-2200	Wet sleeve w/o-rings 2200 Repl. 724550-01900
DS-72	Dry sleeve 169, 180, 186, 187, 1401, 1502, 1510, F15 Repl. 121450-01100
DS-75	Dry sleeve 220, 226, 250, 1810 Repl. 121551-01100
DS-82	Dry sleeve 2001, 2010, 2020 Repl. 129351-01100
DS-84	Dry sleeve 276, 2202, 2220, 2301, 2310, 2402, 2420 Repl. 129350-01100



Connecting Rod

W/ bushing

- CR-213** Connecting rod w/ bushing 135, 155, 165, 1100, 1300
Repl. 724660-23100 (old # 724060-23101)
- CR-215** Connecting rod w/ bushing 1500, 2500, 2610 Repl. 724160-23100
- CR-372** Connecting rod w/ bushing 142, 146, 169, 186, 187, 1301, 1401, 1502, 1510, 1601, 1602, 1610, 1702, 1720, F14, F15
Repl. 728171-23100 (old # 705225-23100 & 705311-23100)
- CR-375** Connecting rod w/ bushing 220, 226, 250, YMG1800, 1802, 1810, YMG2000, 2002 Repl. 721550-23100 & 721520-23100
- CR-382** Connecting rod w/ bushing 180, 276, 2001, 2010, 2020, 2202, 2220, 2301, 2310, 2402, 2420 Repl. 729350-23100
- CR-384** Connecting rod w/ bushing 195, 240, 330, 336, 1600, 1700, 1900, 2000 Red or Green, 2210, 2210B, 2620, 2820, 3000, 3110, 3220, 3810, 4220, 4300 Repl. 724450-23100
- CR-9150** Connecting rod w/ bushing F18, F20, F22, F24, FX24, F37D, F195, FX195, F2115, FX215, F235, FX235, F255, FX255, F265, FX265 Repl. 729402-23100 (Old # 729150-23701)
- CR-478** Connecting rod w/bushing FX26, FX28, FX32, FX42, FX335, FX435 Repl. 729550-23700



Connecting Rod Bolt

- CRB-225** Connecting rod **BOLT** 142, 146, 169, 180, 186, 187, 269, 1301, 1401, 1502, 1510, 1601, 1602, 1610, 1702, 1720, F14, F15, F16 Repl. 105225-23200
- CRB-450** Connecting rod **BOLT** 195, 240, 330, 336, 1700, 2000, 2620, 2820, 3000, 3220, 4220, 4300 Repl. 124450-23200
- CRB-500** Connecting rod **BOLT** 122, 126, 135, 155, 165, 276, 1100, 1300, 1500, 2001, 2010, 2202, 2301, 2310, 2402, 2500, 2610 Repl. 104500-23201 (old # 124060-23201)
- CRB-550** Connecting rod **BOLT** 220, 226, 1802, 1810, 2002, F18, F20, F22, F24, FX26, FX28, F37D, F195, F255, FX255 Repl. 121550-23200





Engine Bearing



Model	Part # Standard	Replaces Standard	Part # .010	Replaces .25 under	
135, 155, 165, 1100, 1300					
Front Main	MB-555	121550-02110	MB-555A	124064-02130	MB-555C
Rear Main	MB-555	121550-02110	MB-555A	124064-02130	MB-555C
Rod Bearing	RB-6	124060-23300	RB-6A	724064-23610	RB-6C
YM 1500					
Front main	MB-516	124160-02101	MB-516A	124160-02130	MB-516C
Rear main	MB-516	124160-02101	MB-516A	124160-02130	MB-516C
Rod bearing	RB-16	124160-23600	RB-16A	124160-23380	RB-16C
169/180/186/187/1301/1401/1502/1510/1601/ 1602/1610/1702/1720/F14/F15/F16					
Front main 140/147	MB-145	121450-02100	MB-145A	121450-02310	MB-145C
2nd main	MB-245	121450-02170	MB-245A	121450-02380	MB-245C
3rd main- flanged 146	MB-345	121450-02160	MB-345A	121450-02370	MB-345C
Rear main 140/147	MB-445	121450-02110	MB-445A	121450-02320	MB-445C
Rod bearing 140/147	RB-31	705311-23600	RB-31A	105311-23380	RB-31C
195/240/1600/1700/1900/2000/2210					
Front main	MB-525	121250-02101	MB-525A	124764-02130	MB-525C
Rear main	MB-525	121250-02101	MB-525A	124764-02130	MB-525C
Rod bearing YM4500	RB-45	124450-23600	RB-45A	124764-23380	RB-45C
2500/2610					
Front main	MB-516	124160-02101	MB-516A	124160-02130	MB-516C
2nd main	MB-315	121150-02800	MB-315A	121150-02370	MB-315C
3rd main - flanged	MB-215	121150-02810	MB-215A	121150-02380	MB-215C
Rear main	MB-516	124160-02101	MB-516A	124160-02130	MB-516C
Rod bearing	RB-16	124160-23600	RB-16A	124160-23380	RB-16C
330/336/2620/2820/3000/3110/3220/3810/4220/4300					
Front main YM4500	MB-525	121250-02101	MB-525A	124764-02130	MB-525C
2nd main	MB-225	121250-02810	MB-225A	121254-02380	MB-225C
3rd main - flanged	MB-325	121250-02800	MB-325A	121254-02370	MB-325C
Rear main	MB-425	121250-02111	MB-425A	121254-02140	MB-425C
Rod bearing YM4500	RB-45	124450-23600	RB-45A	124450-23350	RB-45C
276/2001/2010/2301/2310/2020/2202/2220/2402/2420					
Front main	MB-135	129350-02100	MB-135A	129350-02310	MB-135C
2nd main	MB-235	729350-02810	MB-235A	129350-02350	MB-235C
3rd main - flanged	MB-335	729350-02800	MB-335A	129350-02330	MB-335C
Rear main	MB-555	121550-02110	MB-555A	121550-02320	MB-555C
Rod bearing	RB-6	124060-23300	RB-6A	724064-23610	RB-6C
220/226/1802/1810/1820/2002/YMG1800/YMG2000					
Front main	MB-152	121520-02100	MB-152A	121520-02310	MB-152C
2nd main	MB-255	721550-02810	MB-255A	121550-02350	MB-255C
3rd main - flanged	MB-355	721550-02800	MB-355A	121550-02330	MB-355C
Rear main	MB-555	121550-02110	MB-555A	121550-02320	MB-555C
Rod bearing	RB-55	721550-23600	RB-55A	121550-23380	RB-55C

Engine Bearings

RB-9150 Rod brg., Std F18, F20, F22, F24, FX24, FX26, FX28, FX32, F37D, FX42, F195, FX195, F215, FX215, F235, FX235, F255, FX255, F265, FX265, FX285, FX305, FX335, FX435
Repl. 129150-23600 (old # 729150-23600)



RB-9150A Rod brg., .010 (.25 mm) Same application as RB-9150
Repl. 129150-23610

RB-9150C Rod brg., .030 (.75 mm) Same application as RB-9150

MB-9150 Main brg., Std F18, F20, F22, F24, FX24, FX26, FX28, FX32, F37D, FX42, F195, FX195, F215, FX215, F235, FX235, F255, FX255, F265, FX265, FX285, FX305, FX335, FX435
Repl. 129150-02800 (old # 729150-02800)



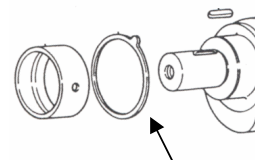
MB-9150A Main brg., .010 (.25 mm) Same application as MB-9150
Repl. 129150-02870

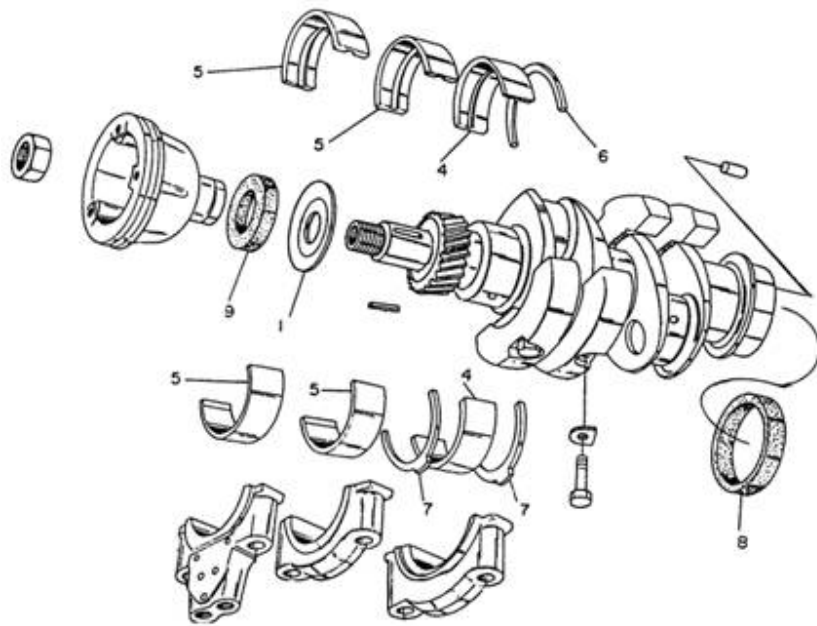
MB-9150C Main brg., .030 (.75 mm) Same application as MB-9150

TB-150 Thrust bearing kit (2 pc) F18, F20, F22, F24, FX24, FX26, FX28, FX32, F37D, FX42, F195, F215, F255, FX255, FX285, FX305
Repl 129150-02940 (Old # 729150-02930)

TB-4060 Thrust bearing 135, 155, 165, 1300 Repl. 124060-02110

TB-4450 Thrust bearing (2 req'd) 195, 240, **1500**, 1600, 1900, 2210B Repl. 124450-02110





Engine Parts for YM2200 and YM2700

OSD-4160	Oil shield disc 195, 240, 1500, 1700, 2000, 2200, 2500, 2610, 2620, 2700, 2820, 3000 Repl. 124160-21700	(1)
MB-210	Front & center main bearing STD 2200, 2700 Repl. 124550-02100	(5)
MB-210A	Front & center main bearing .25mm (.010) 2200, 2700	(5)
MB-212	Rear main bearing STD 2200, 2700 Repl. 124550-02120	(4)
MB-212A	Rear main bearing .25mm (.010) 2200, 2700	(4)
TW-215	Thrust washer 2200, 2700 Repl. 124550-02150	(6)
TW-27	Thrust washer, tabbed (2 required) 2200, 2700 Repl. 124550-02160	(7)
CS-1800	Seal, front crank 2200 2700 Repl. 124250-01800	(9)
CS-1250	Seal, rear crankshaft 2200, 2700 Repl. 121250-02220 & 124250-01810	(8)
RB-27	Rod bearing, STD 2200, 2700 Repl. 124550-23300	
RB-27A	Rod bearing, .25mm (.010) 2200, 2700	

Crankshaft Parts

CS-2000 Crankshaft 195, 240, 1600, 1700, 1900, 2000, 2210
Repl. 724450-21702 & 724764-21700

CS-380 Crankshaft w/ keys 2500, 2610
Repl. 721150-21700

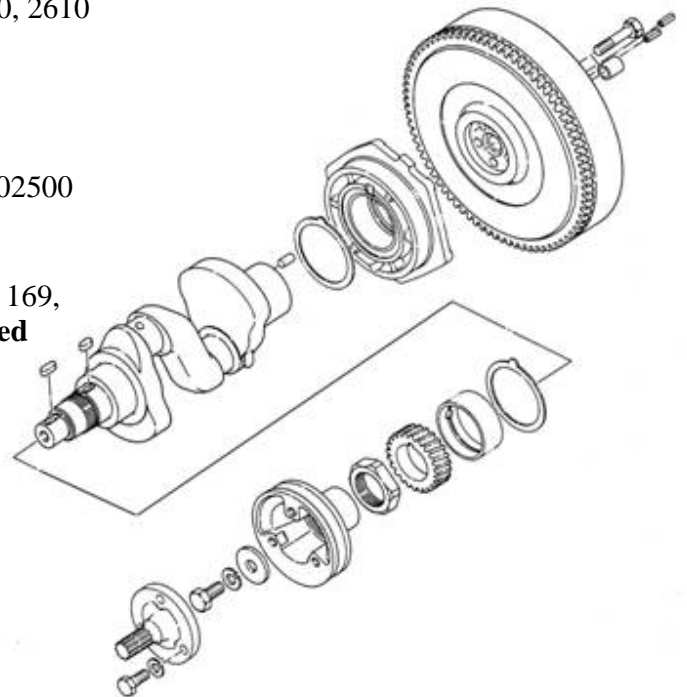
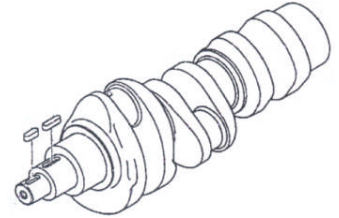
CS-384 Crankshaft w/keys 330, 336, 2620, 2820, 3000,
3110, 3220, 3810, 4220 Repl. 721250-21700

MBH-1720 Main bearing housing 195, 240, 1700,
2000, 2210 Repl. 724465-02500

MBH-4160 Main bearing housing 1500, 2500, 2610
Repl. 724160-02500

MBH-1250 Main bearing housing 330, 336,
2620, 2820, 3000, 3110, 3220,
3810, 4220, 4300 Repl. 721250-02500

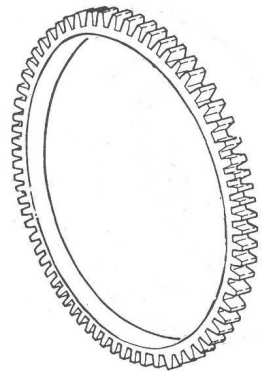
PTO-4060 Front mount PTO 135, 155, 165, 169,
1100, 1110, **optional on 1300 Red**
Repl. 124060-21680



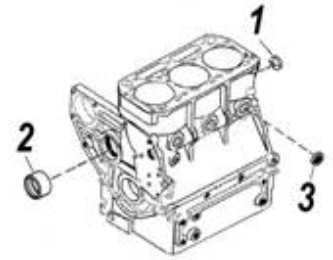
Continued on next page

Continued from previous page

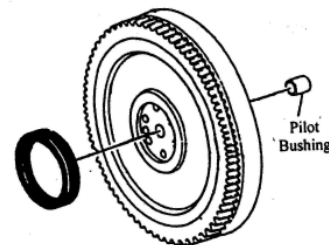
- FWB-1250** Flywheel **bolt** 3000, 3110 Repl. 121250-21500; (7)
330, 336, 2620, 2820, 3220, 3810, 4220, 4300, 4500
Repl. 124220-21130
- FWB-4160** Flywheel **bolt** 1300, 1500, 2500, F17, F24, F215, F255 (7)
Repl.124160-21500
- FWB-5225** Flywheel **bolt** 180, 186, 187, 220, 226, 250, 276, (7)
1401, 1510, 1601, 1602, 1610, 1702, 1720,
YMG1800, 1802, 1810, 1820, 2001, 2002, YMG2000,
2010, 2020, 2202, 2220, 2301, 2310, 2402, 2420, 2610
F16 Repl. 105225-21501
- PB-4450** 135, 140, 147, 155, 195, 220, 226, 240, 250, 276, 330, 336, (8)
1100, 1300, 1500, 1600, 1700, YMG1800, 1802, 1820, 1900, 2000,
YMG2000, 2001, 2002, 2010, 2020, 2202, 2210, 2220,
2301, 2310, 2402, 2420, 2500, 2610, 2620, 2820, 3000,
3110, 3220, 3810, 4220, F18, F20, F22, FX22, F24, FX24, FF145D,
FF155D, F195, F215, F235, F255, FX255, F265, FX265
Replaces 124450-21230
- PB-4950** 142, 146, 180, 186, 187, 1110, 1301, 1401, 1502, 1510, (8)
1601, 1602, 1610, 1702, 1720, F14, F15, F16,
F17, FF145D, FF155D, F165 Repl. 124950-21230
- 6203-2RS** Pilot Bearing FX26, FX28, FX32, FX42 Repl. 121820-21690; (8)
4300 Repl. 24104-062034; 4500 Repl. 24107-062034
- FWRG-550** Flywheel **ring gear** F18, FX18, F20, FX20, F22,
FX22, FX26, FX28, FX32, FX42, F47D, F215, F255,
FX255, FX285, FX305, FX335, FX435, 195, 240, 1600,
1700, 1900, 2000, 2200, 2202, 2220, 2402, 2420, 2500,
2610, 2620, 2700, 2820, 3000, 3110, 3810, 4300
Repl.124550-21600



Continued from previous page



- CSB-9795** Camshaft bushing F17, FX17, F18, FX18, F20, FX20, (2)
F22, FX22, F24, FX24, FX26, FX28, FX32, FX42, F195,
F215, F235, FX235, F255, FX255, FX285, FX305, FX335,
FX435 Repl. 129795-02411
- FP-40** Camshaft plug 195, 240, 336, 1600, 1700, 1900, 2000, (1)
2210, 2620, 2820, 3000, 3110, 3220, 3810, 4220, 4300
Repl. 27233-400000 (old # 27231-400000)
- FP-45** Camshaft plug 1500, 2500, 2610 (1)
Repl. 27233-450000 (old 27231-450000)
- FP-50** Camshaft plug F17, F18, F20, F22, F24, FX26, FX28, (1)
FX32, FX42, F215, F235, F255, F265, FX285, FX305, FX335,
FX435 Repl. 27233-500000 (Repl. 27231-500000)
- FP-30** Freeze plug, engine block 135, 155, 186, 187, 276, 336, 1300, (3)
1301, 1401, 1502, 1510, 1601, 1602, 1610, 1700, 1702, 1720,
YMG1800, 1802, 1810, 1820, 2000, YMG2000, 2001, 2002,
2010, 2020, 2202, 2210, 2220, 2301, 2310, 2402, 2420, 2500, 2610,
2620, 2820, 3110, 3220, 3810, 4220, 4300, F14, F15, F16, F17,
F18, F20, F22, F24, FX26, FX28, FX32, FX42, FF145D, FF155D,
F195, F215, F235, F255, F265, FX285, FX305, FX335, FX435
Repl. 27243-300000 (old # 27241-300000)

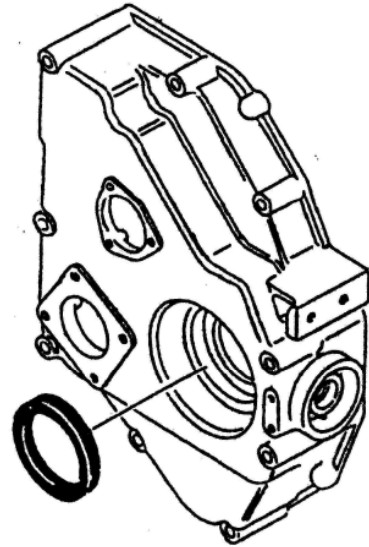


Pilot Bushings and Bearings

PB-4450	<p>135, 140, 147, 155, 195, 220, 226, 240, 250, 276, 330, 336, 1100, 1300, 1500, 1600, 1700, YMG1800, 1802, 1820, 1900, 2000, YMG2000, 2001, 2002, 2010, 2020, 2202, 2210, 2220, 2301, 2310, 2402, 2420, 2500, 2610, 2620, 2820, 3000, 3110, 3220, 3810, 4220, F18, F20, F22, FX22, F24, FX24, FF145D, FF155D, F195, F215, F235, F255, FX255, F265, FX265 Replaces 124450-21230</p>
PB-4950	<p>142, 146, 180, 186, 187, 1110, 1301, 1401, 1502, 1510, 1601, 1602, 1610, 1702, 1720, F14, F15, F16, F17, FF145D, FF155D, F165 Repl. 124950-21230</p>
6203-2RS	<p>Pilot Bearing FX26, FX28, FX32, FX42 Repl. 121820-21690; 4300 Repl. 24104-062034; 4500 Repl. 24107-062034</p>

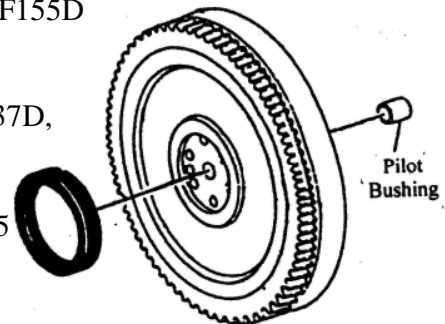
Front Crankshaft Seals

- CS-3154** 135, 155, 165, 195, 240, 330, 336, 1100, 1300, 1500, 1600, 1700, 1900, 2000, 2210, 2500, 2610, 2620, 2820, 3000, 3110, 3220, 3810, 4220, 4300, 4500 Repl. 124450-01800
- CS-1450** 140, 142, 146, 147, 169, 180, 186, 187, 220, 226, 250, 276, 1301, 1401, 1502, 1510, 1601, 1602, 1610, 1702, 1720, **YMG1800**, 1802, 1810, 1820, **YMG2000**, 2001, 2002, 2010, 2020, 2202, 2220, 2301, 2310, 2402, 2420, F14, F15, F16 Repl. 121450-01801 & 121450-01800
- CS-9795** F17, F18, F20, FX20, F22, FX22, F24, FX24, FX26, FX28, FX32, F37D, FX42, F165D, F195, FX195, F215, FX215, F235, FX235, F255, FX255, F265, FX265, FX285, FX305, FX335, FX435 Repl. 129795-01800
- CS-1800** 2200, 2700 Repl. 124250-01800



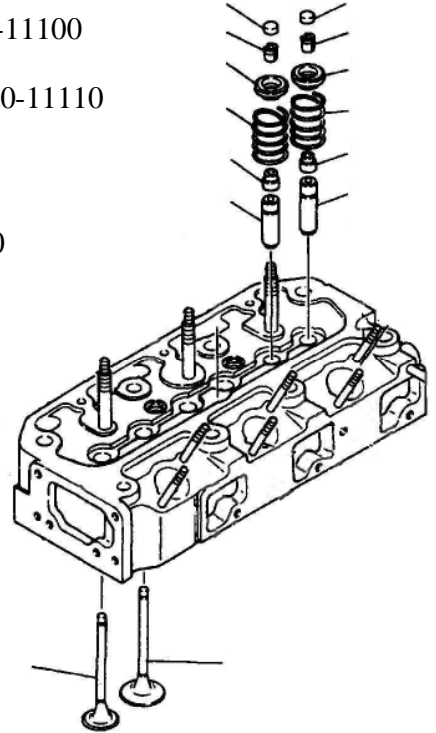
Rear Crankshaft Seals

- CS-1250** 330, 336, 2200, 2620, 2700, 2820, 3000, 3110, 3220, 3810, 4220, 4300, 4500 Repl. 121250-02220
- CS-1551** 135, 155, 165, 220, 226, 250, 276, 1100, 1300, 1802, 1810, 1820, 2001, 2002, 2010, 2020, 2202, 2220, 2301, 2310, 2402, 2420, **YMG1800**, **YMG2000**, Repl. 121551-02220 & 124060-02220
- CS-4085** 140, 142, 146, 147, 169, 180, 186, 187, 195, 240, 1110, 1301, 1401, 1502, 1510, 1600, 1601, 1602, 1610, 1700, 1702, 1720, 1900, 2000, 2210, F14, F15, F16, FF145D, FF155D Repl. 124085-02220 (old # 124450-02220)
- CS-9120** F18, F20, F22, FX24, FX26, FX28, FX32, F37D, FX42, F195, FX195, F215, FX215, F235, FX235, F255, FX255, F265, FX265, FX285, FX305, FX335, FX435 Repl. 129120-01780 (old # 129795-01780)
- CS-4160** 1500, 2500, 2610 Repl. 124160-02220



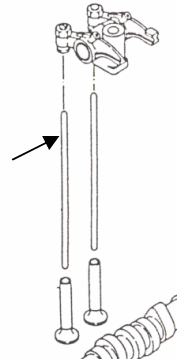
Valves

IV-1300	Intake valve 135, 155, 165, 1100, 1300 Repl. 104200-11100
EV-1300	Exhaust valve 135, 155, 165, 1100, 1300 Repl. 104200-11110
IV-1218	Valve, intake 1500, 2500, 2610 Repl. 101218-11100
EV-1218	Valve, exhaust 1500, 2500, 2610 Repl. 101218-11110
IV-1422	Intake valve 3810, 4300 Repl. 121422-11100 (old # 121400-11101 & 121400-11103)
EV-1422	Exhaust valve 3810, 4300 Repl. 121422-11110 (old # 121400-11110)
IV-4600	Valve, intake 195, 240, 330, 336, 1600, 1700, 1900, 2000, 2210, 3000, 3110, 4500 Repl. 104600-11100
EV-4600	Valve, exhaust 195, 240, 330, 336, 1600, 1700, 1900, 2000, 2210, 3000, 3110, 4500 Repl. 104600-11110
IV-5225	Valve, intake 142, 146, 187, 1301, 1401, 1502, 1510, 1601, 1602, 1610, 1702, 1720, F14, F15 Repl. 105225-11100
EV-5225	Valve, exhaust 142, 146, 187, 1301, 1401, 1502, 1510, 1601, 1602, 1610, 1702, 1720, F14, F15 Repl. 105225-11110
IV-9100	Valve, intake F18, F20, FX20, F22, FX22, F24, FX24, FX26, FX28, FX32, F37D, FX42, F215, FX215, F255, FX255, FX285, FX305 Repl. 129100-11100 (old # 129150-11100)
EV-9100	Valve, exhaust F18, F20, FX20, F22, FX22, F24, FX24, FX26, FX28, FX32, F37D, FX42, F215, FX215, F255, FX255, FX285, FX305 Repl. 129100-11110 (old # 129152-11110)
IV-9350	Intake valve 276, 2001, 2010, 2020, 2202, 2220, 2301, 2310, 2402, 2420 Repl. 129350-11100
EV-9350	Exhaust valve 276, 2001, 2010, 2020, 2202, 2220, 2301, 2310, 2402, 2420 Repl. 129350-11110



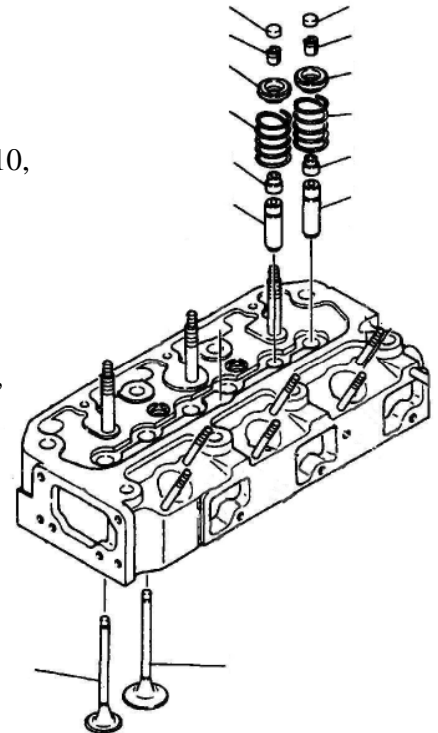
Push Rods

- PR-4450** Push rod 195, 240, 1600, 1700, 1900, 2000, 2210, 2620, 2820, 3000, 3110, 3220, 4220, 4300
Repl. 124450-14400
- PR-9171** Push rod F18, FX18, F20, FX20, FX22, FX24, F215, FX215, F255, FX255 Repl. 119171-14400 (old # 129150-14400); FX26, FX28, F37D, F42D, FX285, FX305, FX335, FX435
Repl. 129550-14400



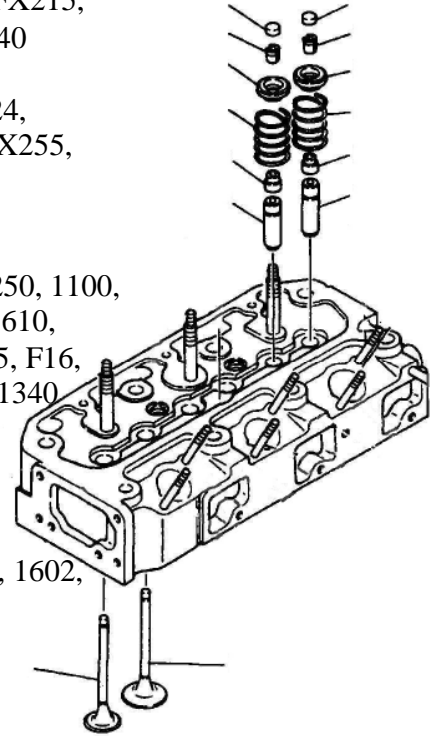
Valve Guides

- IG-1180** Guide, intake 142, 146, 165, 187, 220, 250, 1100, 1110, 1300, 1301, 1401, 1502, 1510, 1601, 1602, 1610, YMG1800, YMG2000, F14, F15, F16
Repl. 124060-11800 (Old # 124060-11160)
Intake & Exhaust F17, FX17 Repl. 119810-11160
- EG-1181** Guide, exhaust 165, 187, 220, 250, 1100, 1110, 1300, 1301, 1401, 1502, 1510, 1601, 1602, 1610, YMG1800, YMG2000, F14, F15, F16
Repl. 124060-11810 (Old # 124060-11170)
- IG-4160** Guide, intake 1500, 2500, 2610
Repl. 124160-11161
- EG-4160** Guide, exhaust 1500, 2500, 2610
Repl. 124160-11810 (Old # 124160-11171)
- IG-4450** Guide, intake 195, 240, 276, 330, 336, 1600, 1700, 1900, 2000, 2001, 2010, 2020, 2202, 2210, 2301, 2310, 2402, 2620, 2820, 3000, 3110, 3220, 3810, 4220, 4300, F20, FX20, F24, F37D, F215, FX215, F255, FX255
Repl. 120130-11860 (old # 120130-11160 & 124450-11161)
F18, F22, FX32, FX42 Repl. 129150-11160
- EG-4450** Guide, exhaust 195, 240, 276, 330, 336, 1600, 1700, 1900, 2000, 2001, 2010, 2020, 2202, 2210, 2301, 2310, 2402, 2620, 2820, 3000, 3110, 3220, 3810, 4220, 4300, F18, F22, F24, FX32, F37D, FX42, F215, FX215, F255, FX255
Repl. 129150-11810 (old # 129150-11170 & 124450-11810)



Valve Train Parts

- VS-4460** Valve stem seal 195, 240, 276, 330, 336, 1600, 1700, 1900, 2000, 2001, 2010, 2020, 2202, 2210, 2220, 2301, 2310, 2402, 2420, 2620, 2820, 3000, 3110, 3220, 4220, 4300, (F20, F22, F24, FX26, FX28, FX32, FX42, F215, FX215, F255, FX255, X285 & FX305 **intake**) Repl. 124460-11340
- VS-1400** Exhaust valve stem seal 4500, F20, FX20, F22, FX22, F24, FX24, FX26, FX28, FX32, FX42, F215, FX215, F255, FX255, F265, FX265, FX285, FX305, FX335, FX435 Repl. 121400-11340 (**Intake & Exhaust F18, FX18**)
- VS-4160** Valve stem seal 135, 142, 146, 155, 165, 186, 187, 220, 250, 1100, 1110, 1300, 1301, 1401, 1500, 1502, 1510, 1601, 1602, 1610, YMG1800, 1802, YMG2000, 2002, 2500, 2610, F14, F15, F16, F17, FF145D, FF155D Repl. 124950-11340 & 124160-11340
- VS-4211** Valve spring 1500, 2500, 2610 Repl. 104211-11120
- VS-4060** Valve spring 135, 142, 146, 155, 165, 187, 220, 250, 1100 w/ 2T73, 1110, 1300, 1301, 1401, 1502, 1510, 1601, 1602, 1610, 2002, F14, F15, F16 Repl. 124060-11120
- VS-4511** Valve spring 276, 330, 336, 2001, 2010, 2020, 2202, 2301, 2310, 2402, 2620, 2820, 3000, 3220, 3810, 4220, 4300 Repl. 104511-11120
- VS-4450** Valve spring 195, 240, 1600, 1700, 1900, 2000, 2210 Repl. 124450-11120
- VS-9795** Valve spring F18, F20, F24, FX26, FX28, F37D, F215, F235, F255 Repl. 129795-11120



Continued on next page

Continued from previous page

VR-1158	Valve keeper (1 pair) 135, 155, 165, 187, 220, 250, 1100, 1110, 1300, 1301, 1401, 1500, 1502, 1510, 1601, 1610, 2002, 2500, 2610, F14, F15, F17, FF145D, FF155D Repl. 27310-070001 (Old # 101158-11190)
SR-8000	Valve keeper (1 pair) 195, 240, 276, 330, 336, 1600, 1700, 1900, 2000, 2001, 2010, 2020, 2202, 2301, 2310, 2402, 2620, 2820, 3000, 3810, 4300, F18, F20, FX20, FX24, FX26, FX28, F37D, F255, FX255Repl. 27310-080001 (old #103338-11190)
SR-4200	Valve spring retainer 135, 155, 165, 187, 1100, 1110, 1300, 1301, 1401, 1502, 1510, 1601, 1602, 1610, 2002, F14, F15 Repl. 104200-11180
SR-3338	Valve spring retainer 195, 240, 276, 330, 336, 1600, 1700, 1900, 2000, 2001, 2010, 2020, 2301, 2310, 2620, 2820, 3000, 3110, 3220, 3810, 4220, 4300, F215, FX215 Repl. 103338-11180
SR-4160	Valve spring retainer 1500, 2500, 2610 Repl. 124160-11180
SR-9795	Valve spring retainer F18, F20, F24, FX26, FX28, F37D, F215 Repl. 129795-11180

Oil Pump

OP-1423 Oil pump 330, 336, 2500, 2610, 2620, 2820,
3000, 3110, 3220, 3810, 4220, 4300
Repl. 721423-32100 (old # 721390-32100 & 721252-32100)

OP-4790 **CHECK for ANGLE or STRAIGHT tooth gear before ordering**
Oil pump (**angle tooth gear**) 195, 240,
1700, 2000, 2210, 2210B Repl. 124790-32001
(Old # 124465-32000 & 724460-32700)

OP-4450 Oil pump (**straight tooth gear**) 1500 Red or Green, 1600, 1900
Repl. 724450-32700, **2000 Green**

OPG-3202 Oil pump gasket for **OP-1423, OP-4450 & OP-4790**
applications Repl. 124450-32020

OP-9350 Oil pump 140, 142, 146, 147, 169, 180, 186, 187, 220, 226,
250, 276, 1301, 1401, 1502, 1510, 1601, 1602, 1610, 1702,
1720, YMG1800, 1802, 1810, 1820, YMG2000,
2001, 2002, 2010, 2020, 2202, 2220, 2301, 2310, 2402, 2420,
F14, F15, F16 Repl. 729350-32100 (old # 129350-32090 & 121450-32090)

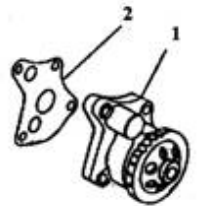
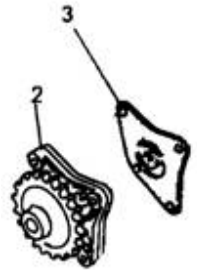
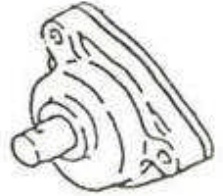
OPG-1450 Gasket for **OP-9350** oil pump Repl. 121450-32021

OP-4060 Oil pump 135, 155, 165, 1100, 1300
Repl. 724060-32701 & 124060-32011

OPG-1300 Gasket for **OP-4060** Repl. 124060-32092 & 124060-32091

OP-9553 Oil pump F18, F20, F22, F24, FX26, FX28, FX32, F37D, FX42, F46D,
F195, F215, F235, F255, F265, FX285, FX305, FX335, FX435
Repl. 129553-32000 (old # 129150-32000 & 129418-32000)

OPG-9150 Gasket for OP-9553 Repl. 129150-32020



Oil Filters and Oil Lines

OF-1334 Oil filter, spin-on – **3.19” tall** F20, F175, 135, 155, 195, 240, 1300, 1301, 1400, 1500, F18
Repl. 119660-35150, 129150-35150 & 129150-35151

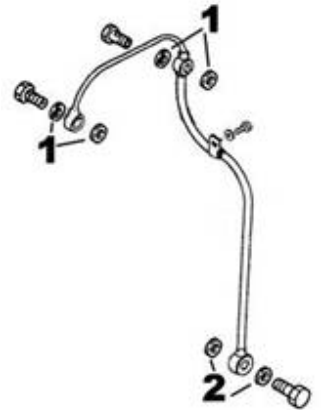


OF-4085 Oil filter, spin-on – **3.75” tall** 2500, 3000, F215, F22 Repl. 124085-35112 & 124085-35111
FX26, FX28 Repl. 129150-35150

OP-39450 Oil pressure sending switch F18, FX18, F20, FX20, F24, FX24, FX32, FX42, F255, 187, 330, 1401, 1500, 1700, 2000, 2500, 2610, 2620, 2820, 3000, 3110, 3220, 4220, 4300 Repl. 121252-39450 & 124160-39450



FLP-800 Copper packing, oil line 187, 195, 240, 276, 336, 1110, (1) 1401, 1600, 1610, 1700, YMG1800, 1900, 2000, YMG2000, 2202, 2220, 2402, 2420, 2500, 2610, 3000, F16, F18, F20, FX20, F255, FX255 Repl. 23414-080000



FLP-1000 Copper packing, oil line 187, 195, 240, 276, 336, 1110, (2) 1401, 1610, 1700, YMG1800, 2000, YMG2000, 2220, 2420, 2610, F16, F18, F20, FX20, F255, FX255
Repl. 23414-100000

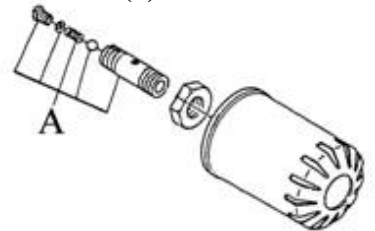
FLP-120 Copper packing, oil line 135, 155, 240, 1110
Repl. 23414-120000

OL-4465 Oil line 195, 240, 1700, 2000, 2210 Repl. 124465-39200 (3)

BB-4160 Banjo bolt 1500, 1700, 2000, 2202, 2402 Repl. 124160-39140 (4)

BB-4550 Banjo bolt 270, 1500, 1700, 2000, 2202, 2402 Repl. 124550-59820 (5)

FV-4085 Oil filter valve assby 135, 155, 165, 186, 195, (A) 220, 226, 240, 250, 336, 1110, 1300, 1401, 1510, 1601, 1602, 1610, 1700, 1802, 2000, 2001, 2002, 2202, 2220, 2301, 2402, 2420, 2500, 2610, 2620, 2820, 3000, 4300, F16
Repl. 124085-35300 (old # 121250-35300)



Oil Level Dipstick

DS-1250	Oil level dipstick 195, 1700 Red, 2000 Red, 2210, (1) 2210B, 3000, 3110, 3810, 4300 Repl. 121250-01791
OR-420	O-ring for dipstick Repl. 121420-01760 (2)
DS-4450	Oil level dipstick 240, 1600, 1700 Grn, (3) 1900, 2000 Grn Repl. 124450-34800 (A = 3-3/4")
DS-4550	Oil level dipstick 2200 Repl. 124550-34800 (3) (A = 6")
DS-4560	Oil lever dipstick 2700 Repl. 124560-34800 (3) (A = 7")
DS-4160	Oil level dipstick 1500 Repl. 124160-34800 (3)
DS-467	Oil level dipstick 180, 186, 1401, 1510 (3) Repl. 121467-34800
DS-3480	Oil level dipstick 220 Repl. 121520-34800 (3)
DS-9550	Oil level dipstick FX26, FX28, FX32, FX42 Repl. 124550-34800
TDS-242	Transmission Dipstick 1500, Repl. 194200-24250



Drain Plugs

DP-110	Drain plug – M10 Repl. 129350-49120
DP-112	Drain plug – M12, 1401 oil pan drain Repl. 23491-120002 (old # 124060-01640)
OR-112	O-ring for DP-110 & DP-112 Repl. 24311-000140
DP-114	Drain plug – M14 Repl. 23491-140002
OR-160	O-ring for DP-114 drain plug Repl. 24311-000160



Hydraulic Filters

- HF-1120** Hydraulic filter, spin-on – for '02 & '20 series
F14, F15, F20, F22, F24, F215 Repl. 194250-48310



Fuel System Parts

- P-4060** Fuel bleeder plug 187, 226, 1500, 1510, 1600, 1900, 2500, 3000 (5)
Repl. 124060-59380 (old # 101720-55750)

- PG-3418** Gasket for P-4060 Repl. 23418-060000 (10)

- FB-1** Fuel bowl 122, 126, 135, 140, 142, 146, 147, 155, (2)
165, 195, 240, 1500, 1510, 1700, 2000,
2210, F16, FX16 Repl. 124064-55510

- OR-4321** O-ring for FB-1 fuel bowl 195, 226, 240, 336 (3)
1500, 1700, 2000 Repl. 102103-55520

- FF-3262** Fuel filter, **2.717" tall, 1.378" OD** 122, 126, (1)
142, 146, 165, 169, 1100, 1110, 1300, 1500, 1700, 2000,
2210, F16, FX16, F175 Repl. 104500-55710

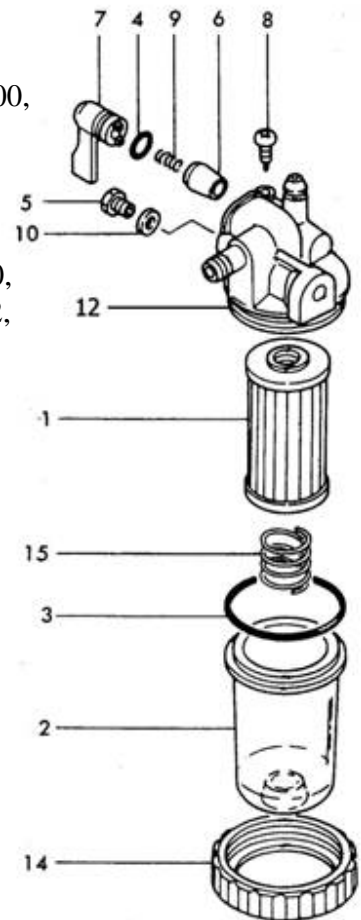
- FF-3263** Fuel filter, **3.49" tall, 1.378" OD** F22, F24, (1)
FX26, FX28, FX32, FX42, F195, F215, F235, F255,
F265, 220, 250, 276, 330, 336, YMG1800, 1802, 1820,
YMG2000, 2001, 2002, 2020, 2202, 2220, 2301, 2402,
2420, 2610, 2620, 2820, 3220, 3810, 4220, 4300
Repl. 124450-55700 & 124550-55700

- FF-3507** Fuel filter, **3.50" tall, 1.969" OD** F18, F20, (1)
F22, F24, FX26, FX28, FX32, F37D, FX42,
F46D, FX285, FX305, FX335, FX435
Repl. 124550-55700, 129100-55650 & 129155-55700

- FB-9107** Fuel bowl F195, F215, F235, F255, F265 (2)
Repl. 129107-55510

- FB-9155** Fuel bowl F18, F24, FX24, FX26, FX28, (2)
FX32, F37D, FX42, F46D Repl. 129155-55680
FX285, FX305, FX335, FX435 Repl. 129100-55680

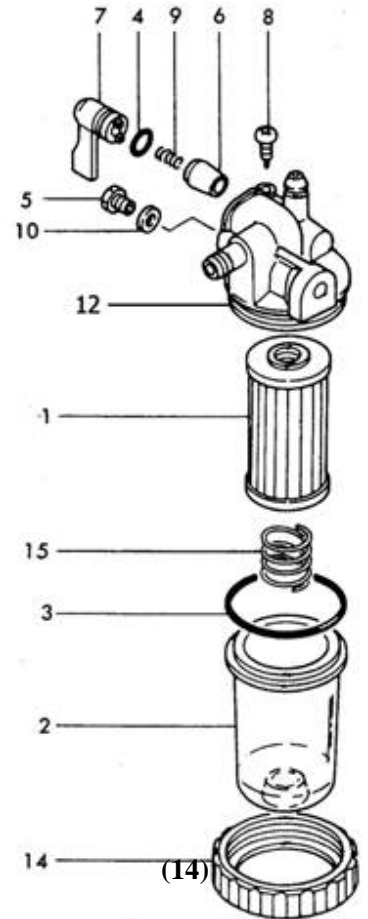
- OR-650** O-ring for FB-9155 fuel bowl (3)
Repl. 24321-000650 & 24321-00651



Continued on next page

Continued from previous page

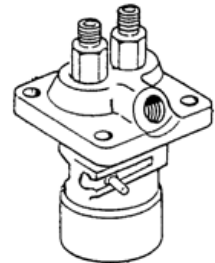
TV-4200	Taper valve for fuel shutoff 226, 336, 1510, 1600, 1900 Repl. 104200-55321	(6)
H-5534	Fuel shutoff handle 336, 1500, 1700, 2000 Repl. 104200-55341	(7)
TVS-553	Taper valve spring 226, 336, 1510, 1600, 1900 Repl. 104200-55330	(9)
OR-240	O-ring for H-5534 handle Repl. 24311-240100	(4)
FBH-552	Fuel bowl head 1500, 1700, 2000 Repl. 724160-55200	(12)
FBR-250	Fuel bowl retainer ring for FBH-552 fuel bowl head Repl. 110250-55610	(14)
FBR-556	FUEL BOWL RETAINER RING FOR FB-9155 FUEL BOWL Repl. 129100-55690	



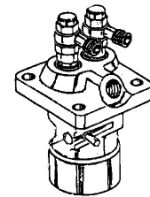
Injector Pump WITH STRAIGHT FITTINGS AS SHOWN

IP-200	Injector pump 1500, 1700 Green Repl. 724160-51701; 1700 Repl. 724460-51701; 195, 240, 2000, 2200, 2210, 2210B Repl. 724761-51701
---------------	--

NEW – No core to return





IP-375	Injector pump 187, 220, 226, 250, 1301, 1401, 1502, 1510, 1601, 1610, 1702, YMG1800, 1802, 1810, YMG2000, 2001, 2002, 2010, 2020, 2202, 2220, 2240, 2301, 2310, 2402, 2420
---------------	--



IP-390	Injector pump 2500, 2610, 3000, 3110, 3810 Repl. 721420-51700
---------------	---



Injector Repair Parts

IPG-1250	Injector pump shim 330, 2500, 2610, 2620, 2820, 3000, 3110, 4300 Repl. 121250-01950	
IPG-1450	Injector pump shim 187, 220, 226, 250, 1301, 1401, 1502, 1510, 1601, 1610, 1702, YMG1800, 1802, 1810, YMG2000, 2001, 2002, 2010, 2020, 2202, 2220, 2240, 2301, 2310, 2402, F14, F15 Repl. 121450-01951	
IA-2227	Injector assembly 2200, 2700 Repl. 724550-53100 (1)	
IA-4060	Injector assembly 135, 155, 220, 226, 250, 1300, YMG1800, (1) 1802, 1810, 1820, YMG2000, 2002 Repl. 724060-53101	
IA-4085	Injector assembly 180, 186, 187, 1301, 1401, (1) 1601, 1602, 1610, 1702, 1720, F14, F15, F16 Repl. 724085-53100 (old # 724950-53100)	
IA-4160	Injector assembly 1500, 2500, 2610 (1) Repl. 724160-53101 (old # 721150-53100)	
IA-4571	Injector assembly 276, 2001, 2010, 2020, 2202, 2220, (1) 2301, 2310, 2402, 2420 Repl. 704571-53100	
IA-4770	Injector assembly 195, 240, 330, 336, 1600, (1) 1700, 1900, 2000, 2210, 2620, 2820, 3000, 3110, 3220, 3810, 4220, 4300, 4500 Repl. 724770-53100	
IA-9158	Injector assembly F18, F20, F22, F24, FX26, FX32, (1) FX42 Repl. 729158-53700	

Continued on next page

Continued from previous page

IN-2100 Injector nozzle 135, 142, 146, 155, 165, 169, 180, 195, 226, 240, 276, 330, 336, 1110, 1300, 1500, 1510, 1600, 1700, YMG1800, 1802, 1810, 1820, 1900, 2000, YMG2000, 2001, 2002, 2010, 2020, 2202, 2210, 2220, 2301, 2310, 2402, 2420, 2500, 2610, 2620, 2820, 3000, 3110, 3220, 3810, 4220, 4300, 4500, F14, F15, F16, F17, F18, FX18, F20, FX20, F22, FX22, F24, FX24, FX26, FX28, FX32, FX42, F165, (A)
Repl. 172100-53000



IN-4770 Injector nozzle 180, 186, 187, 1301, 1401, 1601, 1602, 1610, (A)
1702, 1720 Repl. 124770-53000

IN-4900 Injector nut 195, 240, 330, 336, 1600, 1700, 1900, 2000, (B)
2620, 2820, 3000, 3110, 3220, 3810, 4220, 4300
Repl. 104900-53080



IN-4300 Injector nut 1500, 2500, 2610 Repl. 104300-53080 (B)

IW-1147 Fuel Injection Valve Insulator 187, 1401, 1502, 1510, (1)
1601, 1602, 1610, F14, F15 Repl. 101147-11490

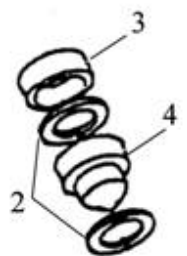
IW-3854 Fuel Injection Valve Insulator 135, 155, 195, 220, (1)
240, 276, 336, 1100, 1300, 1500, 1600, 1700, YMG1800, 1810, 1900, 2000, YMG2000, 2001, 2010, 2202, 2210, 2220, 2301, 2310, 2402, 2420, 2500, 2610, 2620, 2820, 3000, 3110, 3220, 3810, 4300
Repl. 103854-11490



GW-3288 Chamber gasket 1500, 2500, 2610 Repl. 103288-11450 (2)

GW-4900 Chamber gasket 195, 240, 336, 1600, 1700, 1900 (2)
2000, 2210, 2620, 2700, 2820, 3000, 3110, 3220, 3810
Repl. 104900-11450

GW-4950 Chamber gasket 187, 1401, 1502, 1510, 1601, (2)
1602, 1610, F14, F15, F16 Repl. 124950-11450



GW-1704 Chamber gasket 276, 2001, 2010, 2202, 2220, (2)
2310, 2402, 2420 Repl. 101704-11450

GW-1550 Chamber gasket YMG1800, YMG2000 Repl. 121550-11451 (2)

FLP-9795 Injector seal F18, F20, F22, F24, FX26, FX28, FX32, FX42 (2)
Repl. 129795-11460 (1 per injector)

Continued on next page

Continued from previous page

IC-1141 Injector chamber, rear 195, 240, 336, 1600, 1700, 1900, 2000, 2210, 2620, 2820 3000, 3110, 3220, 3810, 4220, 4500 Repl. 124450-11410 (old # 104900-11410) (3)

IC-4450 Injector chamber, front 195, 240, 336, 1600, 1700, 1900, 2000, 2620, 2820, 3000, 3110, 3220, 4220 Repl. 124450-11401 (old # 124450-11420) **2210** Repl. 124770-11420; 4500 Repl. 124750-11420 (4)

IC-4400 Inj. chamber, rear 1500, 2500, 2610 Repl. 104400-11410 (3)

IC-4160 Inj. chamber, front 1500, 2500, 2610 Repl. 124160-11401 (old # 124160-11420) (4)

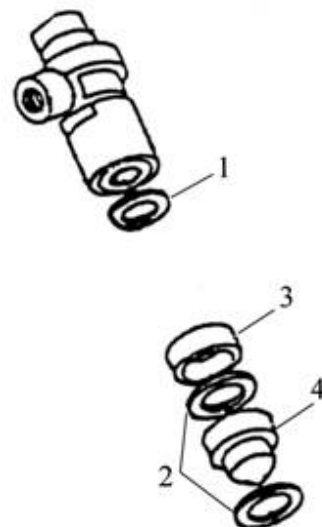
IC-4950 Inj. chamber, rear 1301, 1401, 1601, 1602, 1610, 1702, 1720 Repl. 124950-11410 (3)

IC-5311 Inj. chamber, front 1301, 1601, 1610 Repl. 105311-11420 (4) 1401 Repl. 121450-11420

IC-9350 Inj. chamber, rear 2001, 2010, 2020, 2202, 2220, 2301, 2310, 2402, 2420 Repl. 129350-11410 (3)

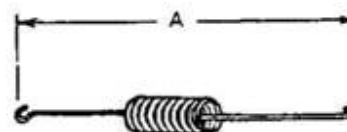
IC-1140 Inj. chamber, front 2010, 2202, 2220, 2310, 2402, 2420 Repl. 129350-11400 (4)

IC-2227 Inj. Chamber, 2200, 2700



Governor Springs

GS-4465 Governor spring 195, 240, 1700 Repl. 124465-66010
A = 241mm

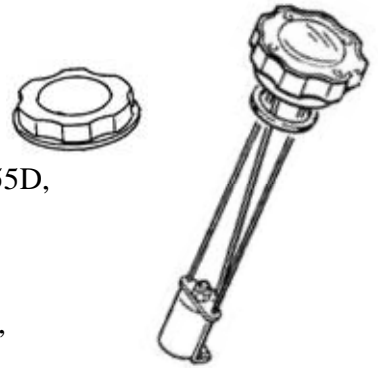


GS-1250 Governor spring 336, 3000 Repl. 121250-66010

GS-1150 Governor spring **2000, 2210** Repl. 124768-66011 (old # 124765-66010) **2500** Repl. 121150-66010.
A = 173mm

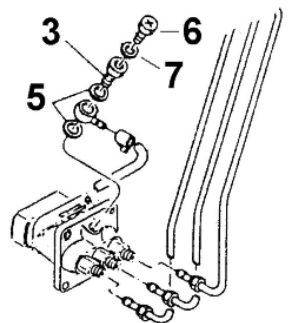
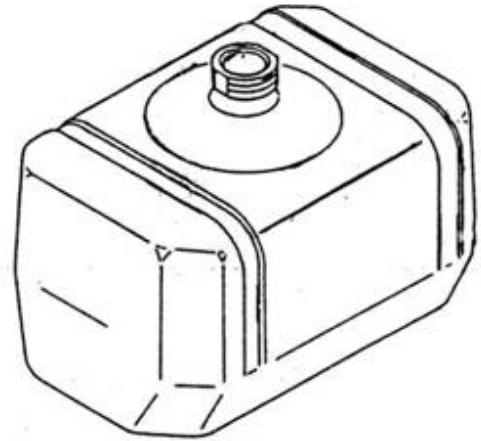
Fuel Tank Cap

- TC-155** Fuel cap w/ sealing washer (Red plastic) 1110, 1300, 1401, 1500, 1510, 1600, 1700, 1900, 2000, 2500, 2610, 3000 Repl. 194155-04120
- TC-5504** Fuel tank cap (Metal) 1601, 1610, 1700B, 1702, 1720, YMG1800, 1802, 1810, 1820, YMG2000, 2000B, 2002, 2010, 2020, 2200, 2202, 2210B, 2220, 2301, 2310, 2402, 2420, 2620, 2700, 2820, 4300, F14, F16, F18, F20, F22, FX22, F24, FX24, FX26, FX28, FF145D, FF155D, Repl. 101504-55041 (Old # 101504-55040) **F17, F255, FX255** Repl. 194555-04390
- TC-4145** Fuel tank cap w/ gauge 140, 147, 186, 180, 187, 226, 330, 336, 2210, 2500, 2610, 3000, 3810 Repl. 194145-04302



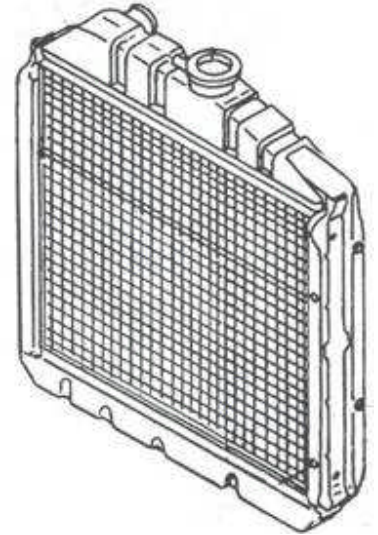
Fuel Tank

- FT-22** Fuel tank – plastic 195, 240, 1500, 1600, 1700, 1900, 2000, 2210 Repl. 194151-04111
- FT-32** Fuel tank – plastic 336, 2500, 3000, 3110, 3810 Repl. 194145-04112
- FLP-120** Copper packing (fuel) 240, (5) 1600, 1700, 1900, 2000, F255, FX255 Repl. 23414-120000 (old # 23415-120000) (12mm)
- FLP-800** Copper packing (fuel) 1110, 1600, 1610, 1700, 1900, 2000 Repl. 23414-080000 (8mm)
- FLP-4200** Copper packing (fuel) F18, FX18, F255, FX255, (5) 135, 155, 195, 226, 240, 1110, 1300, 1610, YMG1800, YMG2000, 2610, 2620, 2820, 3110 Repl. 104200-59170
- FLP-414** Copper packing (fuel) 187, YMG1800, YMG2000, 2202, 2220, 2402, 2420, 2610 Repl. 23414-080012
- FLP-1000** Copper packing (fuel) YMG1800, YMG2000, 2210, 2620, 2820, 3810 Repl. 23414-100000 (10mm)
- BB-3854** Banjo bolt 1500, 1700, 2000, 2500, 2610, 3000, 3110 Repl. 103854-59191(old # 124060-59391) (3)
- P-4060** Fuel bleeder plug 1500, 1510, 1600, 1900, 2210, 2500, 3000 (6) Repl. 124060-59380 (old # 101720-55750)
- PG-3418** Bleeder plug gasket Repl. 23418-060000 (7)



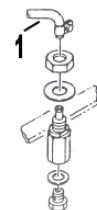
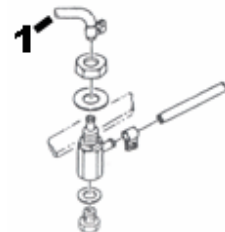
Radiators

- RA-4060** Radiator w/cap 135, 155, 165, 1100, 1300
Repl. 124064-44500 & 124064-44500
- RA-1462** Radiator w/cap 1301, 1401, 1502, 1510 Repl. 121462-44500
- RA-1468** Radiator w/cap 1601, 1602, 1610, 1702, 1720
Repl. 121468-44500 & 121470-44500;
1810 Repl. 121551-44500
YMG1800, 1802, 1820, YMG2000, 2002
Repl. 121567-44500
- RA-4160** Radiator w/cap 1500 Red Repl. 124160-44501
(note: lower mounting nuts on 8-3/4" centers)
- RA-4460** Radiator w/cap 240, 1700 Red, 2000 Red
Repl. 124460-44501
- RA-1247** Radiator w/cap 2210, 2210B Repl. 124768-44500
w/round overflow bottle
- RA-4768** **2000B** Repl. (w/rectangular overflow bottle)
- RA-9350** Radiator w/cap 2001, 2010, 2020, 2202, 2220,
2301, 2310, 2402, 2420 Repl. 129350-44500
- RA-1250** Radiator **2500** Repl. 121250-44500;
2610 Repl. 121150-44500
- RA-4450** Radiator 3000, 3110
- RA-9157** Radiator F & FX20, F & FX22, F & FX24 Repl. 129157-44500



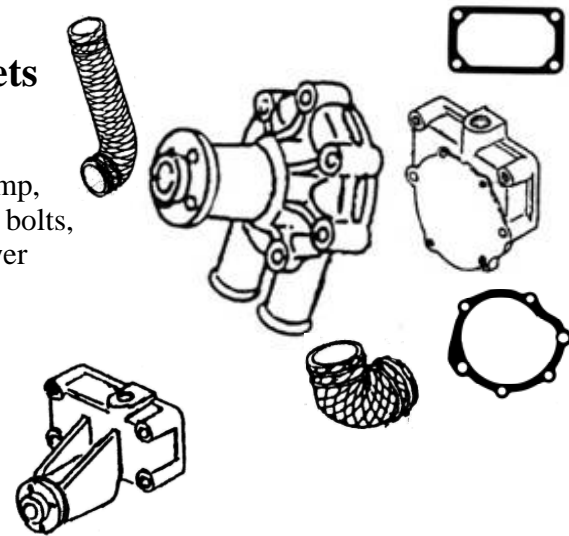
Radiator Drain Cock Assembly

- RD-1250** Drain cock (3 way) assembly 2000 Red, 2000B, 2210,
2500, 2610, 3000, 3110, 3810, 4300, 4500
Repl. 121250-49100
- RD-4460** Drain cock assembly 1500, 1700 Red & Green, 2000 Green
Repl. 124460-49100
- RH-4915** Drain cock hose 1700, 2000, 2210 (1)
Repl. 124460-49150

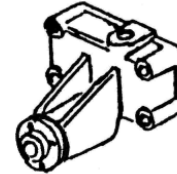


Water Pumps and Gaskets

WPC-1700 **Water pump kit** for 1700. Includes water pump, BP-2000 back plate, 4 – M6x38 & 2 - M8x70 bolts, belt pulley, WP gasket, back plate gasket, lower radiator hose, bypass hose.



FM-1700 Fan mount YM 1700 Repl. 129460-44600



WP-2200 Water pump (NEW) 270, 2200, 2700 Repl. 724550-42700

WP-2000 Water pump (NEW) 330, 336, 1700B, 1900, 2000, 2000B, 2500, 2610, 2620, 2820, 3000, 3110, 3810, 4300
240 (2" hub or fan mount) (check bolt pattern)
Repl. 121250-42011 & 721250-42700

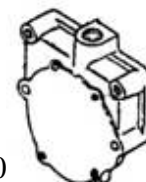


WP-2210 Water pump (NEW) **195, 2210 (2-1/4" hub or fan mount) 240 (2-1/4" hub) (check bolt pattern)**
Repl. 724768-42700

WPG-2000 Gasket water pump to back plate 195, 240, 330, 336, 1900, 2000, 2210, 2500, 2610, 2620, 2820, 3000, 3110, 3220, 3810, 4220
Repl. 124750-42051 (old # 124750-42050)



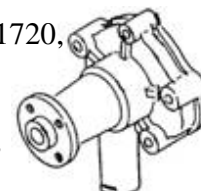
BP-2000 Water pump mount or back plate 330, 240, 2000, 2210, 2500, 2610, 3000 Repl. 121250-42120



WPG-4450 Gasket, back plate to head 1600, 1700, 1900, 2000, 2210, 2500, 2610, 2620, 2820, 3000, 3110, 3220, 3810, 4220 Repl. 124450-44410



WP-4201 Water pump (NEW) 169, 180, 186, 187, 220, 226, 250, 276, 1301, 1401, 1502, 1510, 1601, 1602, 1610, 1702, 1720, 1802, 1810, 1820, 2001, 2002, 2010, 2020, 2202, 2220, 2301, 2310, 2402, 2420,
YMG1800, YMG2000, F14, F15 Repl. 121023-42100, 121450-42010 & 129350-42010



Continued on next page

Continued from Previous Page

WP-9107 Water pump FX26, FX28, FX32, F37D, FX42, F255, FX255 (1)
Repl. 129107-42002 (old # 129150-42000)

WPG-9150 Gasket, water pump F17, F18, F20, F22, F24, FX26, FX28, (2)
FX32, F37D, FX42, F165D, F195, F215, F235, F255, F265
Repl. 129150-42020 & 129486-42050

WPG-1450 Gasket, water pump to back plate for WP-4201
Repl. 121450-42050 (old # 121023-42051)

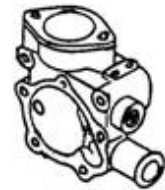
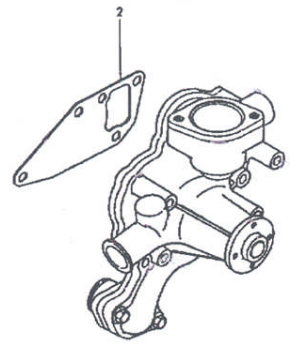
BP-9350 Water pump mount or back plate 2001, 2010,
2202, 2220, 2301, 2310, 2402, 2420 Repl. 129350-42120

WPG-4441 Gasket, back plate to head 186, 226, 276, 1401, 1502,
1510, 1601, 1602, 1610, 1702, 1720, 1802, 2002,
Repl. 121450-44410

WPG-9350 Gasket, back plate to head 2010, 2202, 2220, 2310,
2402, 2420 Repl. 129350-44410

WPP-4235 Water pump pulley 330, 336, 2000, 2500, 2610, 3000,
3110, 3810, 4300 Repl. 124750-42350

WPP-1450 Water pump pulley 1301, 1401, 1502, 1510, 1601, 1602, 1610, 1702,
1720, YMG1800, 1802, 1810, 1820, YMG2000, 2001, 2002, 2010, 2020,
2202, 2220, 2301, 2310, 2402, 2420, 3220, 4220, F14, F15
Repl. 121450-42350



Radiator Hoses

RH-9011 **Upper** radiator hose 2500, 3000, 3110
Repl. 121250-49011; **2610** Repl. 121150-49010
2000B Repl. 124768-49010; **330** Repl. 121254-49010

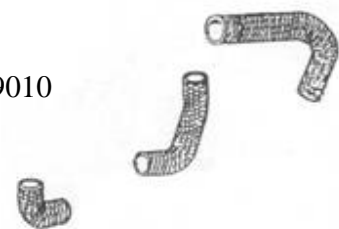
RH-1254 **Lower** radiator hose 186, 220, 330, 2500, 2610,
3110 Repl. 121254-49020 (Old # 121150-49020)

RH-1150 **Bypass** hose 2500, 2610 Repl. 121150-49030

RH-4460 **Upper** radiator hose 195, 240, 1500, 1700, 2000,
2210, 2210B Repl. 124460-49010 & 124768-49010
135, 155, 165, 1300 Repl. 124060-49010

RH-4465 **Lower** radiator hose **135, 155, 165, 1300** Repl. 124060-49020
1500 Repl. 124160-49020, **1700** Repl. **124465-49020**

Continued on next page



Continued from previous page

RH-4761 Lower radiator hose 195, 240, 1900, 2000, 2210, 2210B Repl. 124761-49020 & 121250-49020; **1700B, 2000B** Repl. 124768-49020



RH-1250 Bypass hose 195, 240, 330, 2000, **2000B**, 2210, 2210B, 2620, 2820, 3000, 3110, 3220, 4220 Repl. 121250-49030



RH-1267 Upper hose 2620, 2820, 3220, 4220 Repl. 121267-49010

RH-2620 Lower hose 2620, 2820, 3220, 4220 Repl. 121262-49020

RH-4915 Drain cock hose 1700, 2000, 2210 Repl. 124460-49150

RH-1291 Upper radiator hose F18, F20, F22, F24, FX24, F195, F215, FX215, F235, FX235, F255, FX255 Repl. 129150-49010 (old # 121950-49010)



RH-9150 Lower radiator hose F18, F20, F22, F24, FX24, F195, F215, F235, F255, F265 Repl. 129150-49020 (old # 121950-49020)

RH-2200 Upper radiator hose 2200, 2700 Repl. 124550-49010

RH-2700 Lower radiator hose 2200, 2700 Repl. 124550-49030

RH-4550 Bypass hose 2200, 2700 Repl. 124550-49020

RH-4901 Upper radiator hose 187, 220, 226, 250, 276, 1301, 1401, 1502, 1510, 1601, 1602, 1610, 1702, 1720, YMG1800, 1820, YMG2000, 2010, 2020, 2220, 2310, 2420 Repl. 121450-49010 (Also Repl. 129350-49010, upper hose on 169, 180, 186, some 276, 1802, 1810, 2001, 2002, 2202, 2301, 2402 models)



RH-4902 Lower radiator hose 169, 180, 186, 187, 220, 226, 250, 276, 1301, 1401, 1502, 1510, 1601, 1602, 1610, 1702, 1720, YMG1800, 1802, 1810, 1820, YMG2000, 2001, 2002, 2010, 2020, 2202, 2220, 2301, 2310, 2402, 2420 Repl. 121450-49020 (Old # 129350-49020)



RH-4903 Bypass hose 142, 146, 155, 169, 180, 186, 187, 220, 226, 250, 276, 1301, 1401, 1502, 1510, 1601, 1602, 1610, 1702, 1720, YMG1800, 1802, 1810, 1820, YMG2000, 2001, 2002, 2010, 2020, 2202, 2220, 2301, 2310, 2402, 2420, F14, F15, F16 Repl. 121450-49030



Continued on next page

Continued from previous page

RH-336 **Upper** radiator hose 336, 3810, 4300
Repl. 121422-49011, 121252-49010 & 121120-49010

RH-3810 **Lower** radiator hose 336 Repl. 121253-49020;
3810 Repl. 121252-49020

RH-1252 **Bypass** hose 336, 3810, 4300 Repl. 121252-49030

Fan Belts

FB-27 Fan belt some model 1300s Repl. 125112-002700 (old # 124936-44290)

FB-28 Fan belt 135, 155, 165, some 1100s, some 1300s Repl. 25112-002800

FB-30 Fan belt some 1100s Repl. 124060-44290 & 124064-44290

FB-31 Fan belt 1510 Repl. 121023-42290

FB-32 Fan belt 1500 Repl. 124160-77290

FB-34 Fan belt Repl. 25112-003400

FB-35 Fan belt Repl. 25132-003500 & 25112-003501

FB-33 Fan belt 142, 146, 169, 180, 187, 220, 226, 250, 1301, 1401,
1502, 1601, 1602, 1610, 1702, 1720, YMG1800,
1802, 1810, 1820, 2002, YMG2000, 2010, F14, F15
Repl. 25112-003300; **2202, 2402** Repl. 121456-42290

FB-36 Fan belt 2500, 2610 Repl. 25112-003601 (old # 121150-42290)

FB-37 Fan belt 1700, 2000, 2000B, 2620, 2820, 3000, 3110 Repl. 25112-003700
227, 276, 330 Repl. 25132-003700

FB-38 276 W/ 3T84HA-S engine, **3220, 4220** Repl. 121492-42290
195, 240, 2210 Repl. 25112-003801


FB-39 Fan belt F18, FX18, F20, FX20, F22, FX22, F24, FX24, FX26,
FX28, FX32, FX42, 2620, 2820 Repl. 25132-003900

FB-40 Fan belt 1600, 1900, 2200, 2700, 3810 Repl. 25132-004000;
336, 3810 Repl. 121252-42290 ;
F215, FX215, F255, FX255, FX285, FX305 Repl. 124722-42290



Radiator Cooling Fan

- CF-4474** Fan 140, 147, 1300, 1900 Repl. 124750-44740
- CF-4474** Fan 165, 1500, 1600, 1700, 2000, FF145D, FF155D Repl. 124450-44740
- CF-4474** Fan 186, 220, 226, 1301, 1401, 1502, 1510, 1601, 1602, 1610, 1702, 1720, YMG1800, 1802, 1810, 1820, YMG2000, 2002 Repl. 121450-44740
- CF-4474** Fan 195, 240, 2020, 2202, 2210, 2210B, 2220, 2402, 2420, 2620, 2820 Repl. 124768-44740
- CF-4474** Fan 2001, 2010, 2301, 2310 Repl. 129350-44740
- CF-4474** Fan 2200, 2500, 2610 Repl. 124251-44740
- CF-9120** Fan 3220, 4220, FX26, FX28, FX32, FX42, FX285, FX305, FX335, FX435 Repl. 129120-44741 (old # 121267-44741)
- CF-9354** Fan 3810, F20, F22, F24, F37D, F255 Repl. 129354-44740 (old # 121252-44740)



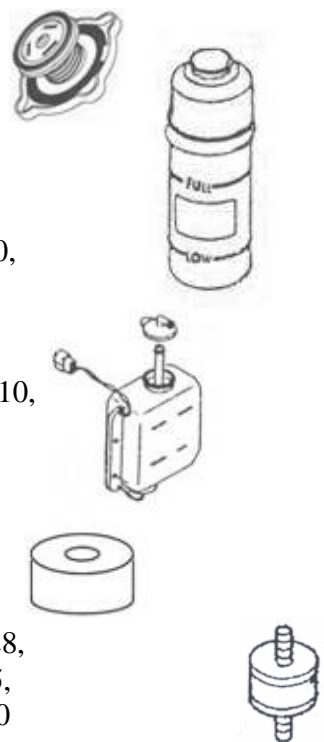
Thermostat and Related Parts

- HT-9350** Thermostat 160 degrees 140, 142, 146, 147, 169, 180, 187, 226, 276, 336, YMG1800, 1802, 1810, YMG2000, 2002, 2010, 2310, 2620, 2820, 4220, 4300 Repl. 129350-49800
- HT-9150** Thermostat F17, F20, F22, F24 Repl. 129150-49800
- HT-9155** Thermostat F18, FX26, FX28, F37D, FX42, F195, FX195, F215, FX215, F255, FX255, FX285, FX305 Repl. 129155-49800
- TG-9350** Thermostat **gasket** 336, YMG1800, 1802, YMG2000, 2001, 2002, 2220, 2301, 2310, 2420, F17, F20, F22, F24, FX26, FX28, FX32, FX42 Repl. 129350-49541 & 124736-49540
- TG-9350** Thermostat **gasket** F18, F37D, F195, F215, F255, FX285, FX305 Repl. 129795-49550
- THC-9350** Thermostat hsg cover YMG1800, 1802, 1810, YMG2000, 2001, 2010, 2220, 2301, 2310, 2420, F17, F18, FX26, FX28, FX32, FX42, F195, FX195, F215, FX215, F255, F265 Repl. 129350-49530
- THC-4732** Thermostat hsg cover 2620, 2820, 3810, 4300 Repl. 124732-49351
- BH-4732** Thermostat by pass hose 2620, 2820, 3810 Repl. 124732-49251



Radiator Parts

- RC-28** Radiator cap, common to many models
- RC-65** Radiator cap F255, FX255, FX285, FX305
(65mm dia) Repl. 129107-44590 / 129171-44630
- OFT-4450** Round over-flow tank 122, 126, 142, 146,
220, 250, 1500, 1510, 1600, 1700, 1900, 2000, 2500,
2610, 3000, 4300 Repl. 124450-44510
- OFT-1470** Rect. Over-flow tank 1602, 1610, 1702, 1720,
YMG1800, 1802, 1810, YMG2000, 2001, 2002, 2010,
2020, 2202, 2220, 2301, 2310, 2402, 2420,
2620, 2820, F24, FX24 Repl. 121470-44510
- RSA-446** Radiator shock absorber 1700, 2000
Repl. 121400-44640 (old # 124450-44650)
- RSA-550** Radiator shock absorber F18, F20, F24, FX26, FX28,
FX32, F37D, FX42, F46D, F195, F215, F255, F265,
FX285, FX305, FX335, FX435 Repl. 129550-44660



Temperature Sending Switch

- TS-44901** Temp sending switch for tractors w/warning light 122, 126,
140, 142, 146, 147, 169, 186, 195, 220, 240, 276, 330, 336
1100, 1500, 1502, 1510, 1600, 1700, 1900, 2000, 2210,
2500, 2610, 3000, 3110, 3810 Repl. 121250-44901;
135, 155, 1300 Repl. 124450-44902
- TS-1470** Temp sending switch for tractors with gauge
1601, 1602, 1610, 1702, 1720, 1802,
1820, 2002, 2202, 2220, 2402, 2620, 2820, 3220, 4220,
F16 Repl. 121470-44900
- TS-44901** Temp sending switch YMG1800, 1810, 2000B, YMG2000,
2001, 2010, 2020, 2301, 2310, 2420, F18, FX18, F20, FX20,
F24, FX24, FX32, F37D, FX42, FF145D, FF155D, F215, FX215,
F255, FX255, FX335, FX435 Repl. 124250-49350



Thermostart Plugs and Related Parts

TE-1520 Thermostart plug 140, 147, 1502, 1802, 1820, 2002, 2020, 2202, 2220, 2402, 2420, 3110, F16 Repl. 121520-77910

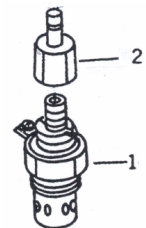


TE-4450 Thermostart plug 135, 140, 147, 155, 165, 169, 186, 187, 220, 226, 250, 276, 336, 1100, 1110, 1300, 1401, 1500, 1510, 1600, 1601, 1610, 1700, 1900, 2000, 2210, 2500, 2610, 3000, 3110, 3810, 4300, 4500
Repl. 124450-77910 & 121023-77910



TE-766 Adaptor for TE-4450 Repl. 124460-77660 (2)


TE-9350 Thermostart plug YMG1800, 1810, YMG2000, 2001, 2010, 2301, 2310, 2620, 2820, 3220, 4220
Use TE-4450 and TE-766
Repl. 129350-77910



HT-4460 Thermostart tank assembly 135, 155, 165, 1110, 1500, 1700, 2000, 2210, 2500, 3000 Repl. 124460-77802



HT-1750 Thermostart tank assembly 140, 147, 187, 220, 226, 250, 336, 1401, 1502, 1510, 1610, 1702, 1720, YMG1800, 1802, 1810, 1820, YMG2000, 2001, 2002, 2010, 2020, 2202, 2220, 2301, 2310, 2402, 2420, 2620, 2820, 3220, 3810, 4220, 4300, F16 Repl. 121750-77800



Glow Plugs

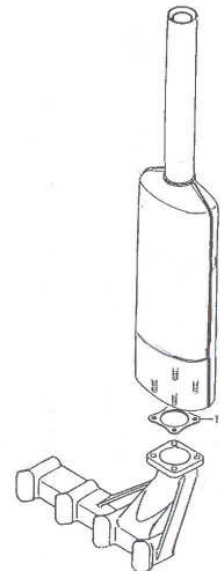
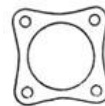
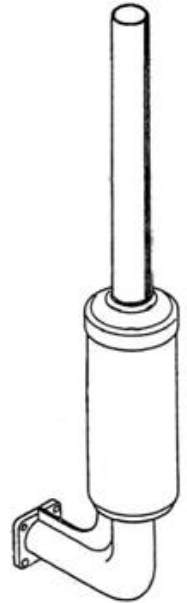
GP-778 Glow plug for Yanmar "F" series, KE2D, KE3A, KE3D, KE4A, KE4D Repl. 129155-77801



GP-2200 Glow plug 2200, 2700 Repl. 124250-11500

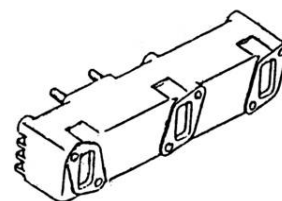
Muffler

- MA-250** Muffler with elbow, mounting flange and pipe
195, 240, 330, 336, 1300, 1401, 1500, 1600, 1700, 1802,
1900, 2000, 2001, 2002, 2202, 2210, 2220, 2301, 2310,
2402, 2420, 3000, 3110, 3220, 3810, 4220, 4500
Repl. 721250-13700
- ME-22** Muffler spacer extension - extends muffler from
exhaust manifold by 22 mm (used on 1401, 1601, 1610,
1702, 1720 & others)
- MG-1450** Muffler to manifold gasket 195, 220, 226, 240, 250, (1)
276, 330, 336, 1300, 1401, 1500, 1502, 1510, 1600,
1601, 1602, 1610, 1700, 1702, 1720,
YMG1800, 1802, 1820, 1900, YMG2000, 2000, 2210,
2202, 2220, 2301, 2310, 2402, 2420, 2610, 2500,
3000, 3110, 3220, 3810, 4220, 4500, F18, F20, F22,
F24, FX26, FX28, FX32, F36D, F47D, FX42
Repl. 124701-11911
(old # 121450-13201 & 124450-11900)
- MG-2700** Gasket, manifold to head 2200, 2700 (2)
(2 required) Repl. 124550-13200
- MG-2200** Gasket, Manifold to muffler 2200, 2700 (3)
Repl. 124250-13210
- MA-134** Muffler & pipe F18, FX18, F20, FX20, F22, FX22,
F24, FX24, FX26, FX28, FX32, F36D, FX42, F47D
Repl. 121855-13491 & 129155-13491
(old # 129550-13491)
- WC-3** Weather cap for 1-3/4" pipe
Fits **MA-134** and **MA-250**



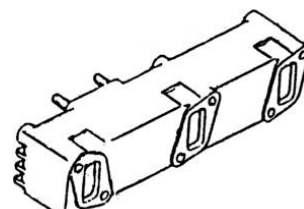
Manifolds and Gaskets

EM-1158 Exhaust Manifold 2500, 2610 Repl. 721158-13500



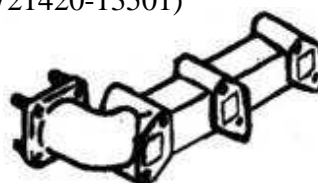
MG-150 Manifold to head **gasket**, 2500, 2610
Repl. 121150-13520 (3 required)

MG-1250 Manifold to head **gasket**, 330, 336, 2620,
2820, 3000, 3110, 3810, 4300
Replaces 121250-13520 (3 required)



EM-1258 Exhaust Manifold 336, 3000, 3110
Repl. 721258-13500 (Old #'s 721250-13500 & 721420-13501)

EM-1551 Exhaust Manifold 220, 226, 250,
YMG1800, 1802, 1810, YMG2000, 2002
Repl. 721551-13500



MG-1550 **Gasket**, manifold to head, 220, 226, 250, YMG1800,
1802, 1810, YMG2000, 2002 Repl. 121550-13521

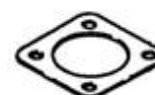
EM-9350 Exhaust Manifold 2001, 2010, 2020, 2202,
2220, 2301, 2310, 2402, 2420 Repl. 729350-13500



EM-4160 Exhaust manifold 1500 Repl. 124160-13510

EM-4460 Exhaust manifold 195, 1700, 2000, 2210 Repl. 124460-13510

MG-1450 Manifold to head **gasket** 195, 240, 1500, 1600, 1700, 1900,
2000, 2210
Repl. 124701-11911 (old # 121450-13201 & 124450-11900)



MG-1325 Manifold to head **gasket** 186, 187, 1401, 1502, 1510, 1601,
1602, 1610, 1702, 1720, F14, F15, F16 Repl. 121450-13251

MG-9322 Manifold to head **gasket** 276, 2001, 2010,
2020, 2202, 2220, 2301, 2310, 2402, 2420
Repl. 129322-13521 (old # 129350-13250)



MG-9150 Manifold to head **gasket** F18, F20, FX20, F22,
FX22, F24, FX24, F215, FX215, F235, FX235,
F255, FX255 Repl. 129150-13110



MG-9550 Manifold to head **gasket** (4 Cyl.) FX26, FX28, FX32,
F37D, FX42, FX285, FX305, FX335, FX435 Repl. 129550-13110

Continued on next page

Continued from previous page

IMG-1250 Intake manifold gasket 330, 336, 3000
Repl. 121250-12710

IMG-1150 Intake manifold gasket 2500, 2610
Repl. 121150-12710

IMG-1551 Intake manifold gasket YMG1800, 1802, 1810,
1820, YMG2000, 2002 Repl. 121551-12710

IMG-9350 Intake manifold gasket 2001, 2010, 2202, 2220,
2301, 2310, 2402, 2420 Repl. 129350-12710



Air Filters

AC-4450 Air filter canister w/o filter Repl. 124450-12500 &
Repl. 124763-12500

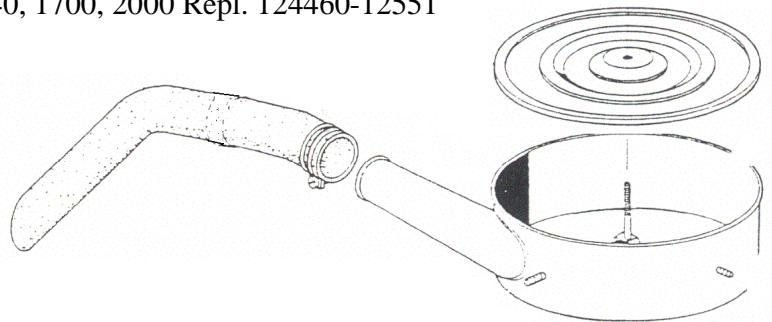
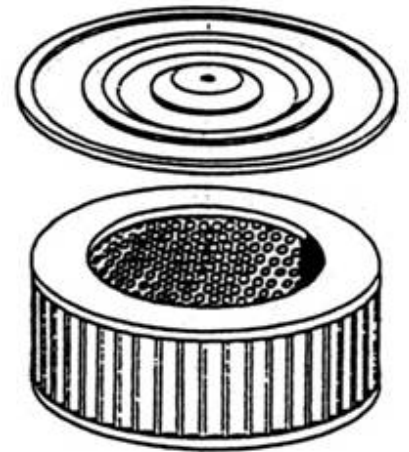
AC-4451 Top cover w/ rubber seal.

BS-250 Seal, air cleaner collar for tractors using
AF-6022M air filter element

AF-6022M Air Filter – Metal Frame like OEM
195, 240, 1500, 1600, 1700, 1900, 2000, 2500, 3000
Repl. 124295-12560 (old # 124763-12510)
(approx. 7.44" OD)

ABH-4160 Air breather hose 1500 Repl. 124160-12550

ABH-4460 Air breather hose 195, 240, 1700, 2000 Repl. 124460-12551



Continued on next page

Continued from previous page

AF-2710 Air filter, **5.50" OD 1100**, 1300
135, 155 Repl. 124060-12510

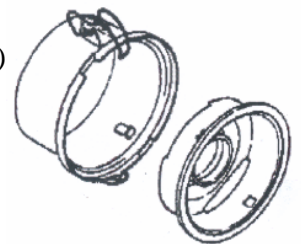
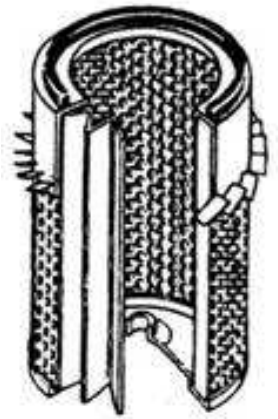
AF-2276 Air filter w/fin (**10.375"** tall) 276, 330, 336, 2610, 2620,
2810, 2820, 3110, 3220, 3810, 4300, F18, F20,
FX20, F22, FX22, F24, FX24, FX26, FX28,
FX32, F37D, FX42, F195, F255, FX285, FX305,
FX335 Repl. 121120-12901,
121253-12510, 121256-12510, 129150-12510

AF-6262 Air filter w/fin (**7.90"** tall) 2001, 2010, 2020, 2202,
2210, 2210B, 2220, 2301, 2310, 2402, 2420
Repl. 129350-12900 & 124756-12510

AF-6270 Air filter w/fin (**7.25"** tall) 122, 126, 140, 142,
146, 147, 165, 169, 180, 187, 220, 226, 250, 255, 1301,
1401, 1502, 1510, 1601, 1602, 1610, 1702, 1720, YMG1800,
1802, 1810, 1820, YMG2000, 2002, F14, F15, F16
Repl. 121465-12510, 124066-12510 & 171022-12530
**For 135 & 155 w/precleaner, 186 & 226 remove
plastic cover and fins. Repl. 124064-12510**

AFS-100 Air filter cap clip (clip only)

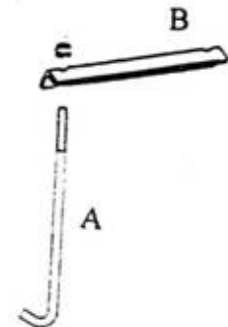
AFC-9350 Air filter cap (Repl. 129350-12530) & cover (Repl.129350-12540)
2 pc set for 2001, 2010, 2020, 2202, 2220, 2301, 2310, 2402,
2420 Clips included



Battery Hold Down

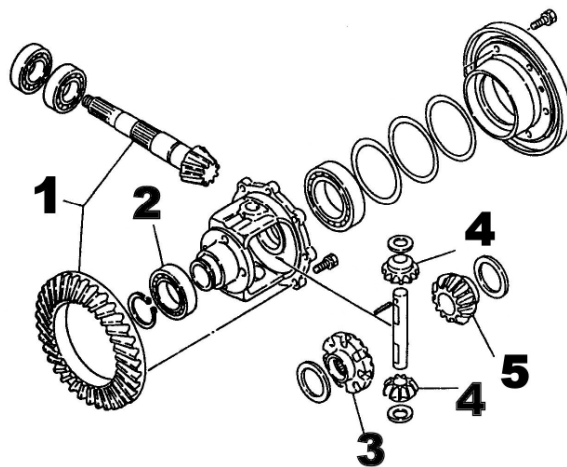
BR-617 Battery hold down rod w/nut. 4" threaded area. (A)
Replaces 194190-61740

BH-515 Battery hold down Repl 194190-61750 (B)



Group 3

Front Axle & Steering



Steering Wheels and Parts

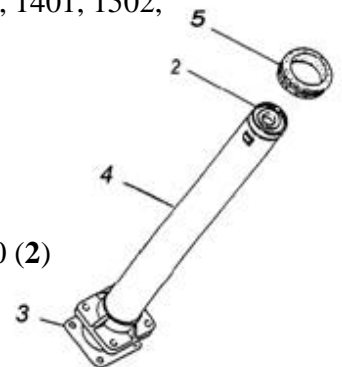
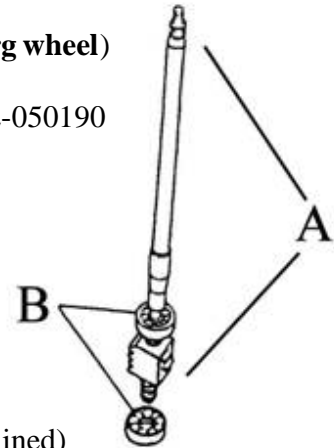
- SW-150** Steering wheel w/cap, **keyed**, 1500, 1600, 1700, 1900, 2000, 2200, 2210, 2210B, 2500, 2700, 3000
Repl. 194145-15710, 194150-15710, 194130-15710
- WK-519** Woodruff key for SW-150 steering wheel Repl. 22522-050190
- SW-420** Steering wheel w/cap, **fine spline**, 187, 220, 226, 1300, 1601, 1610, 1700B, 1702, 1720, YMG1800, 1802, 1820, 2000B, YMG2000, 2002, 2010, 2020, 2202, 2220, 2301, 2310, 2402, 2420, 2610, 2620, 2820, 3110, 3220, **F17, FX17**
Repl. 194420-15700, 194420-15710 (**36 spline**)
- SW-440** Steering wheel w/cap, **coarse spline**, F14, F15, F16, 140, 147, 165, 169, 1100, 1300, 1301, 1401, 1502, 1510, 1602 Repl. 194440-15700, 194440-15800 (**18 spline**)
- SW-555** Steering wheel w/cap, **fine spline**, F18, FX18, F20, FX20, F22, FX22, F24, FX24, FX26, FX28, FX32, F37, FX42, F46 FX285, FX305 Repl. 194555-15700
- SWN-120** **Steering wheel nut** 140, 147, 226, 1100, 1110, 1301, 1401, 1502, 1510, 1601, 1602, 1610, 1700B, 1702, 1720, 1802, 1810, 1820, 2000B, 2002, 2010, 2020, 2202, 2220, 2301, 2310, 2402, 2610, 4300, F18, F20, F22, F24
Repl. 26776-120002, 26356-120002 & 26777-120002
- SWN-4130** **Steering wheel nut** 1500, 1600, 1700, 2000, 2200, 2210, 2210B, 2500, 2700, 3000 Repl. 194130-15530
- SWN-6716** **Steering wheel nut** 1300 Repl. 26716-120000 (old # 26717-120002)
- SW-4930** Steering wheel center cap, common to many models. A = 49.30mm
- SW-6320** Steering wheel center cap, common to many models. A = 63.20mm



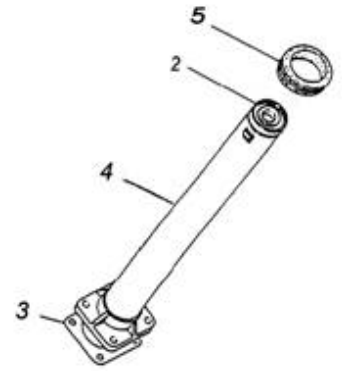
Steering Column and Related Parts



- SC-1300** Strg stub shaft w / worm gear 1300 **GREEN only**
- SC-1550** Steering shaft w/ worm gear 195, 240, 1500, 1600, 1700, 1900 (A)
2000, 2200, 2700 Repl. 794130-15500 (**Brgs not included**) (keyed)
- SC-2500** Steering shaft w/worm gear 330, 2500, 3000 (A)
Repl. 194145-15500 (**Brgs not included**)(keyed)
2610, 3110 Repl. 194330-15500 (**Req. purchase of SW-150 strg wheel**)
- WK-519** Woodruff key for SC-1550 & SC-2500 strg column Repl. 22522-050190
- SC-4166** Steering shaft w/worm gear (2-pc) 1601, 1610, YMG1800, (A)
1802, 1810, 1820, YMG2000, 2001, 2002, 2010, 2020, 2202,
2220, 2301, 2310, 2402, 2420 Repl. 194166-15500; (Splined)
Purchase of SW-420 required for 2210, 2210B
Repl. 194310-15500 (Brgs not included) (Splined)
- SC-4440** Steering shaft w/worm gear (2-pc) 140, 147, old 186, (A)
1401, 1510, F175 Repl. 194440-15500 (**Brgs not included**) (Splined)
- SC-4340** Steering shaft w/worm gear 1100, 1300 Red (A)
15.5 mm diameter shaft (Splined) **Brgs not included**
- SB-750** Steering column brg. (2 per column) 155 w/**19mm** shaft, 165, 169, (B)
180, New 186, 187, 195, 220, 226, 240, 250, 1500, 1600, 1601,
1610, 1700D, 1702, 1720, YMG1800, 1802, 1810, 1820, 2000,
YMG2000, 2001, 2002, 2010, 2020, 2200, 2202, 2210, 2220, 2301,
2310, 2402, 2420, F17, FX17, F18, FX18 Repl. 194750-15520
- SB-4145** Steering column bearing (2 per column) 276, 330, 330D, 1300, 2500, (B)
2610, 2620, 2820, 3000, 3110, F20, FX20, F24, FX24, F215, FX215,
F235, FX235, F255, FX255, F265, FX265 Repl. 194145-15310
- SB-262** Steering column bearing (2 per column) F13, F14, F15, (B)
F16, 122, 126, 135, 140, 142, 146, 147, old 186, 1100, 1301, 1401, 1502,
1510, 1602, FF145D, FF155D, F165D Repl. 194262-15520
- SCG-42** Steering column grommet 195, 240, 1601, 1610, 1700, (5)
1702, 1802, 2000, 2002, 2210, 2310, 2500, 3000, 3810
Repl. 194990-72050 & 194145-15650
- SCB-4750** Strg. column bushing 1700, 2000, 2610 Repl. 194750-15310 (2)
- SCS-1** Steering column shim 0.1 thick Repl. 194750-15280 (3)

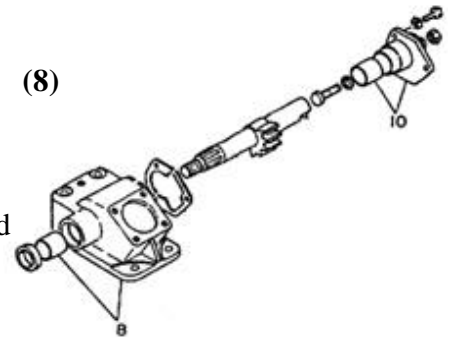


- SCS-2** Steering column shim 0.2 thick Repl. 194750-15290 **(3)**
- SCS-3** Steering column shim 0.3 thick **(3)**
- SC-4190** Steering column tube includes # 2, 1500, 1700, 2000 **(4)**
Repl. 194190-15200



Steering Box and Related Parts

- SC-1515** Side cover w/bushing 1601, 1610, YMG1800, **(10)**
YMG2000, 2010, 2210B Repl 194310-15150;
1500, 1600, 1700, 1900, 2000 Repl. 194197-15150
- SCB-1511** Steering box 187, 1500, 1600, 1700, YMG1800, **(8)**
1900, 2000, YMG2000, 2010, 2020, 2210
Repl. 194241-15110
- SB-2616** Bushing 1500, 1700, 2000 (short) for adjustment end
- SB-2630** Bushing 2210, 2610
- SB-2637** Bushing for output or seal side of shaft 1500, 1700, 2000
- SSS-4262** Steering sector shaft, horizontal F13, F165D, 122, 126, 135, 135D,
140, 142, 146, 147, 186, 1300 **Red**, 1301, 1401, 1502,
1510, 1602 Repl. 194262-15410
155, 155D, 165, 165D Repl. 194340-15140



- SSS-4310** Steering sector shaft, horizontal 187, **195D**, 220, 226, **240D**, 1601, 1610,
1700D, YMG1800, 1802, 1810, YMG2000, 2001, 2002, 2202, 2210,
2210B, 2220, 2301, 2310, 2402, 2420 Repl. 194310-15411
- SSS-4740** Steering sector shaft, horizontal **195 2wd, 240 2wd**, 1500, 1600,
1700, 1900, 2000, 2200, 2700 Repl. 194740-55140
- SSS-4145** Steering sector shaft, horizontal 330, 2500, 2610,
2620, 2820, 3000, 3110, 3810 Repl. 194274-15410 (old # 194145-15410)



SEALS – Steering output shaft seals listed on next page

Continued from previous page

26x38x7TC Steering output shaft seal 135, 155, 165, 169, new 186, 195, 226, 240, 1500, 1600, 1601, 1610, 1700, YMG1800, 1900, 2000, YMG2000, 2010, 2020, 2200, 2210, 2220, 2310, 2420, F17, FX17 Repl. 194740-55620

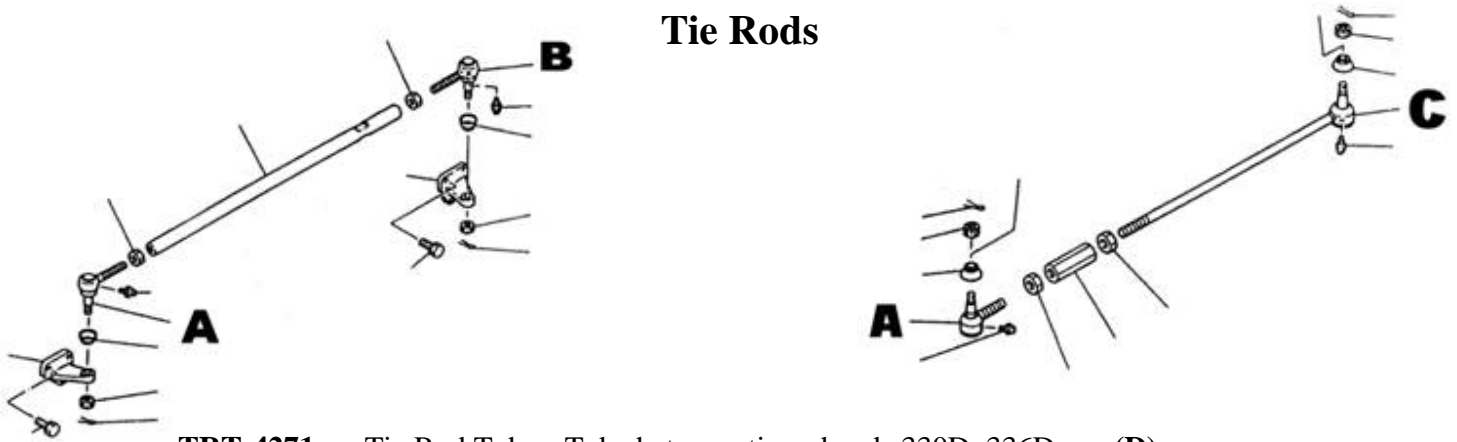
22x35x8TC Steering output shaft seal 122, 126, 140, 142, 146, 147, old 186, 1300, 1301, 1401, 1502, 1510, 1602, F14, F15, FF145D, FF155D, F165D Repl. 24423-223508 (old # 194262-15140)

SBS-4080 Steering output shaft seal 330, 2500, 2610, 2620, 2820, 3000, F20, FX20, F24, FX24, F255, FX255 Repl. 194080-15140

Power Steering Seal

20x32x7TC Seal, PS top 336, 3110, 4300, 4500 Repl. 194454-15390

Tie Rods

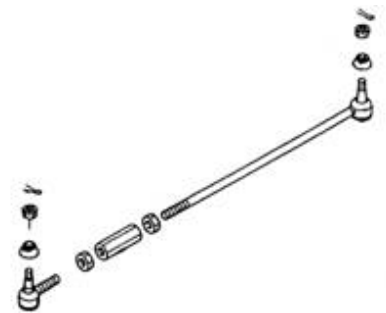


- TRT-4271** Tie Rod Tube - Tube between tie rod ends 330D, 336D, (D)
2610D, 3110D, 3810D Repl.194271-12310 (194321-12310 OLD)
- DC-4730** Dust cover, ball joint, common to most models
Repl. 194730-57220
- TR-1812** Tie rod end LH thread for right side 195D, 226, 226D, 240D, (B)
276, 276D, 330D, 336, 336D, 1610D, 1700D, YMG1800D, 1802D,
1810D, 1820D, 2000D, YMG2000D, 2001D, 2002D, 2010D,
2200, 2202D, 2210BD, 2210D, 2220D, 2301D, 2310D, 2402D, 2420D,
2500, 2610, 2610D, 2700, 3000, 3110, 3110D, 3810, 3810D, 4300D,
F17D, FX17D, F18D, FX18D, F20, F20D, FX20, FX20D,
F24, F24D, FX24, FX24D Repl. 198291-18120 (Old # 794730-57132-X)
- TR-1813** Tie rod end RH thread for left side 135, 135D, 155, 155D, (A)
165, 195D, 226, 226D, 240D, 276, 276D, 330D, 336, 336D, 1300,
1300D, 1401, 1602, 1610D, 1700D, YMG1800D, 1802D, 1810D, 1820D,
2000D, YMG2000D, 2001D, 2002D, 2010D, 2200, 2202D, 2210BD,
2210D, 2220D, 2301D, 2310D, 2402D, 2420D, 2500, 2610, 2610D,
2700, 3000, 3110, 3110D, 3810, 3810D, 4300D, F17D, FX17D,
F18D, FX18D, F24, F24D, FX24, FX24D
Repl. 198291-18130 (Old # 794730-57122-X)
- TR-4150** Tie rod end, RH (long) 186, 186D, 187D, 195, 240, 1500, (C)
1600, 1610, 1700, 1900, 2000, F17, FX17, F18, FX18
Repl. 194150-12300 (Old # 794150-12301)
- TR-8290** Tie rod end, LH (short) 1700, 1820, 2000, 2010 (A)
Repl. 198290-18140;
186, 186D, 187D, 195, 240, 1500, 1500D, 1510, 1510D, 1600, 1610,
1802, 1810, 1820, 1900, 2001, 2002, 2202, 2210, 2220, 2301,
2310, 2402, 2420, F17, FX17, F18, FX18 Repl. 794730-57112

Continued on next page

TR-1500 Complete tie rod assembly 1500D Red or Green

TR-2000 Complete tie rod assembly 1700, 1802, 2000, 2002

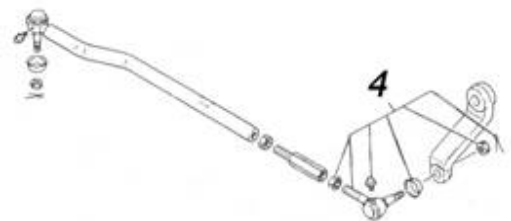


Drag Rods

TR-1813 (4) Drag rod end 226, 2500, 3000,
3810 Repl. 794730-57122-X

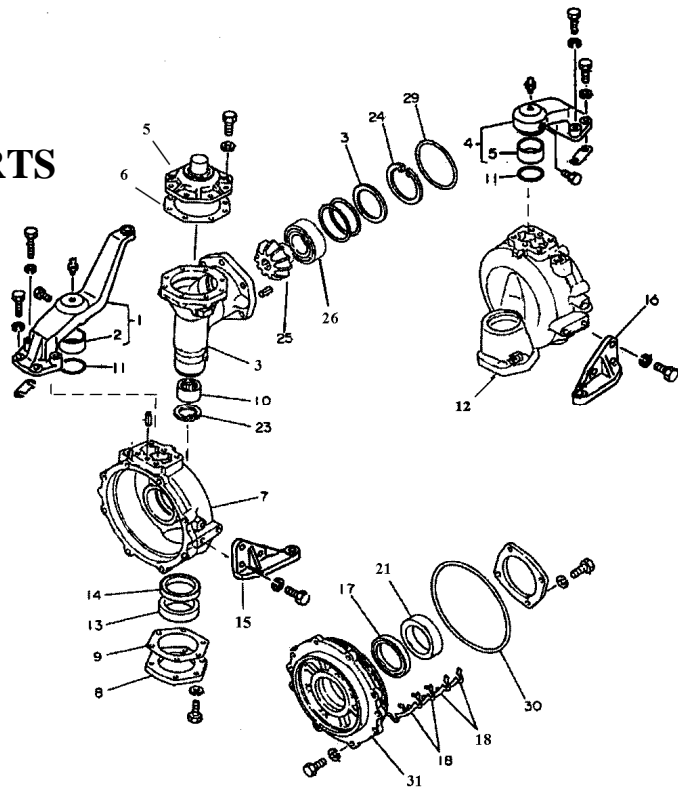
TR-1813 (6) Drag rod end 4300
Repl. 794730-57122-X

TR-1812 (6) Drag rod end 2500, 3000
Repl. 794730-57132



4WD FRONT AXLE PARTS

Page 1 of 3



- | | | |
|-----------------|--|--------------------|
| SA-1901 | LH steering arm 330D, 336D, 2610D, 3110D, 3810D Repl. 194321-11901 | (1) |
| SB-4321 | Bushing 330D, 336D, 2610D, 3110D, 3810D, 4300D, 4500D Repl. 194321-11921 | (2 & 5) |
| SH-1370 | Spindle hsg 330D, 336D, 2610D, 3110D, 3810D Repl. 194321-13700 | (3) |
| SA-1950 | RH steering arm 330D, 336D, 2610D, 3110D, 3810D Repl. 194321-11950 | (4) |
| SC-1372 | Cover, top hsg 330D, 336D, 2610D, 3110D, 3810D Repl. 194321-13720 | (5) |
| CG-4321 | Gasket, top cover, for SC-1372 Repl. 194321-13730 | (6) |
| FGC4274 | LH lower hsg 330D, 336D, 2610D, 3110D, 3810D Repl. 194274-13711, 194321-13740 & 194321-14310 | (7) |
| GHC-4321 | Cover, lower hsg 330D, 336D, 2610D, 3110D, 3810D, 4300D Repl. 194321-13750 | (8) |
| CG-1376 | Gasket, lower cover, for GHC-4321 Repl. 194321-13760 | (9) |

4WD FRONT AXLE PARTS

Page 2 of 3

NB-3110 Needle bearing 330D, 336D, 2610D, 3110D, (10)
3810D, 4300D Repl. 194321-13860

FGC-4321 RH lower hsg 330D, 336D, 2610D, 3110D, (12)
3810D Repl. 194321-13910

NOTE: There are several options for the front axle seals on the model series listed below. CHECK your seal sizes before ordering.

60x75x9TC Seal early 330D, early 336D, old style 2610D,
3110D, 3810D, 4300D Repl. 194321-13920

60x75x6VC Dust seal early 330D, early 336D, old style 2610D
3110D, 3810D, 4300D Repl. 194321-13930

AC-4274 Collar 330D, 336D, 3110D, 4300D Repl. 194274-13910

58x75x7TC Seal 3110D (for knuckle that has been turned)

64x80x13TC Seal 336D w/HD frt. axle, 2610D, 3110D, 3810D, (13 & 14)
4300D Repl 194274-13920 (**use with FGC-4274 & FGC-4321**)

AS-4465 Seal 330D, 336D, 3110D Repl. 194465-13920
60mm ID x 75mm OD x 13mm Thick

60x80x12TC Seal 2610D, 3110D Repl. 194136-32800

AS-3110 Seal, front knuckle 2610D, 3110D
64mm ID x 75mm OD

AS-4279 Sleeve 330D, 336D, 3110D, 4300D
60mm ID x 64mm OD Repl.194279-13900

AS-6064 Repair sleeve w/o lip 330D, 336D,
3110D, 4300D 60mm ID x 64mm OD

TRB-1211 LH tie rod bracket 336D, 2610D, 3110D, 3810D, (15)
4300D Repl. 194321-12110

TRB-1221 RH tie rod bracket 336D, 2610D, 3110D, 3810D, (16)
4300D Repl. 194321-12210

65x88x5VC Dust seal 330D, 336D, 2610D, 3110D (17)
3810D, 4300D Repl. 24430-658805 (old # 194321-13970)

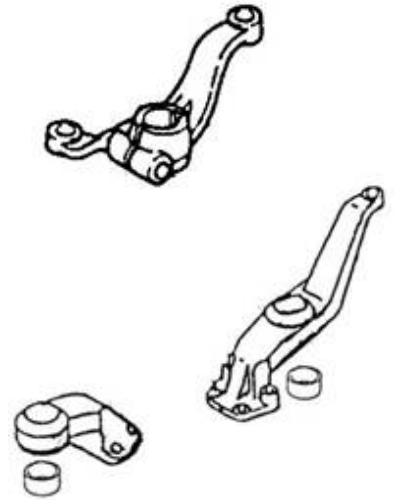
4WD FRONT AXLE PARTS

Page 3 of 3

SS-4321	Shim set (16 ea .20 & .30 mm thick) 330D, 336D, 2610D, 3110D, 3810D, 4300D Repl. 194321-13980 & 194321-13990	(18)
65x88x12TC	Seal 330D, 336D, 2610D, 3110D, 3810D, 4300D Repl. 24423-658812 (old # 194321-13960)	(21)
SR-450	Snap ring 330D, 336D, 2610D, 3110D, 3810D, 4300D Repl. 22262-000450	(23)
SR-850	Snap ring 330D, 336D, 2610D, 3110D, 3810D, 4300D Repl. 22262-000850	(24)
SG-3110	Gear 330D, 336D, 2610D, 3110D, 3810D, 4300D Repl. 194321-13520	(25)
6209-2RS	Bearing 330D, 336D, 2610D, 3110D, 3810D, 4300D Repl. 24101-062094	(26)
OR-1000	O-ring 330D, 336D, 2610D, 3110D, 3810D, 4300D Repl. 24321-001000	(29)
OR-2000	O-ring 330D, 336D, 2610D, 3110D, 3810D, 4300D Repl. 24321-002000	(30)
SAH-4321	Stub axle cover 330D, 336D, 2610D, 3110D, 3810D, 4300D Repl. 194321-13950	(31)

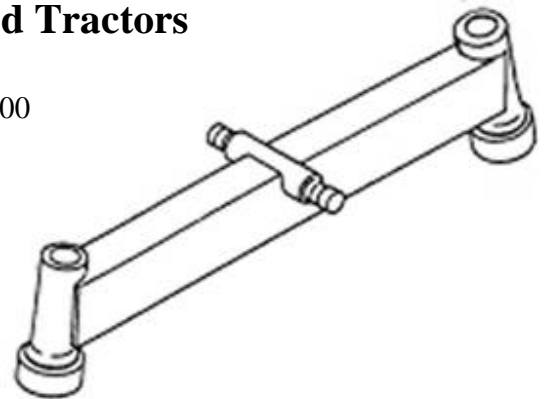
Steering Arm and Spindles

- | | |
|----------------|--|
| SA-1700 | Steering arm, LH 195, 240, 1500, 1600, 1700, 1900, 2000 Repl. 194151-12110 |
| SA-2000 | Steering arm, RH 195, 240, 1500, 1600, 1700, 1900, 2000 Repl. 194151-12210 |
| SA-1211 | Steering arm, LH 330, 336, 3000, 3110, 3810 Repl. 194145-12111 |
| SA-1901 | Steering arm, LH 330D, 336D, 2610D, 3110D, 3810D Repl. 194321-11901 (includes bushing) |
| SA-1950 | Steering arm, RH 330D, 336D, 2610D, 3110D, 3810D Repl. 194321-11950 (includes bushing) |
| SB-4321 | Steering arm and cap bushing 330D, 336D, 3110D, 3810D Repl. 194321-11921 (for SA-1901 & SA-1950) |



Front Axle Components – 2wd Tractors

- | | |
|-----------------|--|
| FAH-4190 | Front axle housing 1500 Repl. 194190-11200 |
| FAH-4151 | Front axle housing 1700, 2000 Repl. 194151-11201 |



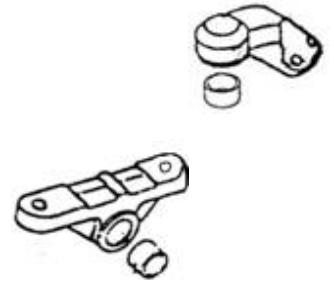
Continued on next page

Continued from previous page

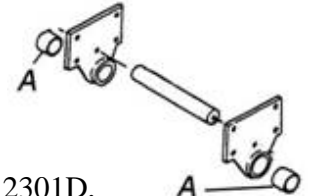
SB-4321 Steering arm and cap bushing 330D, 336D, 3110D, 3810D Repl. 194321-11921



SB-4306 Bushing, axle pivot 195, 240, 1600, (A) 1700, 1900, 2000 Repl. 194306-13830 (old # 194150-11350)



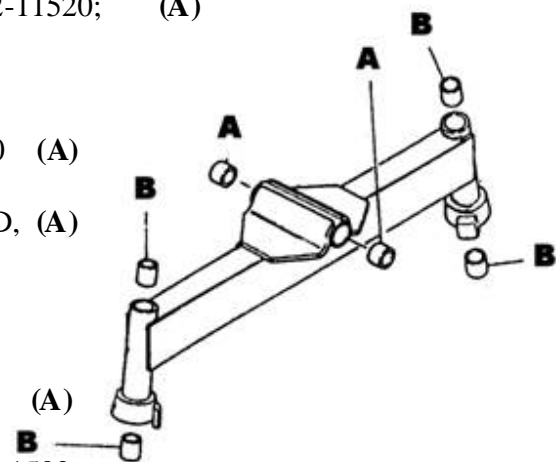
APB-4191 Axle pivot bushing 195D, 1300, 1500D Red & Green, (A) 1610D Repl. 194191-22120



APB-4312 Axle pivot bushing, 220, 226, 226D, 276, 1802, 1820, 2001, 2001D, 2010D, 2002, 2202, 2202D, 2210D, 2220, 2220D, 2301, 2301D, 2310, 2402, 2402D, 2420, 2420D Repl. 194312-11520; (A) **240D, 2210BD** Repl. 194311-13420

APB-4515 Axle pivot bushing F17, F17D, FX17, FX17D, F18, F18D, FX18, FX18D Repl. 194515-13220 (A)

APB-4321 Axle pivot bushing 330D, 336D, 2610D, 2620D, (A) 2820D, 3110D, 3220D, 3810D, 4220D, 4300D Repl. 194376-11620 (old # 194321-11620)

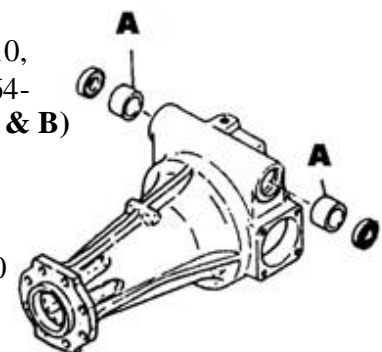


SB-4321 Axle pivot bushing F20, FX20, F22, FX22, F24, FX24, F255, FX255 Repl. 194321-11921 (A)

SB-4440 Spindle bushing 165, 195, 186, 187, 240, 1401, 1502, 1510, 1601, 1602, 1700, 1802, 1820, 2000, 2002, F14, F15, F16 Repl. 194440-11360 (old # 194151-11360) (B)

SB-4306 Spindle bush. 1600, 1700 Green, 1900, 2000 Green (B) Repl. 194306-13830 (old # 194150-11350)

SB-4464 Spindle bushing F20, FX20, F22, FX22, (B) F24, FX24, FX26, FX28, F255, FX255, 330, 226, 2001, 2202, 2210, 2210B, 2220, 2301, 2310, 2402, 2420, 2500, 2610, 2620, 2820, 3000, 3110, 3220, 3810, 4220, 4300 Repl. 194464-11340 & 194145-11840; **2200, 2700** Repl. 194990-47050 (A & B) **2210, 2210B** Repl. 194310-11560 (A)



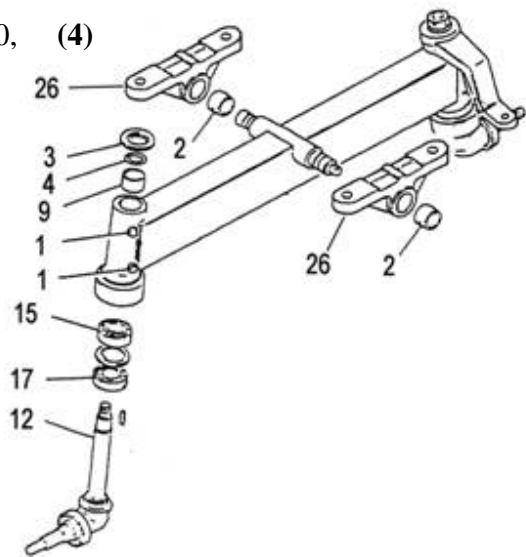
30x42x7TC Seal, axle pivot 226D, YMG1800D, YMG2000D, 2010D, 2210BD, 2210D, 2220D, 2420D Repl. 194311-13430

35x41x5VB Seal, axle pivot F20, FX20, F22, FX22, F255, FX255 Repl. 194321-11940

Continued on next page

Continued from previous page

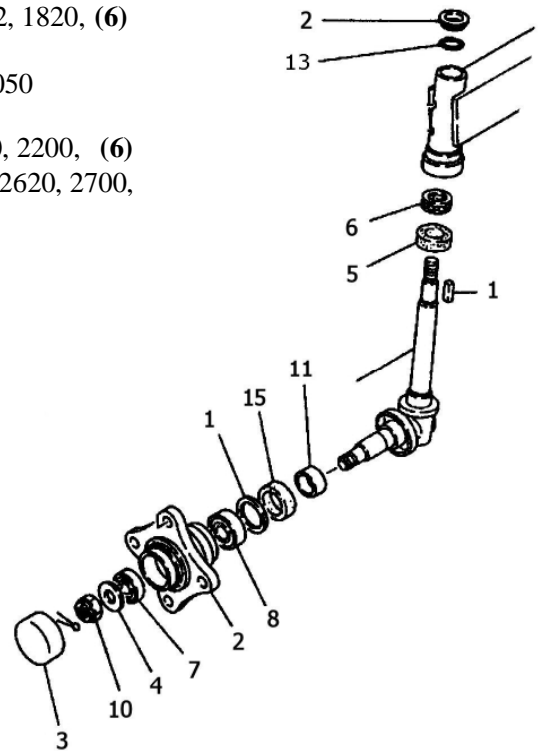
GF-6	Grease fitting Repl. 194151-11480	(1)
CPS-4151	Center pin support 195, 240, 1600, 1700, 1900, 2000 Repl. 194151-11500 (w/ bushing & grease fitting)	(26)
SW-4151	Spindle cover washer 240, 1500, 1510, 1601, 1610, 1700, YMG1800, 1802, 2000, YMG2000, 2002, F18 Repl. 194151-11840	(3)
OR-212	Spindle cover o-ring 240, 1500, 1510, 1610, 1700, YMG1800, 1802, 2000, YMG2000, 2002, F18 Repl. 194151-11860	(4)
FAH-4190	Front axle housing 1500 Repl. 194190-11200	(8)
FAH-4151	Front axle housing 1700, 2000 Repl. 194151-11201	(8)
SB-4440	Spindle bushing 1700, 2000 Repl. 194440-11360 (old # 194151-11360)	(9)
SB-4464	Spindle bushing 2500, 3000, 3810 Repl. 194145-11840	(9)
SA-4151	Spindle 180, 187, 240, 1500, 1700 Red, 2000 Red Repl. 194151-11600 & 194880-11800X	(12)
SA-4145	Spindle 2500, 3000, 3110, 3810 Repl. 194145-11801	(12)
6205-2RS	Spindle bearing 1500, 1700, 2000 Repl. 24101-062054	(15)
35x52x11TC	Seal 1500, 1600, 1700, 1900, 2000 Repl. 194150-12720	(17)
35x48x10TC	Seal 1510, 1601, 1602, 1610, 1702, 1720, YMG1800, 1802, YMG2000, 2002, F16, F18 Repl. 194440-11870	(17)
SB-4306	Support bushing 195, 240, 1700, 2000 Repl. 194150-11350	(2)
APB-4191	Front axle pivot bushing 1500 Repl. 194190-11520	(2)



Continued on next page

Continued from previous page

- SW-1167** Spacer washer 187, 1500, 1700, 2000 (1)
Repl. 194151-11670
- FH-4151** Frt. hub 140, 147, 186, 187, 195, 240, 1500, 1502, 1510, 1602, (2)
1610, 1700, 1702, 1720, YMG1800, 1802, 1810, 1900 (needs HC-4150) 2000,
YMG2000, 2002, F16, F18 Repl. 194151-12610
- FH-4200** Front hub F15, 135, 155, 1300, 1301, 1401 Repl. 194200-11801 (2)
- HC-4151** Hub cap 135, 140, 147, 155, 165, 186, 187, 195, 240, 1110, 1300, (3)
1401, 1500, 1502, 1510, 1602, 1700, YMG1800, 1802, 1820,
2000, 2000B, YMG2000, 2002, F14, F15, F16, F18 Repl. 194151-12620
- HC-4134** Hub cap, 4 bolt 2001, 2010, 2202, 2210B, 2220, 2301, 2310, (3)
2402, 2420, 2500, 2610, 2620, 2820, F20, FX20, FX26,
FX28, F255, FX255 Repl. 194134-12620
- HC-4145** Hub cap, 4 bolt 3000, 3110, 3220, 4220 Repl. 194145-12640 (3)
- 51105** Spindle bearing 187, 1510, 1602, YMG1800, 1802, 1820, (6)
YMG2000, 2002, F16, F18 Repl. 194210-14300
1610 Repl. 1A3810-22060; F18 Repl. 24520-511050
- 51106** Spindle brg. 226, 276, 330, 336, 2001, 2010, 2210, 2200, (6)
2202, 2220, 2301, 2310, 2402, 2420, 2500, 2610, 2620, 2700,
2820, 3000, 3110, 3220, 3810, 4220, F20,
FX20, FX26, FX28, F255, FX255
Repl. 24520-51106 (old # 1A1030-12200)
- 6204-2RS** Outer wheel brg 165, 186, 195, 240, (7)
1401, 1602, 1700, YMG1800, 1820, 2000,
YMG2000, F16, F18 Repl. 24101-062044
- 38x52x9TC** Spindle seal 226, 276, 330, 336, 2210, 2500, (5)
2610, 2620, 2820, 3000, 3110, FX26, FX28,
F255, FX255 Repl. 194145-11860
- 35x52x11TC** Spindle seal 135, 155, 165, 187, 195, (5)
240, 1110, 1401, 1500, 1600,
1700, 1900, 2000, F16, F18 Repl. 24421-355211
- 35x48x10TC** SPINDLE SEAL F18, 1601, 1610, YMG1800, (5)
YMG2000, 2002 REPL. 194440-11870

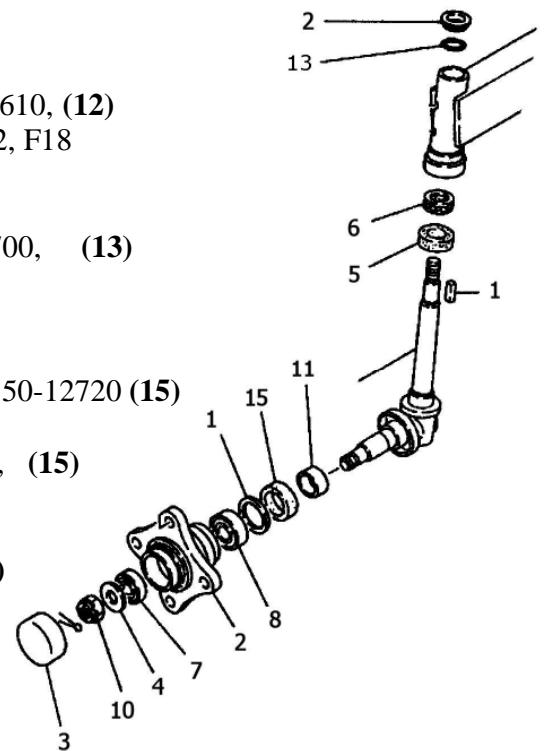


Continued on next page

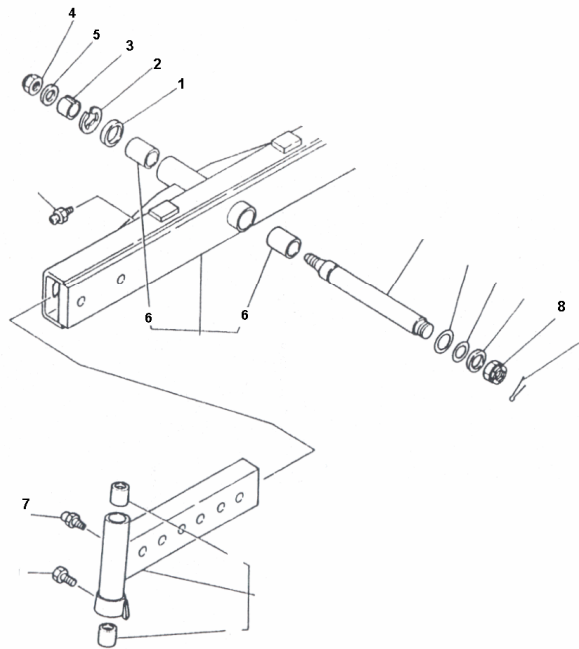
Continued from previous page

- 6205-2RS** Spindle bearing 135, 155, 1110, 1401, (6)
1600, 1900 Repl. 24101-062054
- 30205** Outer wheel brg 226, 2210, 2500, 2620, 2820 (7)
3000, 3110, 3220, 4220, 4300, FX26, FX28
Repl. 24142-302050 (old # 194145-11910)
- 6205-2RS** Inner wheel brg 165, 186, 195, 240, 1110, (8)
1401, 1602, 1700, YMG1800, 1820, 2000,
YMG2000, F16, F18 Repl. 24101-062054
- 32007** Inner wheel brg 226, 2210, 2210B, 2500, 2620, (8)
2820, 3000, 3110, 3220, 4220, 4300, FX26, FX28
Repl. 24141-320070
- LN-211** Spindle nut 1600, 1700 Green, 1900, (10)
2000 Green Repl. 24211-020002
- LW-20** Spindle LW 1600, 1700 Green, 1900, (4)
2000 Green Repl. 24237-020000 (old # 24231-020000)
- LN-20** Spindle nut 195, 240, 1110, 1300, 1401, 1500, (10)
1700 Red, 2000 Red
Repl. 26837-200002 (old # 26831-200002)
- SW-4151** Spindle cover washer 240, 1500, 1510, 1601, 1610, (12)
1700, YMG1800, 1802, 2000, YMG2000, 2002, F18
Repl. 194151-11840
- OR-212** Spindle cover o-ring 240, 1500, 1510, 1610, 1700, (13)
YMG1800, 1802, 2000, YMG2000, 2002, F18
Repl. 194151-11860
- 35x52x11TC** Front spindle seal 1500, 1700, 2000 Repl. 194150-12720 (15)
- 40x62x19TC** Front spindle seal 226, 2200, 2210, 2500, 2610, (15)
2700, 3000 Repl. 194130-12720
- AS-4314** Front spindle seal F20, FX26, FX28, 2001, (15)
2220, 2301, 2420, 2620, 2820
Repl. 194314-12720

Continued next page



Continued from previous page



SW-4145 Seal washer 330, 336, 2500, 2610, 2620, 2820, 3000, 3110, (1)
3220, 3810, 4220, 4300 Repl. 194145-11550

35x41x5VB Seal FX26, FX28, FX32, FX42, FX335, FX435 (1)
Repl. 194321-11940

SR-32 Snap ring (E-clip) 330, 336, 2500, 2610, 2620, 2820, 3000, (2)
3110, 3220, 3810, 4220, 4300, FX26, FX28, FX32, FX42
Repl. 194145-11521

SB-1157 Spacer 330, 336, 2500, 2610, 2620, 2820, 3000, 3110, (3)
3220, 3810, 4220, 4300, FX26, FX28, FX32, FX42
Repl. 194145-11570

Nut, M20 Repl. 26346-200002 (4)

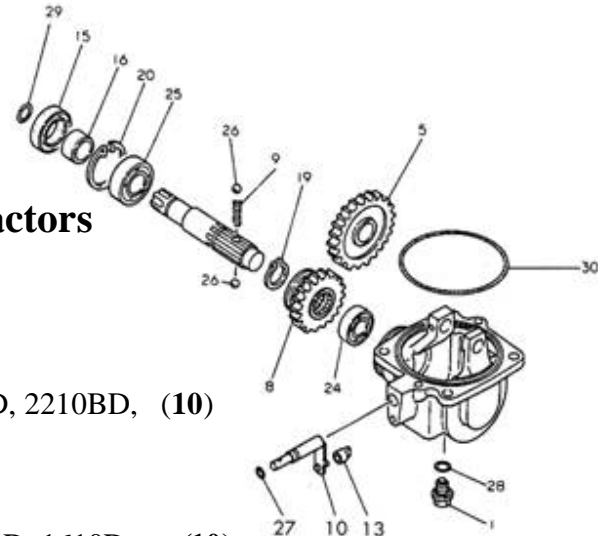
Washer, 20 mm Repl. 22137-200000 (5)

APB-4145 Bushing 330, 336, 2500, 2610, 2620, 2820, 3000, 3110, (6)
3220, 3810, 4220, 4300, FX26, FX28, FX32, FX42, FX335,
FX435 Repl. 194145-11580 & 194464-11220

GF-6 Grease fitting (7)

Nut, M24 Repl. 194130-11580 (8)

Drop Box Parts – 4wd Tractors

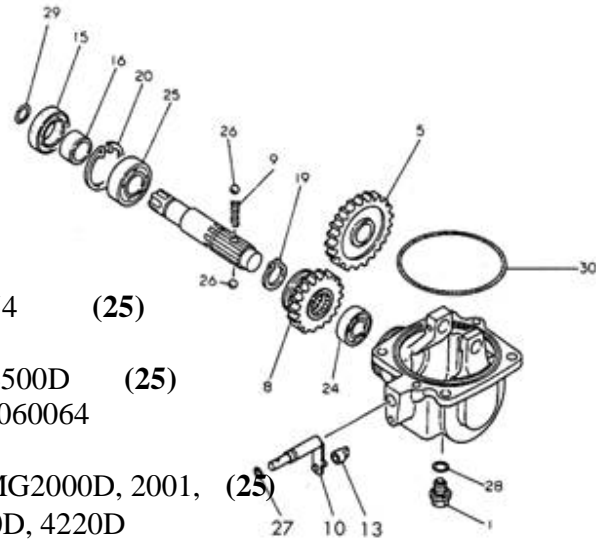


- DBA-4311** Drop box arm 2001D, 2020D, 2202D, 2210D, 2210BD, (10)
2220D, 2301D, 2310D, 2402D, 2420D
Repl. 194311-28311
- DBA-4421** Drop box shift arm 220D, 226D, 250D, 1601D, 1610D, (10)
1702D, 1720D, 1802D, 1810D, 1820D 2002D
Repl. 194421-28310
- OR-110** O-ring for DBA-4421 & DBA-4311 arm Repl. 24311-000110 (27)
- SB-4191** Shift block, drop box 220D, 226D, 250D, 1610D, 1810D, 2002D, (13)
2202D, 2210D, 2220D, 2402D, 2420D, 2610D, 2620D, 2820D,
3110D, 3220D, 3810D, 4220D, F24D, FX26D, FX28D,
FX32D, FX42D Repl. 194191-28451
- 30x40x7SC** Drop box seal 1500D RED, 1700D, 2000D Repl. 194191-28370 (15)
- 30x52x8TC** Drop box seal 186D, 220D, 226D, 250D, 276D, 1601D, 1610D, (15)
1702D, 1720D, 1802D, 1810D, YMG1800D, YMG2000D, 2001D,
2002D, 2010D, 2202D, 2220D, 2301D, 2310D, 2402D, 2420D
Repl. 24421-305208 (Old # 1A1040-28820)
- 30x47x8TC** Drop box seal 195D, 240D, 1700D, 2000D, 2210D, 2210BD (15)
Repl. 24423-304708 (Old # 194311-28120)
- 35x55x8TC** Drop box seal 2620D, 2820D, 3220D, 4220D (15)
Repl. 194420-24340 (old #195100-12430)
- 35x55x11TC** Drop box seal 330D, 4300D Repl. 24421-355511 (15)
- 40x55x8TC** Drop box seal 2610D, 3110D, 3810D, 4500D Repl. 194321-28120 (15)
- 25x42x8TC** Seal, Trans to front drive shaft 186D, 1510D, FX18 (15)
Repl. 24423-254208 (Old # 194301-28240)

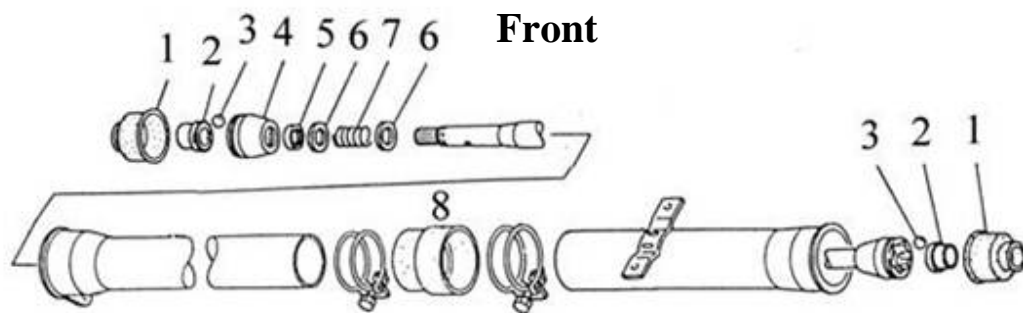
Continued on next page

Continued from previous page

6005-2RS	Ball bearing 195D, 240D Repl. 24101-060054 (25)
6006-2RS	Ball bearing 330D, 2620D, 2820D, 3110D, 4500D (25) 3220D, 3810D, 4220D, 4300D Repl. 24101-060064
6205-2RS	Ball bearing 226D, 1802D, YMG1800D, YMG2000D, 2001, (25) 2002D, 2301D, 2310D, 2620D, 2820D, 3220D, 4220D Repl. 24101-062054
6005-2RS	Ball bearing 220D, 226D, YMG1800D, 1802D, YMG2000D, (24) 2001D, 2002D, 2301D, 2310D Repl. 24101-060054
6204-2RS	Ball bearing 195D, 240D Repl. 24101-062044 (24)
6205-2RS	Ball bearing 330D, 3110D, 4300D, 4500D Repl. 24101-062054 (24)
SB-8000	Steel ball 187D, YMG1800, YMG2000, (26) F24D, FX26D, FX28D Repl. 24190-080003
SS-6190	Drop box seal sleeve 220D, 250D, 1601D, 1610D, 1702D, 1720D, (16) YMG1800D, 1802D, 1810D, 1820D, YMG2000D, 2001D, 2002D, 2010D, 2020D, 2202D, 2210D, 2220D, 2301D, 2310D, 2402D, 2420D Repl. 1E6190-54080 & 194320-24470
SS-4274	Drop box seal sleeve 330D, 2620D, 2820D, 3220D (16) 4220D, 4300D Repl. 194274-28240
SC-2824	Drop box seal sleeve 336D, 2610D, 3110D, 3810D (16) Repl. 194321-28240
DBG-2816	Drop box gear (42 teeth) YMG1800D, 1802D, 1820D (5) Repl. 194073-28160; <u>can repl. 194431-28160 (39 teeth) on 1810, YMG2000 and 2002 when purchased as a set with DBG-2822</u>
DBG-2822	Drop box gear (26 teeth) YMG1800D, 1802D, 1820D (8) Repl. 194073-28220; <u>can repl. 194431-28220 (32 teeth) on 1810, YMG2000 and 2002 when purchased as a set with DBG-2816</u>



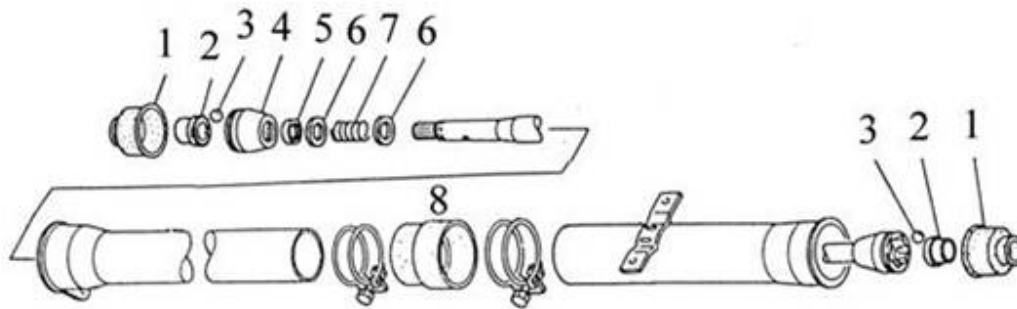
Drive Shaft Parts



- SS-4191** Splined shaft seal 195D, 220D, 240D, 250D, 1500D, 1601D, 1610D, 1702D, 1720D, YMG1800D, 2000BD, YMG2000D, 2001D, 2020D, 2202D, 2210D, 2301D, 2310D, 2402D, F20D, FX20D, F24D, FX24D, F255D, FX255D Repl. 194191-13340 (5)
- DC-4191** Coupling 195D, 220D, 240D, 250D, 276D, 1500D, 1601D, 1610D, 1702D, 1720D, YMG1800D, 2000BD, YMG2000D, 2020D, 2202D, 2220D, 2310D, 2402D, 2420D, F20D, FX20D, F24D, FX24D, F255D, FX255D Repl. 194191-13331 (4)
- DC-4321** Coupling 2610D, 2620D, 2820D, 3110D, 3810D, 4300D Repl. 194321-13340 (4)
- CB-4191** Coupling boot (rubber) 195D 220D, 240D, 250D, 1500D, 1601D, 1610D, 1702D, 1720D, YMG1800D, 2000BD, YMG2000D, 2001D, 2020D, 2202D, 2210BD, 2210D, 2220D, 2310D, 2402D, 2420D, F20D, FX20D, F24D, FX24D, F255D, FX255D Repl. 194640-13340 (old # 194191-13370) (1)
- CB-4321** Coupling boot (rubber) 2610D, 2620D, 2820D, 3110D, 3810D, 4300D Repl. 194321-13350 (1)
- DW-4191** Washer, spring retainer 195D, 220D, 240D, 250D, 1500D, 1601D, 1610D, 1702D, 1720D, YMG1800D, 2000BD, YMG2000D, 2020D, 2220D, 2310D, 2420D, F20D, FX20D, F24D, FX24D, F255D, FX255D Repl. 194191-13350 (194191-13360 for **YM 1500**) (6)

Continued on next page

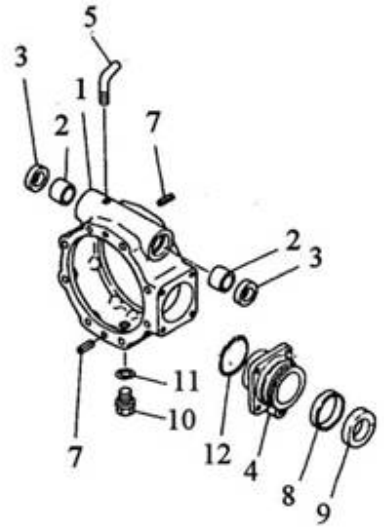
Continued from previous page



- DW-4321** Washer, spring retainer 2610D, 2620D, 2820D, 3110D, 3810D, 4300D (6)
Repl. 194321-13360
- DS-4311** Spring 195D, 220D, 240D, 250D, 1500D, 1601D, 1610D, 1702D, (7)
1720D, YMG1800D, 2000BD, YMG2000D, 2020D, 2202D, 2210D,
2220D, 2310D, 2402D, 2420D, F20D, FX20D, F24D,
FX24D, F255D, FX255D Repl. 194311-13360
- DS-4191** Sleeve 195D, 220D, 240D, 250D, 276D, 1500D, 1601D, 1610D, 1702D,
1720D, YMG1800D, 2000BD, YMG2000D, 2020D, 2202D, 2210D,
2220D, 2310D, 2402D, 2420D Repl. 194191-13270 (2)
- SB-4190** Steel ball 195D, 220D, 240D, 250D, 276D, 1500D, 1601D, 1702D,
1720D, YMG1800D, YMG2000D, 2020D, 2202D, 2210D, 2220D,
2310D, 2402D, 2420D, F24D, FX24D, F255D, FX255D (3)
Repl. 24190-100003 (old # 24190-100001)
- SB-1132** Steel ball, front drive shaft 2620D, 2820D, 3110D (3)
FX26D, FX28D Repl. 24190-110001 (old# 24190-110003)
- DSB-4321** Drive shaft coupling boot 330D, 336D, 2610D, 2620D, 2820D, (8)
3110D, 3220D, 3810D, 4220D, 4300D, 4500D
Repl. 194321-14650

Center Axle Housing and Components

- | | |
|------------------|--|
| CH-4158 | Center axle housing 195D, 1601D, 1610D, 1700D, (1)
1702D, 1720D Repl. 194158-13401 |
| APB-4191 | Axle pivot bushing 195D, 1601D, 1610D, 1700D, (2)
1702D, 1720D Repl. 194190-11520 |
| CB-4150 | Axle pivot bushing 135D, 155D, 165D, (2)
1100D, 1300D, 1301D, 1401D Repl. 194210-13520 |
| 22x32x7SC | Axle pivot seal 195D, 1500D, 1601D, 1610D, (3)
1700D, 1702D, 1720D Repl. 194191-13420 |
| RP-820 | Roll pin Repl. 22351-080020 (7) |
| RP-520 | Roll pin Repl. 22351-050020 (7a) |
| SC-3662 | Spacer 195D, 1610D, 1702D, 1720D, 2010D, (8)
2210D, 2310D Repl. 194191-13662 |
| 40x55x8TC | Seal 195D, 1601D, 1610D, 1700D, 1702D, 1720D (9)
Repl. 194191-13681 |
| DP-114 | Drain plug Repl. 194151-24770 (10) |
| OR-160 | O-ring for DP-114 Repl. 24311-000160 (11) |
| OR-630 | O-ring for pinion housing 195D, 1601D, 1610D, 1700D, (12)
1702D, 1720D, YMG1800D Repl. 24341-000630 |



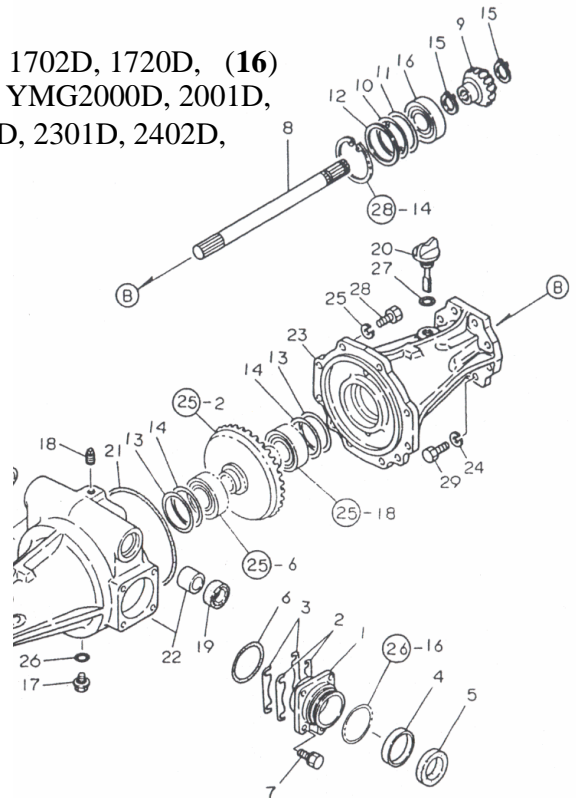
Front Axle Seal Case

- | | |
|-----------------|---|
| FAC-1300 | Front axle seal case 155D, 165D, 1100D, 1300D,
1301D, 1401D Repl. 194210-13930 |
|-----------------|---|

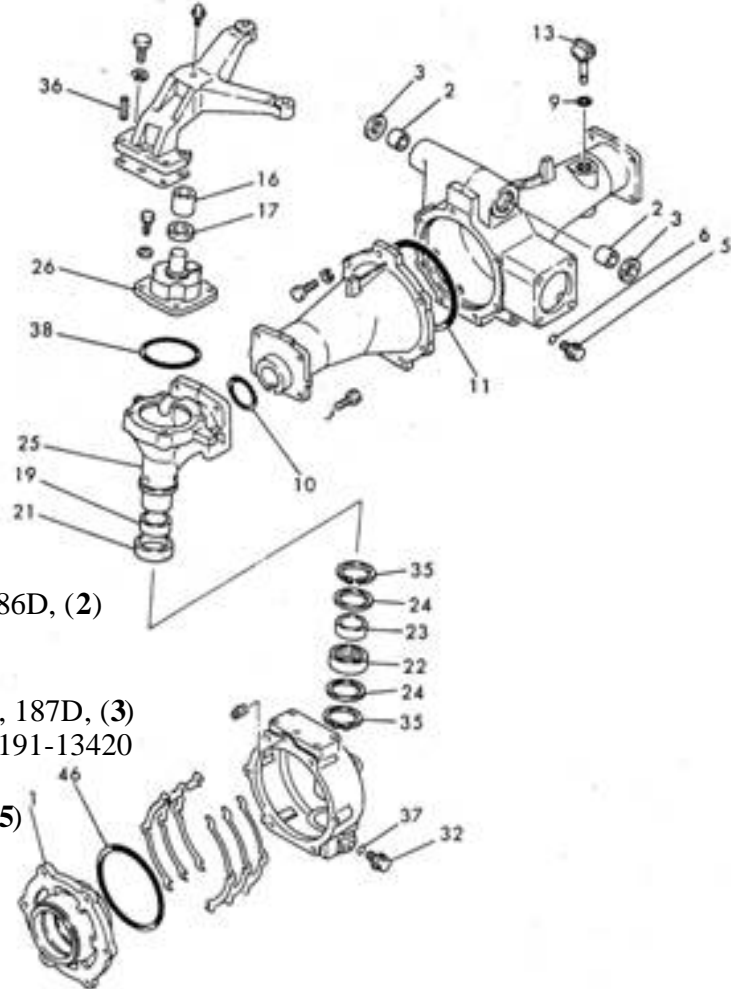


Housing to Knuckle Gears and Components

- SG-1352** Gear, front axle 195D, 220D, 226D, 240D, 250D, 276D, (9)
1601D, 1610D, 1700D, 1702D, 1720D, YMG1800D, 1802D,
1810D, 1820D, 2000D, YMG2000D, 2001D, 2002D, 2010D,
2020D, 2202D, 2210BD, 2210D, 2220D, 2301D,
2310D, 2402D, 2420D Repl. 194311-13520
- SR-24** Snap ring, front axle 195D, 240D, 1601D, 1610D, 1702D, 1720D,
YMG1800D, 1802D, 2000D, YMG2000D, 2002D, 2010D, 2020D,
2202D, 2402D Repl. 22242-000240 (2 required) (15)
- SR-25** Snap ring, front axle 1500D, 2210D, 2301D, 2310D (15)
Repl. 22242-000250 (2 required)
- 6207-2RS** Bearing 226D, 276D, 1601D, 1610D, 1702D, 1720D, (16)
YMG1800D, 1802D, 1820D, 2000D, YMG2000D, 2001D,
2002D, 2010D, 2020D, 2202D, 2220D, 2301D, 2402D,
2420D Repl. 24101-062074



Continued from previous page



- APB-4191** Front axle center pivot bushing 186D, (2)
187D Repl. 194190-11520
- 22x32x7SC** Front axle center pivot seal 186D, 187D, (3)
1500D, 1502D, 1602D Repl. 194191-13420
- DP-114** Drain plug 186D, 187D, 1510D (5)
Repl. 194151-24770
- OR-160** O-ring for DP-114 drain plug (6)
Repl. 24311-000160
- OR-500** O-ring, between axle hsg & elbow 186D, (10)
187D, 1502D, 1602D Repl. 24321-000500
- SB-4321** Bushing, king pin 186D, 187D (16)
Repl. 194321-11921;
1502D, 1602D Repl. 194194-13840
- 35x41x5VB** Seal, king pin 186D, 187D, 1502D, (17)
1602D Repl. 194321-11940
- AC-1364** Seal collar 186D, 187D, 1502D, 1602D (19)
Repl. 194447-13640
- 44x57x11.5TC** Seal 186D, 187D, 1502D, 1602D, (21)
F18D, FX18D Repl. 194447-13650

Steering Arm and Spindles for YM1500D

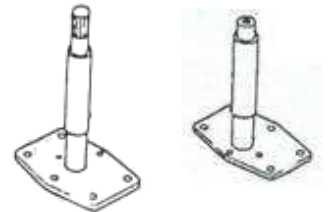
SA-1500 Steering arm 1500D Red or Green Repl. 194191-14611

S-701 Spindle, LH 1500D **Green** Repl. 194191-13701
(4-3/4" wide bottom plate)

S-801 Spindle, RH 1500D **Green** Repl. 194191-13801
(4-3/4" wide bottom plate)

S-137 Spindle, LH 1500D **Red** Repl. 194191-13170
(5-1/2" wide bottom plate)

S-138 Spindle, RH 1500D **Red** Repl. 194191-13900
(5-1/2" wide bottom plate)



S-137
S-701

S-138
S-801

Knuckle Components for YM1500D

115x140x15TC Seal, front knuckle 1500D RED (2)
Repl. 194191-13130

105x135x14TC Seal, front knuckle 1500D GREEN
Repl. 194191-13632 (2)

SA-1500 Steering arm 1500D Red or Green
Repl. 194191-14611 (3)

S-701 Spindle, LH 1500D **Green** (1)
Repl. 194191-13701 (4-3/4" wide
bottom plate)

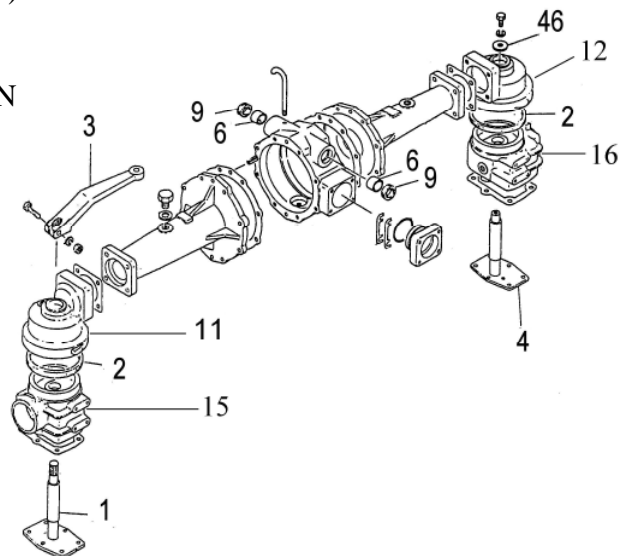
S-801 Spindle, RH 1500D **Green** (4)
Repl. 194191-13801 (4-3/4" wide
bottom plate)

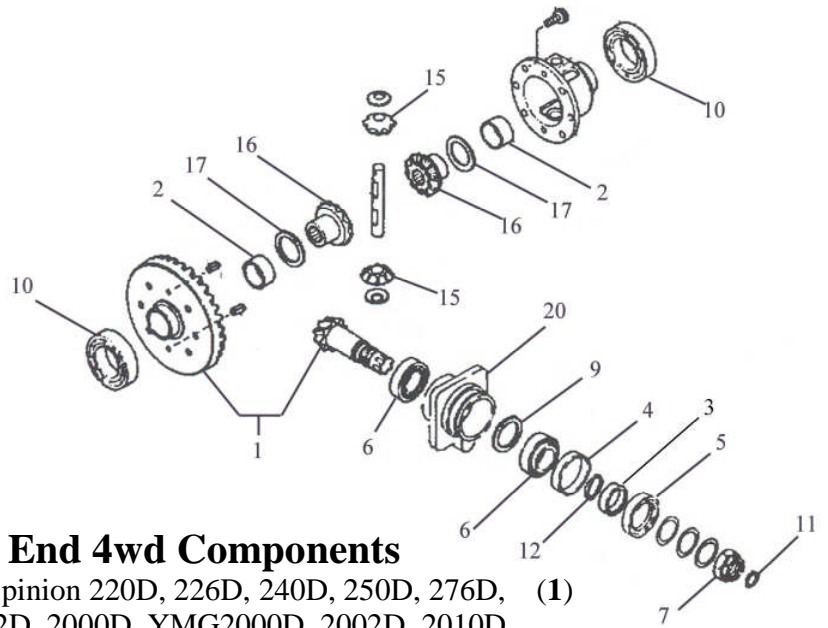
S-137 Spindle, LH 1500D **Red** (1)
Repl. 194191-13170 (5-1/2" wide bottom plate)

S-138 Spindle, RH 1500D **Red** Repl. 194191-13900 (4)
(5-1/2" wide bottom plate)

FW-1385 Washer, spindle thrust, RH 1500D **Green** (46)
Repl. 194191-13850

FW-1394 Washer, spindle thrust, RH 1500D **Red** (46)
Repl. 194191-139





Front End 4wd Components

RGP-4311 Front ring gear & pinion 220D, 226D, 240D, 250D, 276D, (1)
 YMG1800D, 1802D, 2000D, YMG2000D, 2002D, 2010D,
 2020D, 2202D, 2210D, 2220D, 2301D,
 2310D, 2402D, 2420D Repl. 194311-13101

RGB-4190 Ring gear bushing 1702D, 1720D, YMG1800D, (2)
 YMG2000D, 2202D, 2310D, 2402D Repl. 194190-31490

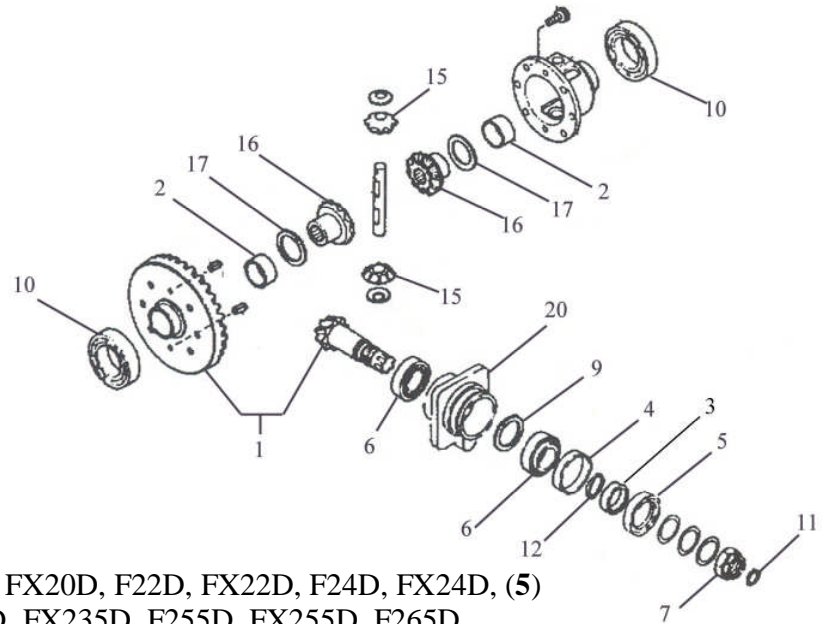
SC-1317 Collar, seal 330D, 336D, 2610D, 2620D, 2820D, 3110D, (3)
 3220D, 3810D, 42220D, 4300D, 4500D, FX26D, FX28D,
 FX32D, F37D, FX42D, F46D Repl. 194321-13170

SC-4305 Collar, seal F20D, FX20D, F22D, FX22D, F24D, FX24D, (3)
 F215D, FX215D, F235D, FX235D, F255D, FX255D, F265D,
 FX265D Repl. 194556-13190

SC-3662 Spacer collar 1500D, 1610D, 1702D, 1720D, (4)
 YMG1800D, YMG2000D, 2010D, 2202D,
 2210BD, 2210D, 2310D, 2402D Repl. 194191-13662

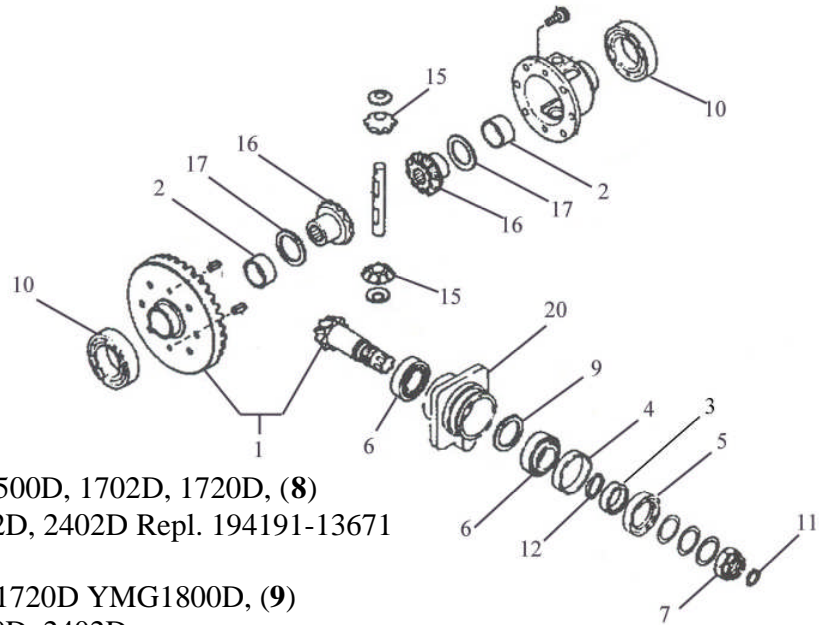
Continued on next page

Continued from previous page



- 35x52x7TC** Seal, front pinion F20D, FX20D, F22D, FX22D, F24D, FX24D, (5)
F215D, FX215D, F235D, FX235D, F255D, FX255D, F265D,
FX265D Repl. 194990-53460
- 40x55x8TC** Seal, front pinion 226D, 1500D, 1610D, 1700D, 1702D, 1720D, (5)
YMG1800D, 2000D, YMG2000D, 2001D, 2202D, 2210BD, 2210D,
2301D, 2310D, 2402D Repl. 24421-405508 (old # 194191-13681)
- 45x62x9TC** Seal, frt. pinion 330D, 336D, 2610D, 2620D, 2820D, 3110D, 3220D, (5)
3810D, 4220D, 4300D, 4500D, FX26D, FX28D, FX32D,
FX42D, F37D, F46D Repl. 24423-456209 (old # 194321-13490)
- 32006** Pinion bearing 226D, 1702D, 1720D, YMG1800D, YMG2000D, (6)
2210BD, 2202D, 2310D, 2402D
Repl. 24141-320060 (old # 194191-13530)
- 32007** Pinion bearing 330D, 336D, 2610D, 2620D, 2820D, 3110D, 3220D, (6)
3810D, 4220D, 4300D, 4500D, FX26D, FX28D, FX32D, F37D, FX42D,
F46D Repl. 24141-320070 (old # 194145-11920 & 194321-13160)
- LN-28** Pinion nut 226D, 1500D **RED**, 1610D, 1702D, (7)
1720D, YMG1800D, 2001D, 2202D, 2210BD, 2210D, 2301D,
2310D, 2402D Repl. 194191-13540

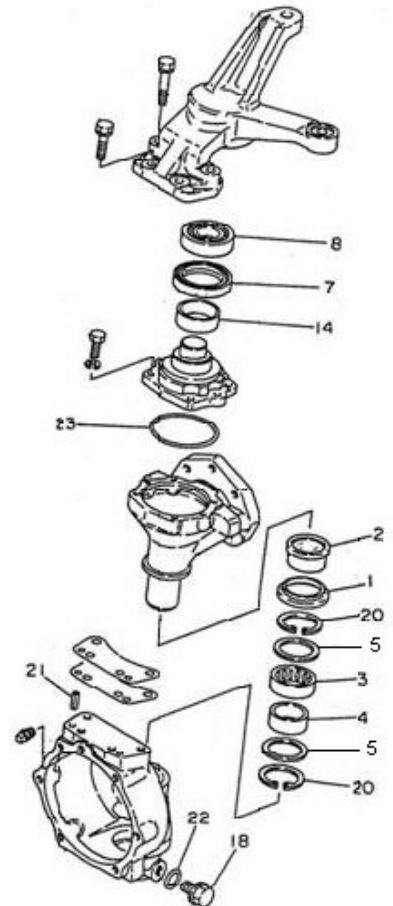
Continued from previous page



- SC-4191** Pinion seal collar 226D, 1500D, 1702D, 1720D, (8)
YMG1800D, 2010D, 2202D, 2402D Repl. 194191-13671
- OR-630** Pinion hsg o-ring 1702D, 1720D YMG1800D, (9)
YMG2000D, 2202D, 2210D, 2402D
Repl. 24341-000630 (old # 194200-43140)
- 6009-2RS** Ring gear bearing 1702D, 1720D, YMG1800D (10)
YMG2000D, 2202D, 2402D Repl. 24101-060094
- OR-210** O-ring 1500D red, 1610D, 1702D, 1720D, (11)
YMG1800D Repl. 24311-000210
- OR-250** Pinion shaft o-ring 1500D red, 1610D, (12)
1702D, 1720D, YMG1800D, 2202D, 2310D,
2402D Repl. 24341-000250
- PG-4420** Pinion gear (10 teeth) 1610D, 1702D, 1720D, (15)
F22D, FX22D, F24D, FX24D Repl. 194420-31800
- PG-4740** Pinion gear 1810D, 2010D, 2210D, 2310D (15)
Repl. 194740-10850
- PG-3151** Pinion gear (16 teeth) 1601D, 1610D, 1702D, 1720D (16)
Repl. 194420-31510
- PG-4190** Pinion gear 1500D, 1810D, 2010D, 2210D, 2310D (16)
Repl. 194190-31510
- SW-4740** Spacer washer, spider gear 1700D, YMG1800D, (17)
2202D, 2310D, 2402D Repl. 194740-10880
- PH-4311** Pinion housing 226D, 240D, 250D, YMG1800D, 1802D, 1810D, (20)
1820D, 2000D, YMG2000D, 2001D, 2002D, 2010D, 2020D, 2202D,
2210D, 2220D, 2301D, 2310D, 2402D, 2420D Repl. 194311-13450
- PH-4158** Pinion housing 195D, 1601D, 1610D, 1700D, 1702D, 1720D (20)
Repl. 194158-13450

Front Axle and Knuckle Components – 4wd Tractors

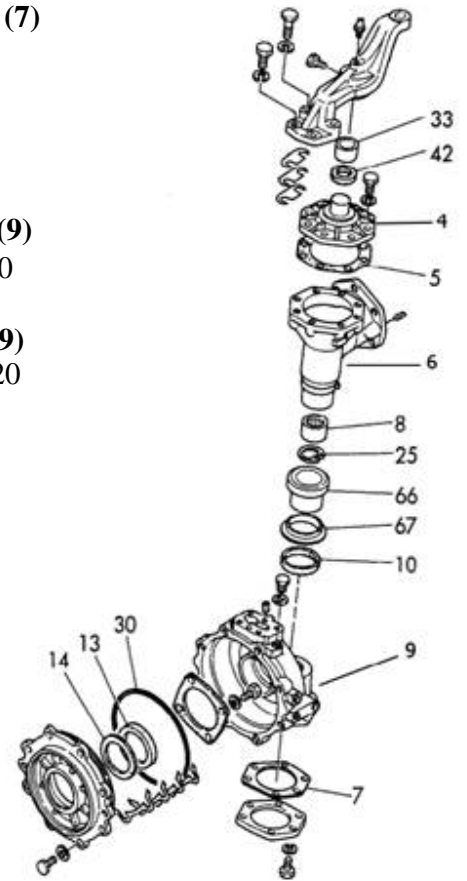
- AS-1363** Front axle hsg collar F16D, F17D, FX17D, F18D, (1)
FX18D, FF145D, FF155D, F165D, F195D, FX195D,
140D, 147D, 169D Repl. 194306-13630
- AS-4306** Front axle hsg sleeve F16D, F17D, FX17D, (2)
F18D, FX18D, FF145D, FF155D, F165D, F195D,
FX195D, 140D, 147D, 169D Repl. 194306-13640
- 44x57x11.5TC** Front axle hsg seal F14D, F15D, F16D, F17D, (2A)
F18D, FX18D, FF145D, FF155D, F165D, F195D,
FX195D, 140D, 147D, 169D Repl. 194447-13650
- AW-4447** Washer F14D, F15D, F16D, F17D, FX17D, F18D, (5)
FX18D, FF145D, FF155D Repl. 194447-13680
- 50x68x12.5** Seal, top cover F17D, FX17D, F18D, FX18D (7)
Repl. 194516-13780
- 6206-2RS** Ball bearing F17D, FX17D, F18D, FX18D (8)
Repl. 24104-062064
- DP-114** Drain plug Repl. 194151-24770 (18)
- OR-160** O-ring for DP-114 drain plug Repl. 24311-000160 (22)



Continued on next page

Continued from previous page

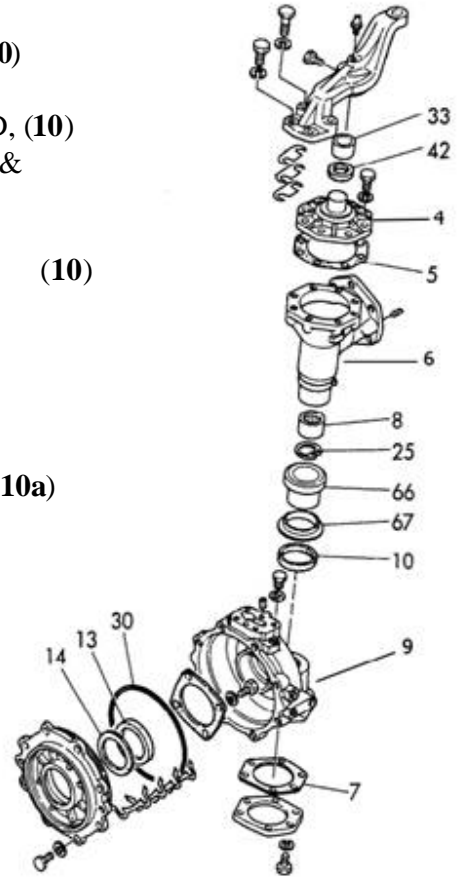
SC-1372	Spindle cover 330D, 336D, 2610D, (4) 3110D, 3810D Repl. 194321-13720
CG-4321	Spindle cover gskt 330D, 336D, 2610D, (5) 3110D, 3810D, 4300D Repl. 194321-13730
SH-1370	Spindle hsg 330D, 336D, 2610D, 3110D, 3810D Repl. 194321-13700 (6)
CG-1376	Lower spindle cover gskt 330D, 336D, 2610D, (7) 3110D, 3810D, 4300D Repl 194321-13760
NB-3110	Needle brg 330D, 336D, 2610D, (8) 3110D, 3810D, 4300D Repl. 194321-13860
FGC-4274	Lower gear case, LH 330D, 336D, 2610D, 3110D, (9) 3810D, 4300D Repl. 794274-13711 & 194321-13740
FGC-4321	Lower gear case, RH 330D, 336D, 2610D, 3110D, (9) 3810D, 4300D, Repl. 194321-13911 & 194321-14320
GHC-4321	Cover, final gear housing 330D, 336D, 2610D, (11) 3110D, 3810D, 4300D Repl. 194321-13750
65x88x12TC	Seal 330D, 336D, 2610D, 3110D, (13) 3810D, 4300D Repl. 24423-658812
65x88x05TC	Seal 330D, 336D, 2610D, 3110D, (14) 3810D, 4300D Repl. 24430-658805
SAH-4321	Stub axle housing 330D, 336D, 2610D, (15) 3110D, 3810D, 4300D Repl. 194321-13950
SR-450	Snap ring 330D, 336D, 2610D, (25) 3110D, 3810D Repl. 22262-000450
OR-2000	O-ring 330D, 336D, 2610D, 3110D, 3810D, (30) 4300D Repl. 24321-002000
OR-190	O-ring 2610D Repl. 24321-001900 (30)
SB-4321	Bushing 330D, 336D, 3110D, 3810D, 4300D, (33) 4500D Repl. 194321-11921



Continued on next page

Continued from previous page

- 35x41x5VB** Seal 187D, 330D, 336D, 2610D, 3110D, 4300D **(42)**
Repl. 194321-11940
- AC-4274** Collar 330D, 336D, 3110D, 4300D Repl. 194274-13910 **(67)**
- 58x75x7TC** Seal 3110D (for knuckle that has been turned) **(10)**
- 64x80x13TC** Seal 336D w/HD frt. axle, 2610D, 3110D, 3810D, **(10)**
4300D Repl 194274-13920 (use with FGC-4274 & FGC-4321)
- AS-4465** Seal 330D, 336D, 3110D Repl. 194465-13920 **(10)**
60mm ID x 75mm OD x 13mm Thick
- 60x75x9TC** Seal 330D, 336D, 2610D, 3110D, 3810D **(10)**
Repl. 24421-607509 (old # 194321-13920)
- 60x75x6VC** Dust seal 330D, 336D, 2610D, 3110D, 3810D **(10a)**
Repl. 194321-13930
- 60x80x12TC** Seal 2610D, 3110D Repl. 194136-32800 **(10)**
- AS-3110** Seal, front knuckle 2610D, 3110D **(10)**
64mm ID x 75mm OD
- AS-4279** Sleeve 330D, 336D, 3110D, 4300D **(66)**
60mm ID x 64mm OD Repl.194279-13900
- AS-6064** Repair sleeve w/o lip 330D, 336D, **(66)**
3110D, 4300D 60mm ID x 64mm OD



Continued on next page

Continued from previous page

6205-2RS Ball bearing, sealed, upper spindle, front axle (A)
1610D, 2220D, 2310D, 2420D Repl. 24101-062054

6013-2RS Ball bearing, sealed, lower spindle, front axle (B)
1610D, 2001D, 2301D, 2310D – Repl. 24101-060134

NB-4311 Needle bearing 220D, 226D, 250D, 1601D, 1610D, (C)
1820D, 2000D, 2020D, 2202D, 2210D, 2310D, 2402D
Repl. 194311-13880

6007-2RS Ball bearing, sealed, outer stub axle 1601D, (D)
1610D – Repl. 24101-060074

6008-2RS Ball bearing, sealed, outer stub axle 2010D, (D)
2210D, 2310D Repl. 24101-060084

6307-2RS Ball bearing, sealed, inner stub axle 1601D, (E)
1610D Repl. 24101-063074

6211-2RS Ball bearing, sealed, inner stub axle 2001D, (E)
2010D, 2210D, 2301D, 2310D Repl. 24101-062114

AS-6831 Stub axle seal, 195D, 1601D, 1610D (F)
1700D, 1702D, 1720D Repl. 194158-13790

SC-4321 Stub axle seal collar w/o-ring 336D, (F)
2610D, 3110D, 3810D Repl. 194321-14170

50x68x12.5 Stub axle seal 2010D, 2202D, 2220D, 2402D, (F)
2420D Repl. 194313-13790

50x68x14.3TCFY Stub axle seal 240D, 2000D, 2210D Repl. 194311-13790 (F)

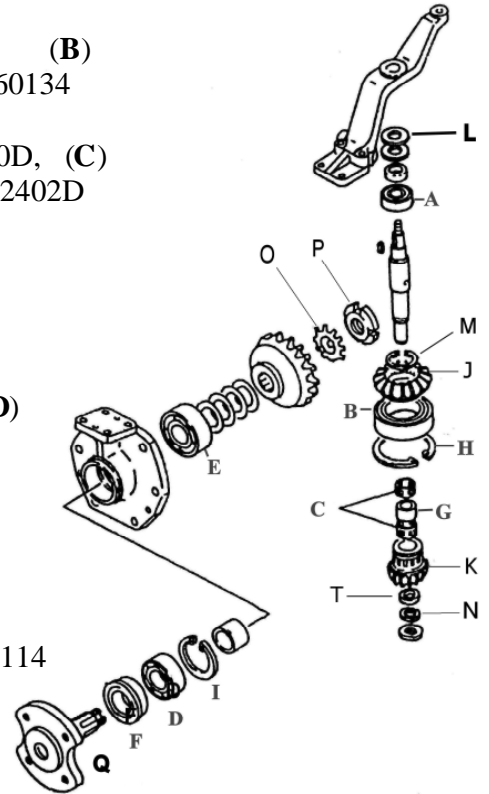
SC-4311 Stub axle seal collar 195D, 220D, 240D, 250D, (F)
2000D, 2010D, 2210D, 2310D Repl. 194311-14172

65x88x05TC Seal, front knuckle side 2610D, 3110D
3810D, 4300D Repl. 24430-658805 (F)

65x88x12TC Seal, front knuckle side 2610D, 3110D, (F)
3810D, 4300D Repl. 24423-658812

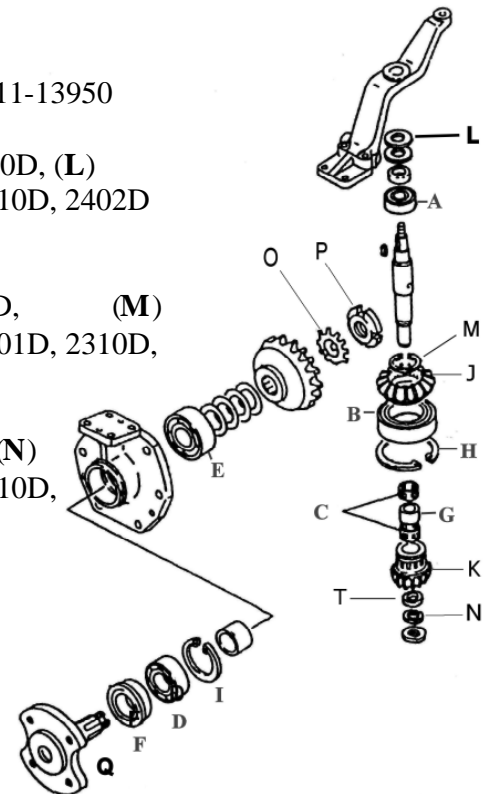
6211-2RS Ball bearing, sealed 3110D, 3810D, (D)
4300D Repl. 24101-062114

Continued on next page



Continued from previous page

- SB-4311** Spacer 220D, 226D, 240D, 250D, 276D, 1802D, 1810D, (G)
1820D, 2000D, 2000BD, 2001D, 2002D, 2010D, 2202D,
2210D, 2301D, 2310D, 2402D, 2420D Repl. 194311-13890
- SW-4311** Spacer 220D, 226D, 240D, 250D, 276D, 1802D, 1810D, (T)
1820D, 2000D, 2000BD, 2001D, 2002D, 2010D, 2202D,
2210D, 2301D, 2310D, 2402D, 2420D Repl. 194311-13910
- SB-4158** Spacer 195D, 1601D, 1610D, 1700D, 1702D, 1720D (G)
Repl. 194158-13890
- SB-1391** Spacer 195D, 1601D, 1610D, 1700D, 1702D, 1720D (T)
Repl. 194158-13910
- SR-100** Snap ring 1700D, 2000D, 2202D, 2210D, 2310D, 2402D (H)
Repl. 22252-001000
- SR-680** Snap ring 276D, 2000D, 2001D, 2210D, 2301D, 2310D
Repl. 22252-000680 (I)
- SG-1394** Upper spindle gear 195D, 240D, 250D, 276D, 1601D, 1610D, (J)
1700D, 1702D, 1720D, 1810D, 2000D, 2001D, 2010D, 2020D,
2202D, 2210D, 2301D, 2310D, 2402D Repl. 194311-13940
- SG-4311** Lower spindle gear 220D, 240D, 250D, 276D, (K)
1810D, 1820D, 2000D, 2001D, 2010D, 2020D,
2202D, 2210D, 2301D, 2310D, 2402D Repl. 194311-13950
- SW-1386** Washer, upper 1601D, 1610D, 1700D, 1702D, 1720D, (L)
1820D, 2000D, 2010D, 2020D, 2202D, 2210D, 2310D, 2402D
Repl. 194311-13860
- SR-4311** Snap ring, front axle 1601D, 1610D, 1702D, 1720D, (M)
1820D, 2001D, 2010D, 2020D, 2202D, 2210D, 2301D, 2310D,
2402D Repl. 194311-13960
- SR-28** Snap ring 1601D, 1610D, 1702D, 1720D, 1820D, (N)
2001D, 2010D, 2020D, 2202D, 2210D, 2301D, 2310D,
2402D Repl. 194311-13920
- LW-30** Lock washer 1601D, 1610D, 1702D, 1720D (O)
Repl. 194158-14130



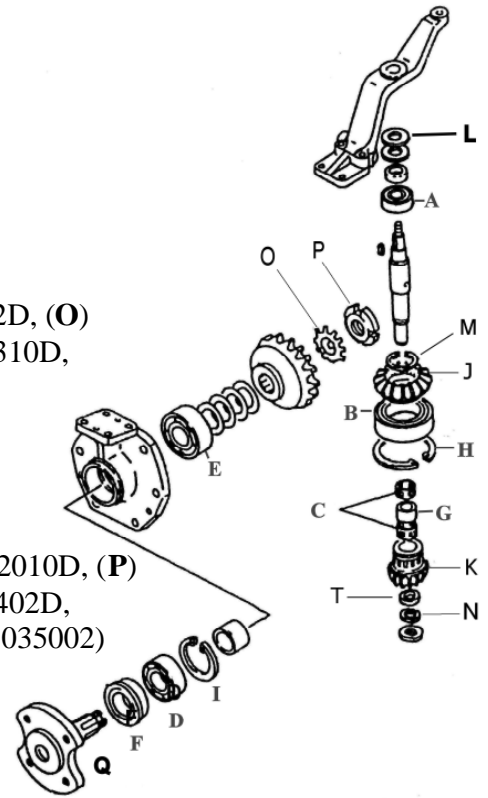
Continued on next page

Continued from previous page

LW-4311 Lock washer 1802D, 1810D, 1820D, 2001D, 2002D, (O)
2010D, 2020D, 2202D, 2210D, 2220D, 2301D, 2310D,
2402D, 2420D Repl. 194311-14130

LN-30 Lock nut 1601D, 1610D, 1702D, 1720D, (P)
24211-0300002

LN-35 Lock nut 1802D, 1810D, 1820D, 2001D, 2002D, 2010D, (P)
2020D, 2202D, 2210D, 2220D, 2301D, 2310D, 2402D,
2420D, 3810D Repl. 24217-035002 (old # 24211-035002)



SA-4158 Wheel stub axle 1601D, 1610D, 1700D, 1702D, 1720D (Q)
Repl. 194158-14100

SA-4210 Wheel stub axle 135D, 155D, 1100D, 1300D Repl. 194210-14350 (Q)

SA-1410 Wheel stub axle 1802D, 1810D, 1820D, 2000D, 2001D, 2002D, (Q)
2010D, 2020D, 2202D, 2210BD, 2210D, 2220D, 2301D, 2310D,
2402D, 2420D Repl. 194311-14101

SA-1411 Wheel stub axle 336D, 2610D, 3110D, 3810D Repl. 194321-14110 (Q)

SW-1393 Spacer 276D, 1610D, 2220D, 2420D (R)
Repl. 194311-13930

SG-1401 Gear, stub axle (**20 tooth**) 135D, 155D, 1401D Repl. 194341-14420 (S)

SG-1442 Gear, stub axle (**27 tooth**) 135D, 155D, 1100D 1300D, (S)
1301D Repl. 194210-14420

SG-4122 Gear, stub axle 220D, 240D, 250D, 1802D, 1820D, 2000D, (S)
2001D, 2002D, 2010D, 2202D, 2210D, 2220D, 2301D, 2310D,
2402D, 2420D Repl. 194311-14121

Continued on next page

Continued from previous page

SH-1371 Front axle top cap 1601D, 1610D, 1700D, 1702D, 1720D, 2000D, 2210D **Repl. 194311-13710;**
1802D, 1820D, 2001D, 2002D, 2010D, 2202D, 2220D, (11)
2301D, 2310D, 2402D, 2420D **Repl. 194313-13710**

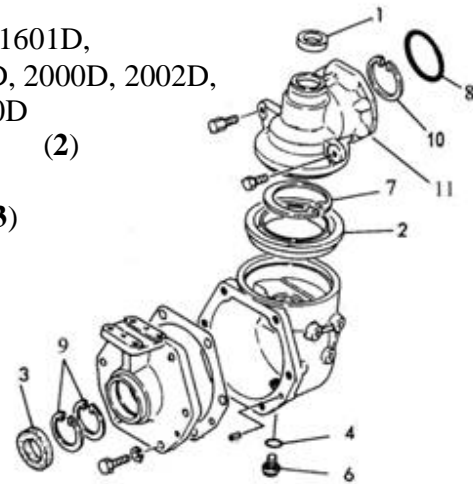
25x40x7TC Top seal 226D, 276D, 1700D, 1610D, 1702D, 1720D, 1802D, 1820D, 2000D, 2002D, 2202D, 2210BD, 2220D, (1)
2402D, 2420D Repl. 194311-13720

115x145x13.5TC Front knuckle seal 220D, 226D, 250D, 276D, 1601D, 1610D, 1700D, 1702D, 1720D, 1802D, 1820D, 2000D, 2002D, 2202D, 2210BD, 2210D, 2220D, 2402D, 2420D Repl. 194311-13760 (2)

50x68x12.5 Wheel seal 226D, 276D, 1802D, 1820D, 2002D, (3)
2202D, 2220D, 2402D, 2420D Repl. 194313-137h90

AS-6831 Wheel seal 1601D, 1610D, 1702D, 1720D Repl. 194158-13790 (3)

50x68x14.3TCFY Wheel seal 240D, 2000D, 2210D, 2210BD Repl. 194311-13790 (3)



OR-160 O-ring for drain plug 226D, 1601D, 1610D, 1702D, 1720D, 2202D, 2402D Repl. 24311-000160 (4)

SR-720 Snap ring 240D, 1610D, 2010D, 2202D, 2310D, 2402D Repl. 22252-000720 (10)

DP-114 Drain plug 226D, 1601D, 1610D, 1702D, 1720D, 1802D, 2002D, 2202D, 2402D Repl. 23491-140002 (6)

SR-100 Snap ring 1601D, 1610D, 1802D, 2001D, 2002D, 2202D, 2210D, 2301D, 2310D, 2402D Repl. 22252-001000 (7)

OR-70 O-ring, front axle hsg to elbow 1802D, 1820D, 2001D, 2002D, 2202D, 2301D, 2310D, 2402D Repl. 24321-000700 (7)

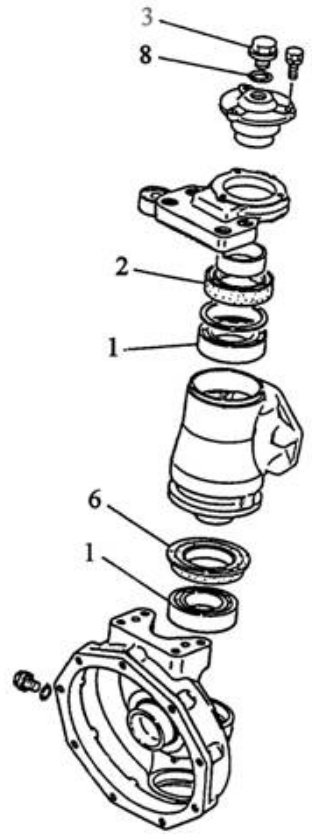
OR-1371 O-ring, front axle hsg to elbow 1601D, 1610D, 1700D, 1702D, 2000D, 2210D Repl. 24321-000850 (8)

SR-680 Snap ring 276D, 1802D, 2002D, 2202D, 2210D, 2210BD, 2402D Repl. 22252-000680 (9)

Continued on next page

Continued from previous page

- AS-1376** Front knuckle seal 2620D, 2820D, 3220D, 4220D (6)
Repl. 194328-13760
- AS-4328** Seal, front knuckle 2620D, 2820D, 3220D, 4220D (2)
Repl. 194171-13870 & 194328-13870
- 50x68x12.5** Seal, front spindle F18D, FX18D Repl. 194516-13780 (2)
- 6011-2RS** Bearing, ball, sealed, spindle 2620D, 2820D, (1)
3220D, 4220D Repl. 24101-060114
- 6206-2RS** Bearing, ball, sealed, spindle F18D (1)
Repl. 24104-062064
- OR-220** O-ring Repl. 24311-000220 (8)



- FAC-1300** Front axle seal case 155D, 165D, 1100D, 1300D,
1301D, 1401D Repl. 194210-13930



- SB-4210** Bushing, old style top cap 135D, 155D, 1100D (6)
1300D Repl. 194210-13831

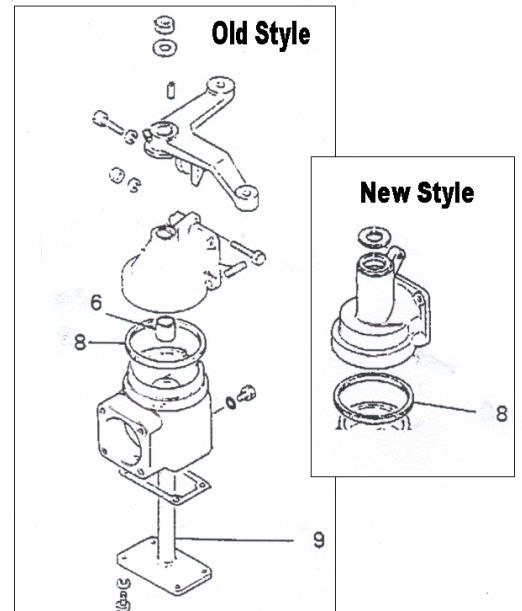
- 100x120x12VTF** Seal, old style top cap 135D, 155D, (8)
1100D, 1300D, 1301D Repl. 194210-13841

- 135x165x14TC** Seal, new style top cap 135D, 155D, (8)
1300D, 1401D Repl. 194341-13840

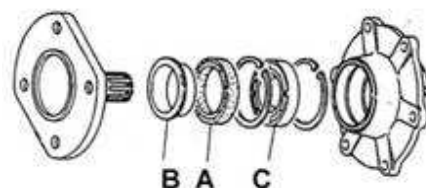
- S-1300** Spindle 155D, 1100D, 1300D, 1301D (9)
Repl. 194210-13901 **Base plate 3" x 4-1/2"**

- GC-1381** Gear case TBA

- GC-1382** Gear case TBA



Front axle parts

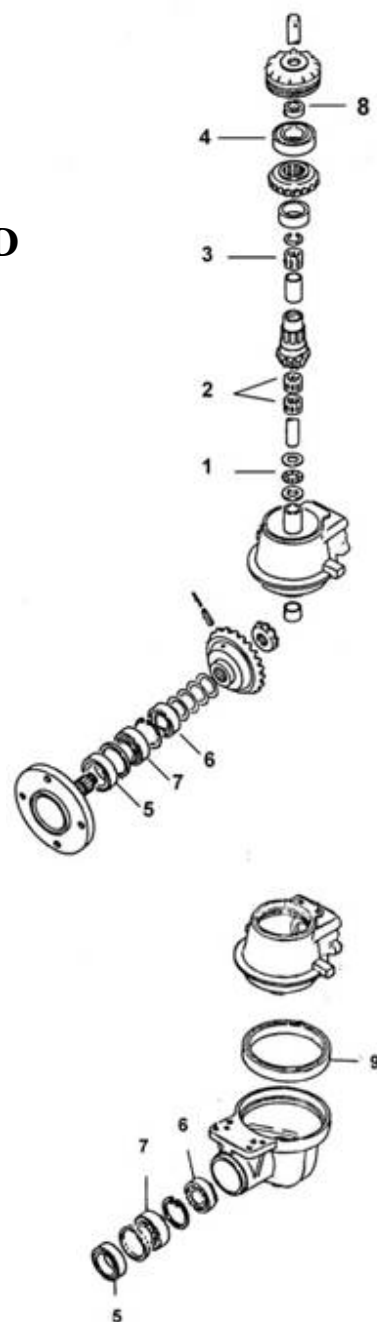


For: 140D, 147D, 187D, 1502D, F15D, F16D, F17D, F18D

- AS-4447** Stub axle seal Repl. 194447-14140 (A)
- AC-4447** Stub axle collar Repl. 194447-14180 (B)
- 6009-2RS** Stub axle bearing Repl. 24101-060094 (C)

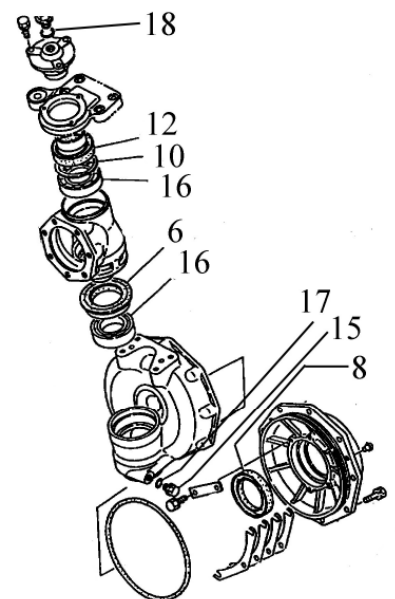
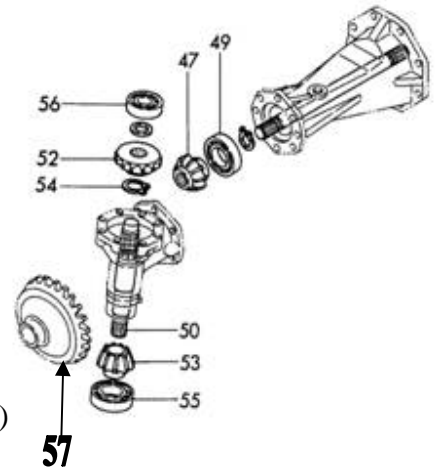
Front axle parts for YM1510D

- NB-4441** Flat needle bearing, lower spindle (1)
Repl. 194441-13900
- NB-1510** Spindle needle bearing – 2 per axle (2)
Repl. 194441-13880
- NB-4440** Spindle needle bearing – 1 per axle (3)
Repl. 194440-25290
- 6207-2RS** Top spindle bearing Repl. 24101-062074 (4)
- 40x62x12TC** Stub axle seal Repl. 1A1040-28810 (5)
- 32006** Outer stub axle bearing & cup (6)
Repl. 24141-320060
- 32007** Inner stub axle bearing & cup (7)
Repl. 24141-320070
- 20x35x7TC** Seal, top spindle Repl. 194441-13760 (8)
- 115x140x15TC** Seal, front axle knuckle Repl. 194301-12550 (9)
- OR-850** O-ring between top cap and lower top case
Repl. 24341-000850



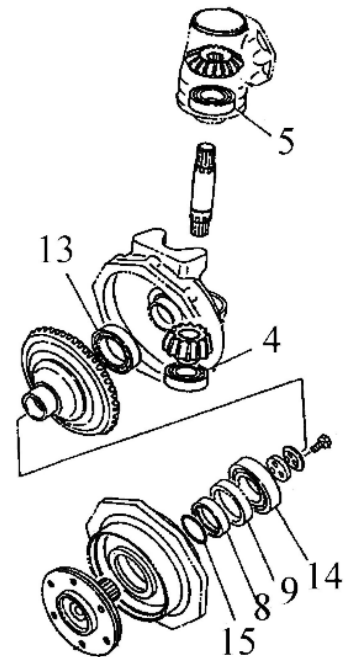
Spindle Gears, Seals, Collars, and Bearings

- SG-3110** Axle gear 330D, 336D, 2610D, 3110D, (47)
3810D Repl. 194321-13521
- 6209-2RS** Bearing for SG-3110 gear (49)
Repl. 24101-062094
- SA-4321** Spindle 330D, 336D, 2610D, 3110D, (50)
3810D Repl. 194321-13850
- SG-4321** Upper spindle gear 330D, 336D, 2610D, (52)
3110D, 3810D Repl. 194321-13881
- SG-1389** Lower spindle gear 330D, 336D, 2610D, (53)
3110D, 3810D Repl. 194321-13891
- SR-34** Snap ring, Front axle spindle 330D, 336D, (54)
2610D, 3110D, 3810D Repl. 22242-000340
- 6209-2RS** Bearing 330D, 336D, 2610D, 3110D, 3810D (55)
Repl. 24101-062094
- 6306-2RS** Bearing 330D, 336D, 2610D, 3110D, 3810D (56)
Repl. 24104-063064
- FDG-4321** Final Drive Gear 336D, 2610D, 3110D (57)
Repl. 194321-14121
- AS-1376** Seal 2620D, 2820D, 3220D, 4220D (6)
Repl. 194328-13760
- AS-1378** Seal, stub axle 2620D, 2820D, 3220D, (8)
4220D, FX335D, FX435D Repl. 194328-13780
- AS-4328** Seal, front knuckle 2620D, 2820D, (12)
3220D, 4220D Repl. 194328-13870
- DP-114** Drain plug Repl. 23491-140002 (15)
- 6011-2RS** Bearing 2620D, 2820D Repl. 24101-60114 (16)
- OR-160** O-ring, drain plug Repl. 24311-000160 (17)
- OR-220** O-ring Repl. 24311-000220 (18)
- Continued on next page**



Continued from previous page

6208-2RS	Bearing, lower spindle 2620D, 2820D, (4) 3220D, 4220D Repl. 24101-062084
6209-2RS	BEARING, UPPER SPINDLE 2620D, 2820D, (5) 3220D, 4220D Repl. 24101-062094
AC-4328	Seal sleeve 2620D, 2820D, 3220D, (8) 4220D Repl. 194328-14131
AS-1378	Seal, stub axle 2620D, 2820D, 3220D, (9) 4220D Repl. 194328-13780
6013-2RS	Bearing 2620D, 2820D, 3220D, 4220D (13) Repl. 24101-060134
NJ-207	Bearing, stub axle 330D, 336D , 2610D, 3110D, (13) 3810D Repl. 24148-002074 (old # 194321-14140) 17 mm thick
NJ-306E	Bearing 336D , 4300D Repl. 194465-14140 (13) 19 mm thick
6212-2RS	Bearing 2620D, 2820D, 3220D, 4220D (14) Repl. 24101-062124
OR-600	O-ring for AC-4328 seal sleeve (15) Repl. 24321-000600



Continued on next page

Continued from previous page

SR-720 Snap ring F22D, FX22D, F24D, FX24D Repl. 22252-000720 (1)

6009-2RS Top spindle brg F22D, FX22D, F24D, FX24D, (4)
F255D, FX255D Repl. 24104-060094

6008-2RS Lower spindle brg F22D, FX22D, F24D, FX24D, (15)
F255D, FX255D Repl. 24101-060084

6305-2RS Lower spindle brg F20D, FX20D, F22D, FX22D, (5)
F24D, FX24D, F255D, FX255D Repl. 24101-063054

SR-900 Snap ring F20D, FX20D, F22D, FX22D, F24D, FX24D, (13)
F215D, FX215D, F255D, FX255D Repl. 22252-000900

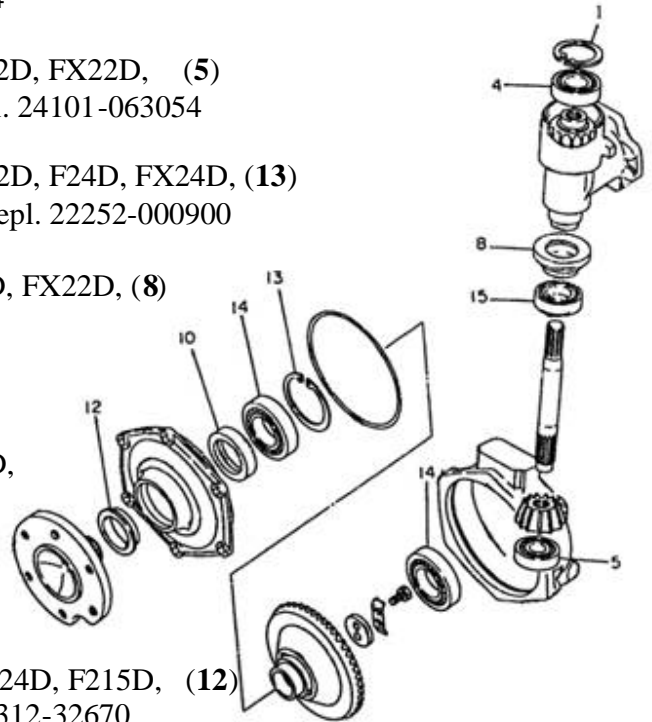
AS-4556 Spindle hsg seal F20D, FX20D, F22D, FX22D, (8)
F24D, FX24D, F215D, FX215D,
F255D, FX255D Repl. 194556-14211

6210-2RS Axle bearing F20D, FX20D, (14)
F22D, FX22D, F24D, FX24D, F255D,
FX255D Repl. 24101-062104

AC-4312 Axle collar F22D, FX22D, F24D, FX24D, F215D, (12)
FX215D, F255D, FX255D Repl. 194312-32670

62x80x12TC Axle seal F20D, FX20D, F22D, FX22D, F24D, (10)
FX24D, F215D, FX215D, F255D, FX255D Repl. 194312-32660

AC-4447 Axle collar 226, F18D, F20D, FX20D, F220D (12)
Repl. 194447-1418



Continued on next page

Continued from previous page

SA-4321 Spindle w/key 330D, 336D, 2610D, 3110D, 3810D (8)
Repl. 194321-13850

SA-1385 Spindle 195D, 240D, 226D, 250D, 276D, 1601D, 1610D, 1702D, (8)
1720D, 1802D, 1810D, 1820D, 2000BD, 2001D, 2002D, 2010D, 2020D,
2202D, 2210BD, 2210D, 2220D, 2301D, 2310D, 2402D, 2420D
Repl. 194311-13850

WK-722 Woodruff key for SA-1385 Repl. 22512-070220

NB-4311 Needle bearing, front axle spindle 220D, 226D, 250D, (3)
276D, 1601D, 1610D, 1820D, 2000D, 2000BD, 2202D,
2210D, 2301D, 2310D, 2402D Repl. 194311-13880

6008-2RS Wheel bearing early 226D Repl. 24101-060084 (9)

6210-2RS Wheel bearing 226D sn 42272 up (9)
Repl. 24101-062104

SR-242 Snap ring 226D, 2002D, 2202D, (7)
2310D, 2402D Repl. 22242-000550

LN-35 Lock nut, front stub axle 226D, 2202D, 2001D, (1)
2210BD, 2301D, 2310D, 2402D, 2610D, 3110D
3810D Repl. 24217-035002 (old # 24211-035002)

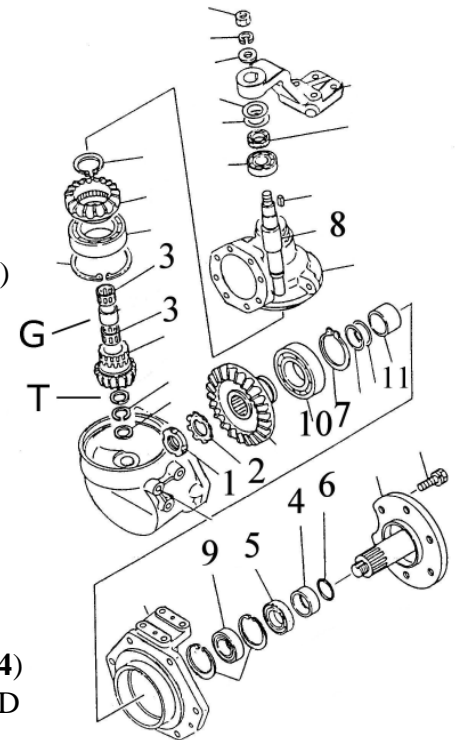
LW-4311 Lock washer, stub axle 226D, 2001D, 2002D, (2)
2202D, 2210D, 2301D, 2310D, 2402D
Repl. 194311-14130

OR-400 O-ring, stub axle 2002D, 2202D, 2310D, (6)
2402D Repl. 24321-000400

SC-4311 Seal collar, frt. axle 195D, 220D, 240D, 250D, (4)
276D, 2000D, 2002D, 2202D, 2210D, 2310D, 2402D
Repl. 194311-14172

SB-4158 Spacer 195D, 1601D, 1610D, 1700D, 1702D, 1720D (G)
Repl. 194158-13890

SB-1391 Spacer 195D, 1601D, 1610D, 1700D, 1702D, 1720D (T)
Repl. 194158-13910

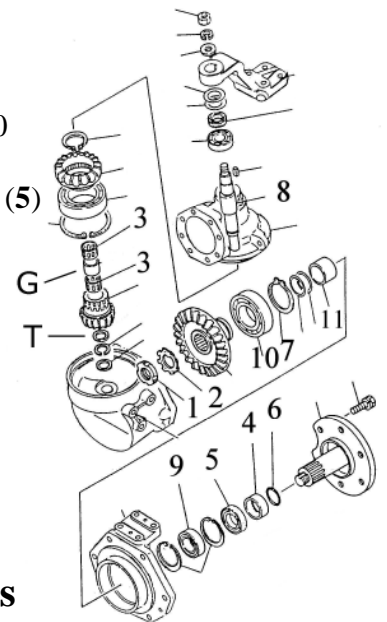


Continued on next page

Continued from previous page

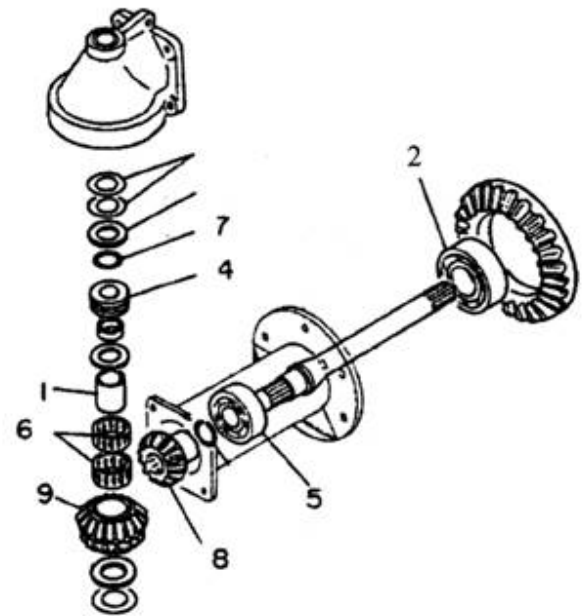
50x68x12.5 seal, front knuckle 226D, 276D, 1802D, 2001D, 2002D, (5)

- 2202D, 2220D, 2301D, 2402D, 2420D Repl. 194313-13790
- 50x68x14.3TCFY** Seal, front knuckle 240D, 2210D Repl. 194311-13790 (5)
- AS-6831** Seal, front axle side, 195D, 1601D, 1610D, 1700D, (5)
1702D, 1720D Repl. 194158-13790
- 6211-2RS** Bearing 226D Repl. 24101-062114 (10)
- SC-4161** Spacer 1802D, 1820D, 2002D, 2020D, 2202D, 2220D,
2310D, 2402D, 2420D Repl. 194311-14161 (11)



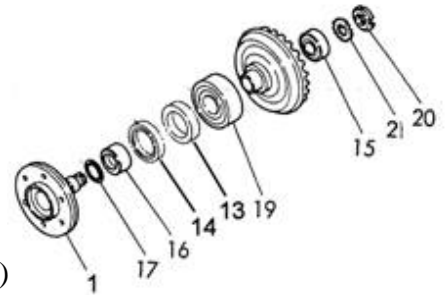
Spindle Gears, Seals, Collars, and Bearings For: YM1300D, YM1301D, and similar models

- S-1300** Spindle 1300D, 1301D Repl. 194210-13901
- SB-1427** Spindle bushing 135D, 155D, 1100D, (1)
1300D, 1301D Repl. 194210-14270
- 6207-2RS** Inner axle bearing 1300D, 1301D (2)
Repl. 24101-62074
- 51105** Top spindle brg 1100D, 1300D, (4)
1301D, 1401D
Repl. 24520-51105 & 194210-14300
- 6305-2RS** Outer axle bearing 1300D, 1301D (5)
Repl. 24104-063054
- NB-4210** Spindle needle brg 1100D, 1300D, (6)
1301D, 1401D Repl. 194210-14260
- OR-220** O-ring Repl. 24311-000220 (7)
- SG-1423** Gear 155D (old style), 1100D, 1300D, 1301D (8)
Repl. 194210-14230
- SG-1943** Gear 155D (new style), 165D, 1401D Repl. 194341-14230 (8)
- SG-4251** Double gear 135D, 1100D, 1300D, 1301D Repl. 194210-14251 (9)
 $18^{\text{teeth}} \times 18^{\text{teeth}}$
- SG-4341** Double gear 155D, 165D, 1401D Repl. 194341-14250 (9)
 $14^{\text{teeth}} \times 28^{\text{teeth}}$




Stub Axles, Seals, Collars, and Bearings

- SA-1411** Stub axle 330D, 336D, 2610D, 3110D, (1)
3810D Repl. 194321-14110
- 65x88x12TC** Seal 330D, 336D, 2610D, (13)
3110D, 3810D Repl. 24423-658812
- 65x88x05TC** Seal 330D, 336D, 2610D, (14)
3110D, 3810D Repl. 24430-658805
- NJ-207** Bearing, stub axle 330D, **336D**, 2610D, 3110D, (15)
3810D Repl. 24148-002074 (old # 194321-14140)
17 mm thick
- NJ-306E** Bearing, stub axle **336D**, 4300D Repl. 194465-14140 (15)
19 mm thick
- SC-4321** Seal collar, wheel axle 330D, 336D, 2610D, 3110D, (16)
3810D Repl. 194321-14170
- OR-450** O-ring 330D, 336D, 2610D, 3110D, 3810D Repl. 24321-000450 (17)
- 6211-2RS** Bearing 330D, 336D, 2610D, 3110D, 3810D Repl. 24101-062114 (19)
- LN-35** Lock nut, front stub axle 330D, 336D, 2000D, 2610D, 3110D, 3810D
Repl. 24217-035002 (old # 24211-035002) (20)
- LW-35** Lock washer 330D, 336D, 2610D, 3110D, 3810D (21)
Repl. 24231-035000



Front Stub Axles and Related Parts



6009-2RS Ball bearing, sealed 1500D (1)
Repl. 24101-060094

SG-1314 Gear, side 1500D Red Repl. 194191-13140 (2)

SG-1356 Gear, side 1500D Green Repl. 194191-13561

SR-25 Snap ring for SG-1314 & SG-1356 (3)
Repl. 22242-000250

6305-2RS Ball bearing Repl. 24101-063054 (4)

FW-1393 Flat washer – LH – 1500D Red (5)
Repl. 194191-13930, 1500D Green Repl. 194191-13750

20x30x7TC Seal, top knuckle 1500D Red (6)
Repl. 24421-203007 & 194191-14360

20x35x7TC Seal, top knuckle 1500D Green (6)
Repl. 24423-203507 (old # 194191-13760)

6204-2RS Ball bearing, sealed Repl. 24101-062044 (7)

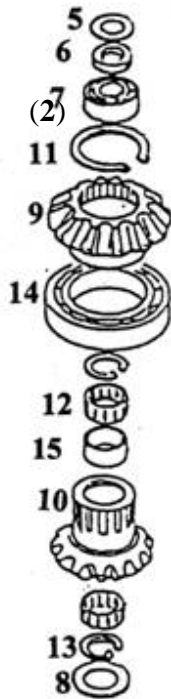
TW-1437 Thrust washer, bottom knuckle – 1500D Red (8)
Repl. 194191-14370

PTOW-2854 Washer 1500D Green Repl. 194191-28540 (8)


SG-1417 Gear, top knuckle – 1500D Red
Repl. 194191-14170 (9)

SG-1418 Gear, lower knuckle – 1500D **RED** (10)
Repl. 194191-14180

SG-1425 Gear, lower knuckle – 1500D **GREEN** (9/10)
(one-piece gear) Repl. 194191-14111



Continued on next page
Continued from previous page



SR-50 Snap ring used with SG-1418
Repl. 22242-000500 (11)

NB-4191 Needle bearing used with SG-1418 (12)
Repl. 194191-14190

NB-1412 Needle brg, spindle 1500D Green (12)
Repl. 194191-14120

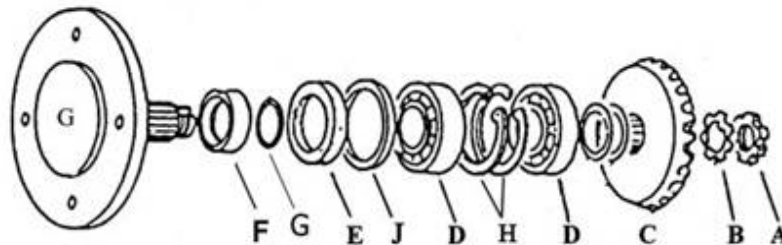
SR-33 Snap ring used with SG-1418 (13)
Repl. 24165-000332 (old # 194191-14560)

6013-2RS Ball bearing 1500D Red or Green (14)
Repl. 24101-060134

SB-1455 Spacer 1500 Repl. 194191-14550 (15)



Front Stub Axles and Related Parts for YM1500D

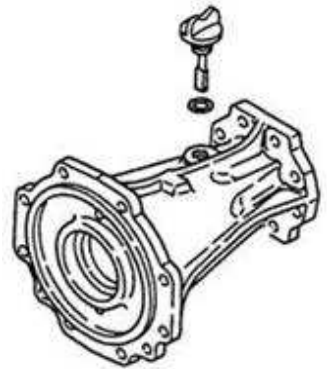


SA-4191	Wheel stub axle 1500D RED Repl. 194191-14580 (K)
SA-1430	Wheel stub axle 1500D GREEN Repl. 194191-14302 (K)
LN-1500	Lock nut, stub axle – 1500D Red or Green (A) Repl. 24211-025002
LW-1500	Lock washer, stub axle 1500D Red Repl. 194191-14640, (B) 1500D Green Repl. 24237-025000 (old # 24231-025000)
SG-1457	Gear, stub axle side gear 1500D RED Repl. 194191-14570 (C)
SG-1421	Gear, stub axle 1500D GREEN Repl. 194191-14211 (C)
30206	Bearing, stub axle –1500D Red or Green (D) Repl. 24141-302060
38x62x9TC	Seal, stub axle 1500D GREEN (E) Repl. 24421-386209 (old # 1941911-14261)
45x62x9TC	Seal, stub axle – 1500D RED Repl. 24423-456209 (E)
SC-1466	Seal collar, stub axle 1500D Red Repl. 194191-14660 (F)
OR-300	O-ring Repl. 24321-000300 (G)
SR-62	Snap ring 1500D Red or Green Repl. 22252-000620 (H)
SR-4191	Spacer ring 1500D Red or Green Repl. 194191-14280 (J)

Front Axle Dipstick

DS-4313 Front axle dipstick F24D, FX24D, FX235D, 226D, YMG1800D, YMG2000D, 2001D, 2202D, 2220D, 2301D, 2310D, 2402D, 2420D, 2620D, 2820D, 3110D
Repl 194313-13630 (old # 194321-13630)

OR-220 O-ring for DS-4313 dipstick
Repl. 24311-000220



Tires - Front & Rear

CHECK TIRE SIZES BEFORE ORDERING

4.00x12 Tri-rib front tire 1500, 1510, 1600, 1601, 1610, 1700, 1720, 1810, 1802, 1820, 2002, F18, F20, F22

4.00x15 Tri-rib front tire 2000, 2001, 2010, 2020, 2202, 2220, 2210, 2301, 2310, 2402, 2420

400/500-15 Tube Tube with TR13 valve

5.00x15 Tri-rib front tire 2500, 2610, 2620, F24

5.50x16 Tri-rib front tire 3110, 3810

550/600-16 Tube Tube with TR15 valve

5-12 R1 Tire for 140D, 147D, 155D, 1401D, 1510D

5-14 R1 Tire for 195D, 1500D, 1610D, 1702D, 1802D

6-14 R1 Tire for F20D, 240D, 2002D, 2020D

7-16 R1 Tire for 336D, 2610D, 3110D, 3810D, F24D, FX24D

8-16 R1 Tire for 1300, 1301, 1401

8.3x22 R1 Tire for 1500, 1720

8.3/9.5-22 Tube Tube with TR218A valve

9.5x22 R1 Tire for F20

9.5x24 R1 Tire for 2000, 2202, 2220, 2210, F22

9.5x24 Tube Tube with TR218A valve

11.2x24 R1 Tire for 2301, 2310, 2402, 2420, 2500, 2610, F24

11.2/12.4-24 Tube Tube with TR218A valve


12.4x28 R1 Tire

11.2/12.4 -28 Tube Tube with TR218A valve

13.6x26 R1 Tire

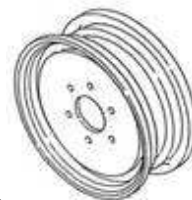
13.6/14.9-24/26 Tube Tube with TR218A valve

14.9x24 R1 Tire



Front wheels

FW-4210	Rim, 4 x 12 (4 bolt) 155D, 165D, 1300D, 1301D, 1401D Repl. 194210-12850
FW-1500	Rim, 4 x 14 (4 bolt) 1500D Repl. 194191-14701
FW-4279	Rim, 5 x 16 (6 bolt) 330D, 336D, 2610D, 3110D, 3810D Repl. 194321-14700
FW-4279	Rim, 5 x 16 (6 bolt) 276D, 2620D, 2820D, 3220D, 4300D, F24D, FX24D, FX26D, FX28D, F255D, FX255D, F265D, FX265D Repl. 194279-14700
FW-4100	Rim, 3 x 12 front (4 bolt) 140, 147, 180, 195, 1500, 1502, 1510, 1600, 1601, 1602, 1610, 1700, 1702, 1720, YMG1800, 1802, 1810, 1900, YMG2000, 2002, F16, F17, FX17, F18, FX18, F20, FX20 Repl. 194100-12911
FW-4134	Rim, 3 x 15 front (4 bolt) 2010, 2210, 2220, 2310, 2420, 2610, 2620, 2820, F22, FX26, F255, FX255, F265, FX265 Repl. 194134-12910; 240, 273, 2000, 2200, 2500, 2700 Repl. 194080-12912-Q
FW-4145	Rim, 4 x 16 front (6 bolt) 330, 336, 3000, 3110, 3220, 3810, 4220, 4300, FX28, FX32, FX42, FX285, FX305, FX335, FX435 Repl. 194145-12900
FW-4158	Rim, 4 x 14 front (4 bolt) 195D, 1601D, 1610D, 1700D, 1702D, 1720D, F16D Repl. 194158-14700-Q
FW-8351	Rim, 5 x 14 front (6 bolt) 220D, 226D, 240D, 250D, 276D, 1802D, 1810D, 2000D, 2002D, 2010D, 2020D, 2200, 2202D, 2210D, 2220D, 2310D, 2402D, 2420D Repl. 198351-14700 (old # 194311-14700-Q)
FW-4447	Rim, 5 x 12 (4 bolt) 180D, 186D, 187D Repl. 194447-14710-Q
FW-4362	Rim, 5 x 14 (6 bolt) 226D, 2000D, 2202D, 2220D, 2402D, 2420D, F20D, FX20D, F215D, FX215D Repl. 194362-14700 YMG1800D, 1802D, 1820D, YMG2000D Repl. 194431-14700
FW-4275	Rim, 3 x 15 (6 bolt) 220, 226, 250, 276 (2 wd) Repl. 194275-12910-Q



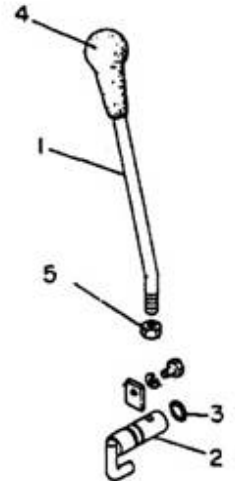
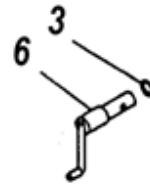
Group 4

Transmission & PTO



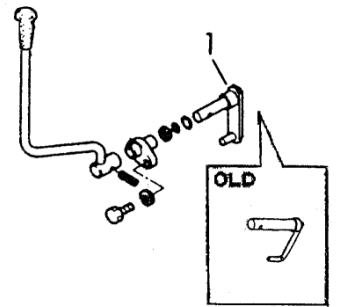
Hi-Lo Shift Levers

- SL-2751** Shift lever rod 240, 1700, 2000 Repl. 194150-27510 (1)
- SL-4150** Hi-Lo shift lever 195, 240, 1700, 2000 Repl. 194150-27530 (2)
- OR-160** O-ring for SL-4130 & SL-4150 Hi-Lo shift lever (3)
Repl. 24311-000160
- SK-855** Shift lever knob 1500, 1700, 2000 (4)
Repl. 194990-85561
- M12NUT** Shift lever rod nut (5)
- SL-4130** Hi-Lo shift lever 2200, 2500, 3000 Repl. 194130-27530 (6)



PTO Speed Shift Arm

- SL-4370** PTO speed shift arm 330, 2500, 3000 Repl. 194370-27830
(Old # 194145-27830)

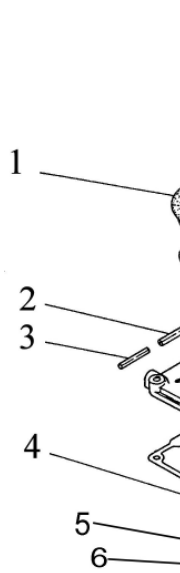


Transmission Bearings

- 5305-2RS** Bearing, sealed 2500 transmission Repl. 24512-053054
(old # 194200-25581 & 194080-08140)
- 5306-2RS** Bearing, sealed 330, 3000 transmission Repl. 24512-053064
(old # 194145-24380)



Transmission Shifter Repair Parts

SB-4065	Shifter boot 195, 240, 1300, 1500, 1502, 1600, (1) 1700, YMG1800, 1802, 1900, 2000, YMG2000, 2002, 2310, 2500, 2620, 2820, 3000, 3110, 3810, 4500 Repl. 194065-27360 (old# 194080-27252)	
RP-640	Roll pin, outer YMG1800, 1802, YMG2000, (2) 2002, 2202, 2210, 2310, 2402, 2610, 2620, 2820, 3110, 3810, F24 Repl. 22351-060040	
RP-40	Roll pin, inner YMG1800, 1802, YMG2000, (3) 2002, 2202, 2210, 2310, 2402, 2610, 2620, 2820, 3110, 3810, F24 Repl. 22351-035040 (old # 194310-27240)	
RP-50	Roll pin, trans shifter 195, 240, 1500, 1502, (2) 1600, 1700, 1900, 2000, 2500, 3000 Repl. 22351-050040 (old # 22352-050040)	
TSS-4422	Trans. shifter spring 220, 250, 276, 1601, 1702, 1720, (4) YMG1800, 1802, YMG2000, 2001, 2002, 2202, 2301, 2402, F20, F22, F24 Repl. 194422-27230	
TW-500	Washer, trans. spring 1502, 1600, 1601, YMG1800, 1802, 1900, (5) YMG2000, 2001, 2002, 2210, 2301, 2610, 2620, 2820, 3110, 3220, 3810, 4220, 4300, 4500 Repl. 194500-27150 (old # 194080-27190) 1500, 1700, 2000 Repl. 194190-27190	
TSS-4310	Trans shifter spring 2210, 2610, 3110, 3810, 4500 Repl. 194310-27220 (4)	
TSS-2717	Transmission shifter spring 195, 240, 330, 336, 1500, (4) 1502, 1600, 1700, 1900, 2000, 2500, 2620, 2820, 3000, 3220, 4220, 4300 Repl. 194080-27172 1100, 1300, 1301, 1401 Repl. 194200-27160	
EC-100	E-clip 1502, 1601, 1802, 2001, 2002, 2301, 2610, (6) 2620, 2820, 3220, 3810, 4220, 4300 Repl. 22272-000100	
SR-120	Snap ring 1100, 1300, 1301, 1401, 1500, 1600, 1700, YMG1800, (6) 1900, 2000, YMG2000, 2210, 3110, 4500 Repl. 22242-000120	

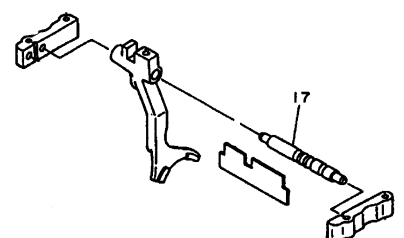
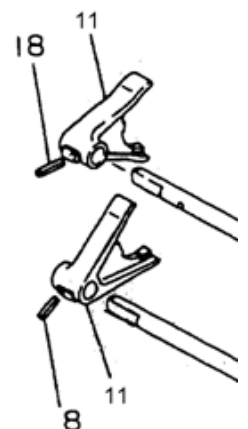
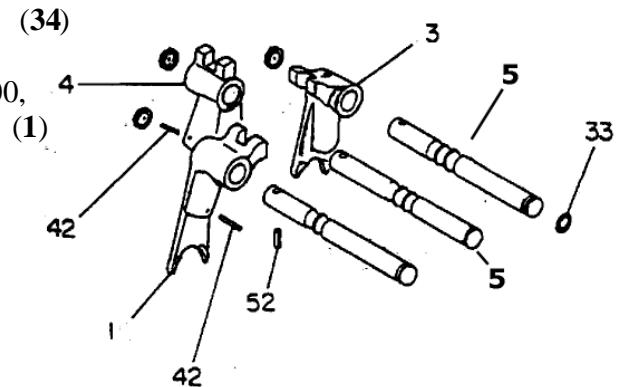
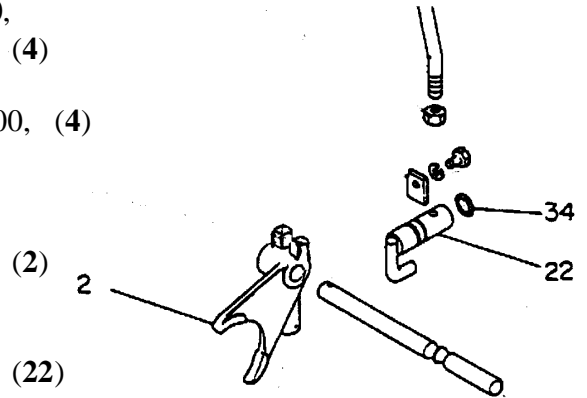
Shift Lever Guide

SLG-4150	Shift lever guide 195, 240, 1600, 1700, 1900, 2000 Repl. 194150-27260
-----------------	--



Shift Forks, Transmission and PTO

- SF-12** Shift fork, 1 - 2 for 195, 240, 1600, 1700, 1900, 2000 Repl. 194150-27310 (3)
- SF-35** Shift fork, 3 - 5 for 195, 240, 1600, 1700, 1900, 2000 Repl. 194150-27320 (4)
- SF-13** Shift fork, 1 - 3 for 330, 2200, 2500, 2700, 3000 Repl. 194130-27310 (4)
- SF-4150** Fork, Hi-Lo shift 195, 240, 1600, 1700, 1900, 2000 Repl. 194150-27610 (2)
- SL-4150** Hi-Lo shift lever 195, 240, 1700, 2000 1900, 2000 Repl. 194150-27530 (22)
- OR-160** O-ring for Hi-Lo shift lever Repl. 24311-000160 (34)
- SF-2733** Reverse shift fork 195, 240, 1600, 1700, 1900, 2000 Repl. 194150-27330 (1)
- OR-110** O-ring Repl. 24311-000110 (33)
- RP-320** Roll pin Repl. 22351-030020 (42)
- RP-412** Roll pin Repl. 22351-040012 (52)
- SR-4145** Shift rail for 1-3 & 2-4, 330, 2500, 3000 Repl. 194145-27210 (5)
- SF-4555** PTO shift fork F20, FX20, F22, FX22, F24, FX24, FX26 (11)
FX28, FX32, FX42, F215, FX215, F235, FX235, F255, FX255, FX285, FX305, FX335, FX435
Repl. 194555-27740
- RP-625** Roll pin Repl. 22351-060025 (8)
- SR-4330** Shift rail C-1-2 for 2610, 3110, 3810 Repl. 1964330-27520 (old 194320-27520) (17)



Continued on next page

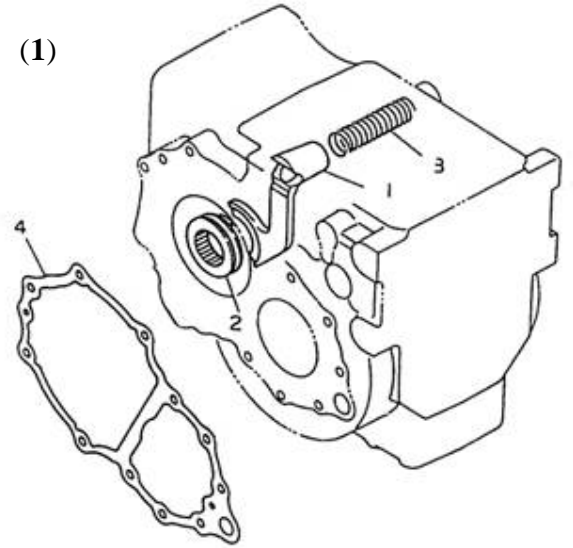
Continued from previous page

SF-4430 Shifter fork YMG1800, 1802, 1810, 1820, (1)
YMG2000, 2002 Repl. 194430-33140

DL-4361 Differential lock (2)
YMG1800, 1802, 1810, 1820,
YMG2000, 2002 Repl. 194361-33100

DLS-4150 Differential lock return spring 1700, (3)
YMG1800, 1802, 1810, 1820, 2000,
YMG2000, 2002 Repl. 194150-33150

RAHG-4420 Rear axle housing gasket 226, 1610 (4)
YMG1800, 1810, YMG2000
Repl. 194420-32620

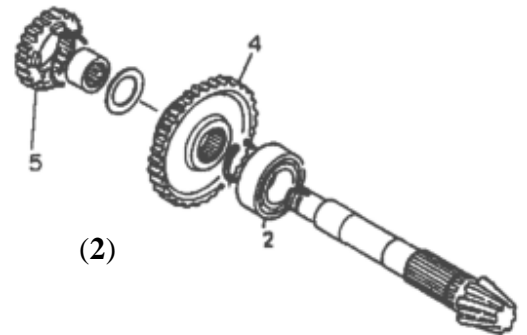


Hi-Lo Gears

5206-2RS Bearing, trans. output shaft 1500, 1700, 2000 (2)
Repl. 194150-31460 & 24512-052064

TG-2551 Hi-Lo gear 240, 1700, 2000 Repl. 194150-25514 (51 teeth) (4)

TG-2585 Hi-Lo gear 240, 1700, 2000 Repl. 194150-25852 (OD-28 teeth) (5)



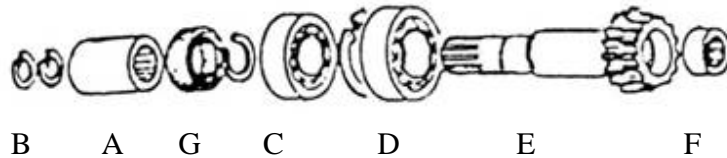
PTO GEAR

SC-2618 Splined shaft connector w/snap ring 1600, 1700, 1900, (2)
2000 Repl. 194190-26180

PTOG-4150 PTO gear 1600, 1700, 1900, 2000 (3)
Repl. 194150-26211

6304-2RS Bearing 1600, 1700, 1900, 2000
Repl. 24101-063044

Transmission Parts



SC-2618	Splined shaft connector w/snap ring 195, 226, 240, 1500, 1600, 1601, 1700, 1900, 2000, 2001, 2010, 2202, 2210, 2220, 2301, 2310, 2402, 2420, 4300, F17, FX17, F18, FX18 Repl. 194190-26180 (Old # 194150-25220 & 194310-25100)	(A)
SC-2522	Splined shaft connector w/snap ring 336, 2200, 2500, 2700, 2610, 2620, 2820, 3000, 3110, 3220, 3810, 4220 Repl. 194110-25220 (L = 38mm)	(A)
SC-4300	Splined shaft connector w/snap ring 186, 187, 220, 250, 1510, 1610, 1702, 1720, YMG1800, 1802, 1810, 1820, YMG2000, 2002 Repl. 794300-25100 (old # 194300-25100)	(A)
SR-17	Snap ring for SC-2618 Repl. 22252-000170	(B)
20x35x7TC	Seal Repl. 194150-27810	(G)
6204-2RS	Ball bearing, sealed Repl. 24101-62044	(C)
6205-2RS	Ball bearing, sealed Repl. 24101-062054	(D)
TS-261	Input shaft, transmission 1500 w/bearing Repl. 194190-26101	(E)
NB-4190	Needle bearing for TS-261, Repl. 194190-26170	(F)
SC-4110	Splined coupler 330 Repl. 794110-25220	(A)
SC-4640	Splined coupler FX26, FX28, FX32, FX32D, F37D, FX42, FX42D, F46D, FX285, FX305 Repl. 194640-26130	(A)
SC-4555	Splined coupler F20, FX20, F24, FX24, FX26D, FX28D, FX32D FX42D Repl. 194555-26520	(A)

PTOW-4190 Thrust spacer 1702, 1720, 1802, (3)
1810, 2002 Repl. 194190-26840

TG-4430 Gear YMG1800, 1802, 1810, 1820, YMG2000, (5)
2002 Repl. 194430-25171 (teeth 15 / 26 / 44)

SG-3615 Gear (15-36) teeth 1610, 1610D (6)
Repl. 194420-25180

6004-2RS Ball bearing 1702, 1720, YMG1800, 1810, (9)
YMG2000 Repl. 24101-060044

6204-2RS Ball bearing 1610, 1702, 1720, YMG1800, (27)
1802, 1810, YMG2000, 2002 Repl. 24101-062044

6205-2RS Ball bearing 1610, 1702, 1720, YMG1800, (28)
1802, YMG2000, 2002 Repl. 24101-062054

TG-2575 Gear 1702, 1720, YMG1800, 1802, 1810, (29)
YMG2000, 2002 Repl. 194430-25751 (teeth 10 / 26)

SG-2610 Gear 1610, 1610D Repl. 194420-25750 (29)
(Teeth 10/26)

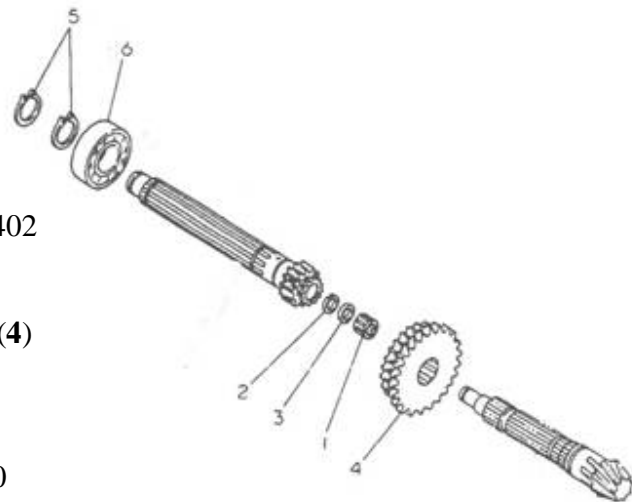
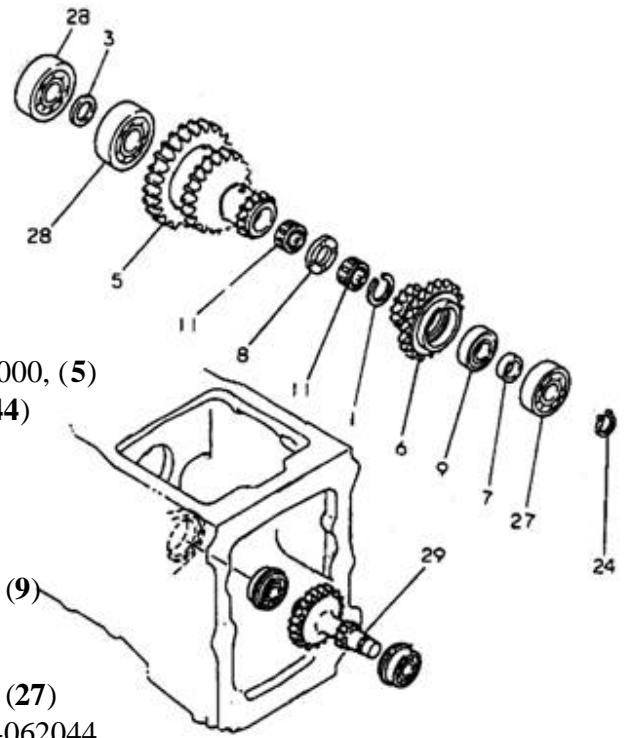
NB-2583 Needle bearing 1702, 1720, YMG1800, (1)
1802, 1810, YMG2000, 2002, 2202, 2210, 2402
Repl. 194310-25830

TG-2739 Gear (27-39 teeth) YMG1800, 1802, 1810, (4)
1820, YMG2000, 2002 Repl. 194430-25960

RG-2596 Gear, 2nd & 3rd reduction – 1601, 1610, (4)
1702, 1720 (27-39 teeth) Repl 194420-25960

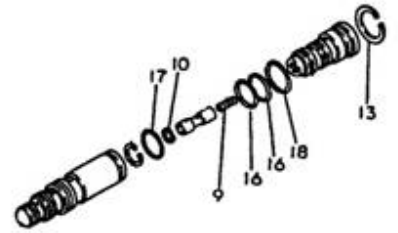
SR-40 Snap ring YMG1800, 1802, YMG2000, 2002 (5)
Repl. 22242-000400

6008-2RS Ball bearing Repl. 24101-060084 (6)



Transmission Relief Valve Spring

RVS-4555 Trans relief valve spring FX20, FX22, FX24 (9)
Repl. 194555-24670



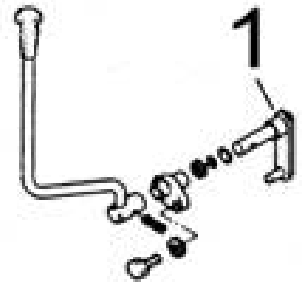
PTO Pinion Shaft Bearing

5305-2RS Bearing, PTO pinion shaft 330, 336, 2500, 2610, 3000, 3110
Repl. 24512-053054 (old # 194080-08140)

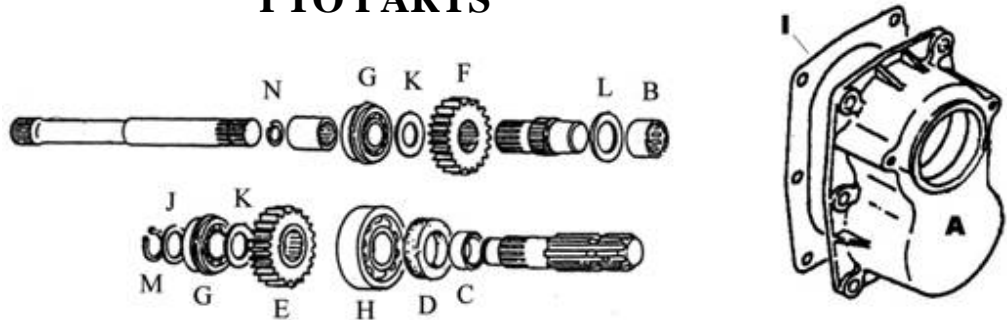


PTO Shifter Parts

SL-4730 PTO speed shift arm 330, 2500, 3000 (1)
Repl. 194370-27830 (old # 194145-27830)



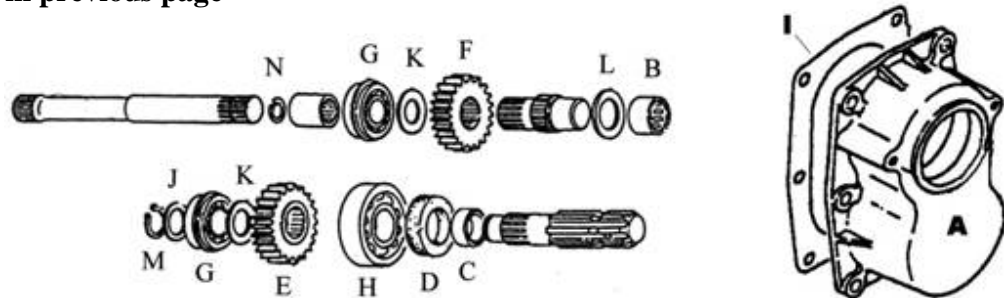
PTO PARTS



- | | | |
|-------------------|--|-----|
| PT-1500 | PTO cover w/ needle bearing (NB-4162) for YM 1500 Repl. 194190-25361 | (A) |
| NB-4162 | Needle bearing for PT-1500 Repl. 24162-253320 & 194190-25430 | (B) |
| SC-1500 | PTO shaft collar (collar that seal rides on) 186, 226, 1500, 1502, 1601, 1602, 1610, F16, FX17, F18, FX18, F165D Repl. 195040-13320 | (C) |
| 38x58x11TC | PTO seal – YM 1500 Repl. 194151-39360 | (D) |
| PG-2676 | PTO gear – 21 tooth (Lower) 1500 Repl. 194190-26761 | (F) |
| PG-2682 | PTO gear – 22 tooth (Upper) 1500 Repl. 194190-26821 | (E) |
| 6205-2RSNR | Ball bearing, sealed 1500 Repl. 792010-99570 | (G) |
| 6206-2RSNR | Ball bearing, sealed w/snap ring 2210 PTO Repl. 24121-062064 | (G) |
| 6206-2RS | Ball bearing, sealed 226, 1300, F17 Repl. 24101-062064 | (H) |
| 6306-2RS | Ball bearing, sealed 1500 Repl. 24101-063064 | (H) |
| SC-4130 | PTO shaft collar (collar that seal rides on) 330, YMG1800, 1802, 1810, 1820, YMG2000, 2002, 2020, 2202, 2220, 2310, 2402, 2420, 2500, 2610, 2620, 2700, 2820, 3000, 3110, 4300, 4500, F24, FX24, FX26, FX28 Repl. 194130-33452 | (C) |
| 42x60x9TC | PTO seal 330, YMG1800, 1802, 1810, 1820, YMG2000, 2001, 2002, 2010, 2020, 2200, 2202, 2220, 2301, 2310, 2402, 2420, 2500, 2610, 2620, 2700, 2820, 3000, 3110, 3220, 4220, 4300, 4500, F20, F22, F24, FX24, FX26, FX28 Repl. 194130-26350 | (D) |
| 35x55x11TC | PTO seal 195, 240, 1600, 1700, 1900, 2000, 2210, 2210B Repl. 24421-355511 | (D) |

Continued next page

Continued from previous page



40x62x8TC PTO seal 135, 155, 165, 169, 1100, 1300, 1301, 1401, F14, F15, (D)
FF145D, FF155D Repl. 24421-406208 (old # 195140-13660)

38x58x11TC PTO seal – **YM1500** Repl. 194151-39360 (D)

38x55x8TC PTO seal 186, 226, 1601, 1610, 1720
Repl. 24421-385508 (Old # 194990-52600) (D)

40x55x8TC PTO seal 1110, 1510 Repl. 24421-40550 (D)

38x50x8TC PTO seal 187, 1602, F16, F17, F18, F165D Repl. 194197-24370 (D)

PTOG-4190 Gasket for PTO cover fits YM1500 Repl. 194190-25370 (I)

PTOW-4190 Spacer washer 1500 Repl. 194190-26840 (J)

PTOW-2637 PTO washer 1500 Repl. 194190-26730 (K)

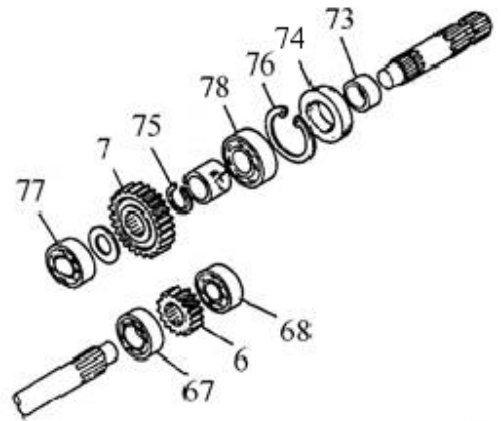
PTOW-2854 PTO spacer 1500 Repl. 194191-28540 (L)

SR-25 Snap ring Repl. 22242-000250 (M)

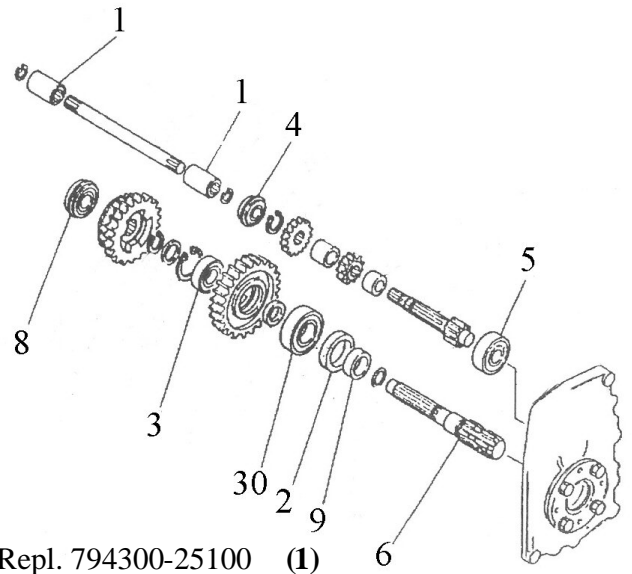
SR-22 Snap ring Repl. 22252-000220 (N)

PTO Parts for YM1300

PTOG-14	Gear, PTO lower 1300 Repl. 194200-26390 (6)
PTOG-25	Gear, PTO upper 1300 Repl. 194200-26420 (7)
6205-2RS	Bearing Repl. 24101-062054 (67)
6304-2RS	Bearing Repl. 24101-063044 (68)
40x62x8TC	Seal, PTO 1300 Repl. 194140-13660 (74)
SR-30	Snap ring Repl. 22242-000300 (75)
SR-62	Snap ring Repl. 22252-000620 (76)
6205-2RS	Bearing Repl. 24101-062054 (77)
6206-2RS	Bearing Repl. 24101-062064 (78)



PTO Parts for YM1110 & YM1510

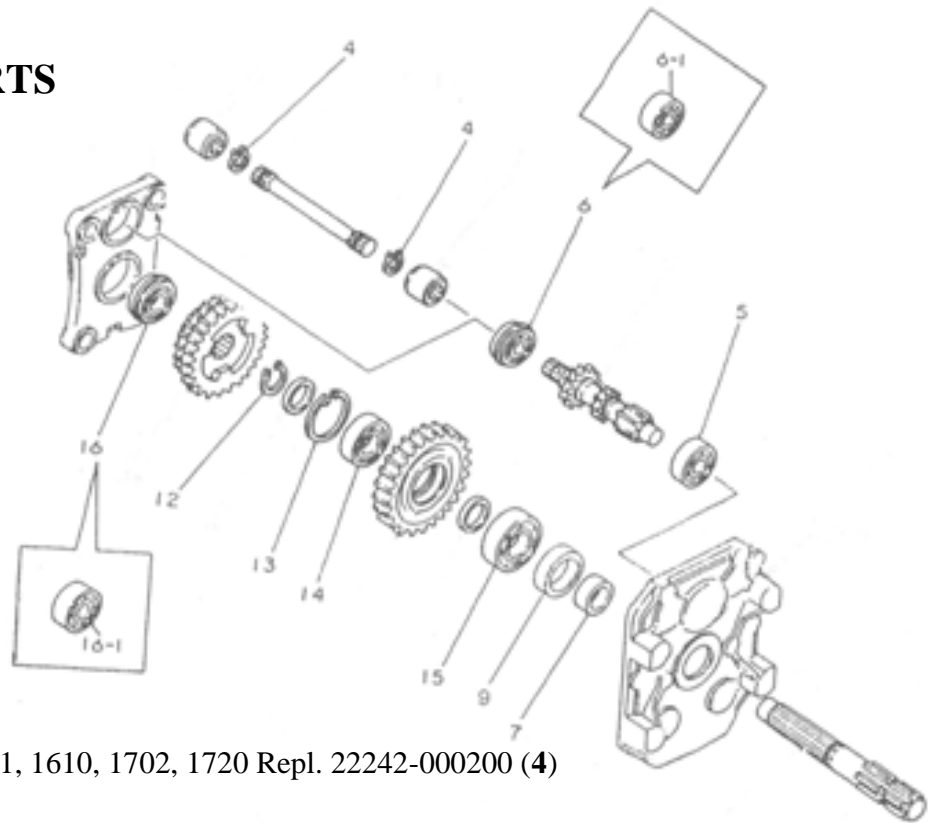


SC-4300	Coupler (15 spl) Repl. 794300-25100 (1)
40x55x8TC	PTO seal Repl. 24421-405508 (2)
6005-2RS	Ball bearing, sealed Repl. 24101-060054 (3)
6203-NR	Not supplied at this time (4)
6304-2RS	Ball bearing, sealed Repl. 24104-063044 (5)
PTO-1510	PTO shaft Repl. 194300-26311 (6)
6204-2RSNR	Ball bearing, sealed w/snap ring (8)
SC-1510	Seal collar Repl. 194300-26390 (9)
6206-2RS	Ball bearing, sealed Repl. 24101-062064 (30)

PTO parts for YM 2610, 3110

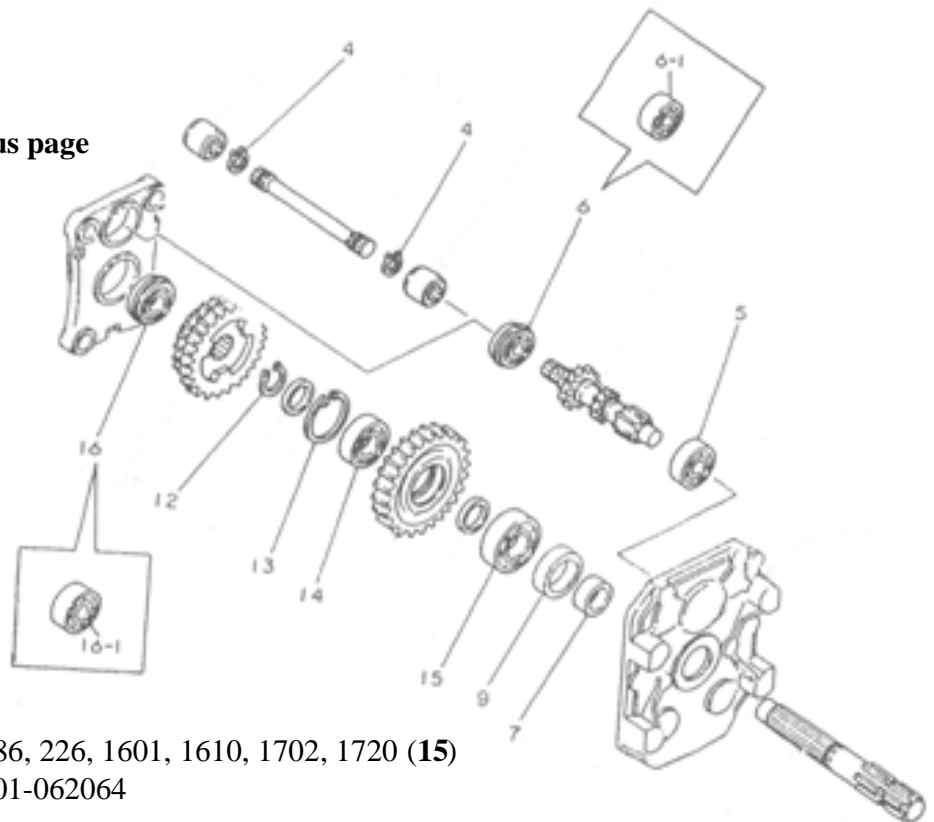
42x60x9TC	PTO seal Repl. 194130-26350 (2)
PTO-4320	PTO shaft Repl. 194320-26310 (6)
SC-4130	Seal collar Repl. 194130-33452 (9)

PTO PARTS



- SR-20** Snap ring 1601, 1610, 1702, 1720 Repl. 22242-000200 **(4)**
- 6304-2RS** Bearing 186, 187, 1601, 1602, 1610, 1702, 1720 Repl. 24101-063044 **(5)**
Bearing 226 Repl. 194361-26120 **(5)**
- 6203-2RS** Bearing 186, 187, 1602 Repl 24101-62034 **(6-1)**
- 6204-2RSNR** Bearing w/**snap ring** 1601, 1610 **(6)**
Repl. 24121-062044
- 6204-2RS** Bearing 226, 1601, 1610 Repl. 24101-062044 **(6-1)**
- SC-1500** Collar, PTO seal 186, 226, 1601, 1602, 1610, 1702, **(7)**
1720 Repl. 195040-13320
- 38x50x8TC** PTO seal 187, 1602 Repl. 194197-24370 **(9)**
- 38x55x8TC** PTO seal 186, 226, 1601, 1610, 1702, 1720 **(9)**
Repl. 24421-385508 (Old # 194990-52600)
- SR-29** Snap ring 186, 226, 1601, 1602, 1610 Repl. 22242-000290 **(12)**
- SR-550** Snap ring 186, 226, 1601, 1610 Repl. 22252-000550 **(13)**
- 6006-2RS** Bearing 186, 226, 1601, 1610 Repl. 24101-060064 **(14)**
- Continued on next page**

Continued from previous page



6206-2RS Bearing 186, 226, 1601, 1610, 1702, 1720 **(15)**
Repl. 24101-062064

6204-2RSNR Bearing w/**snap ring** 186 Repl. 24121-062044 **(16)**

6204-2RS Bearing 186, 1602 Repl. 24101-062044 **(16-1)**

6205-2RSNR Bearing w/**snap ring** 1601, 1610 **(16)**

6205-2RS Bearing 226, 1601, 1610 Repl. 24101-062054 **(16-1)**

6304-2RS Bearing 1702, 1720 Repl. 24101-063044 **(16)**

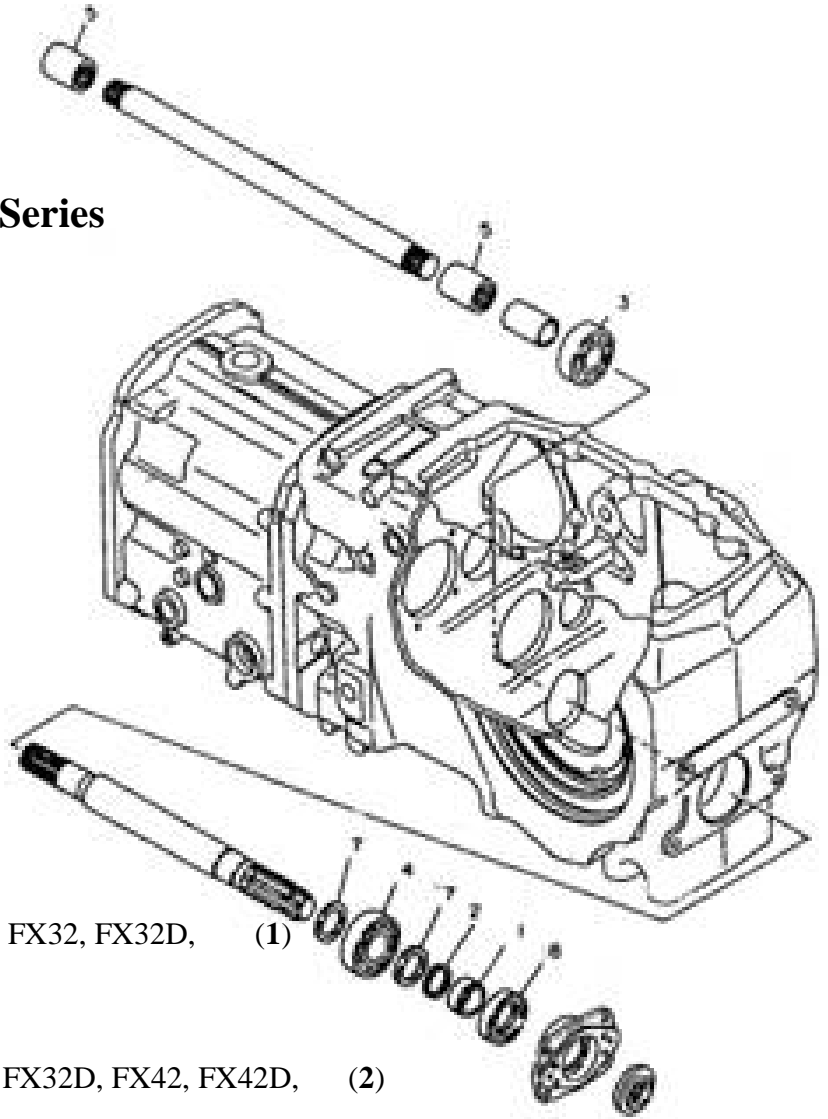
PTO Shaft & parts

PTO-4320 PTO shaft 2610, 3110 Repl. 194320-26310

SC-4130 Collar, seal 2610, 3110 Repl. 194130-33452

42x60x9TC Seal 2610, 3110 Repl. 194130-26350

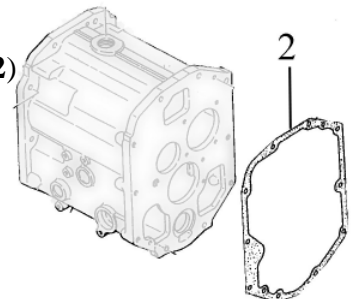
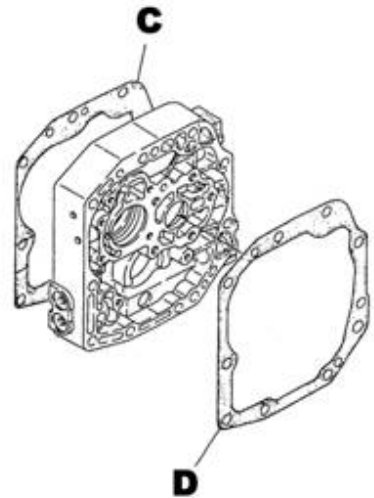
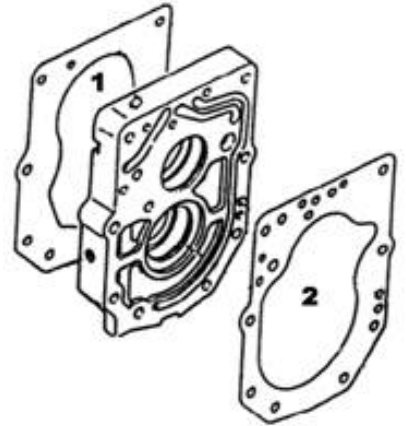
PTO Parts for F-Series



- | | | |
|--------------------|--|-----|
| SC-4130 | Seal collar FX26, FX28, FX32, FX32D, FX42, FX42D
Repl. 194130-33452 | (1) |
| SR-34 | Snap ring for brg FX32, FX32D, FX42, FX42D, FX335, FX435
Repl. 22242-000340 | (2) |
| 6206-2RS | Bearing FX32, FX32D, FX42, FX42D, FX335, FX435
Repl. 24101-062064 | (3) |
| 6207-2RS | Bearing, PTO FX32, FX32D, FX42, FX42D, FX335, FX435
Repl. 24101-062074 | (4) |
| PTOW-4640 | Spacer washer FX32, FX32D, FX42, FX42D, FX335, FX435
Repl. 194640-26330 | (7) |
| 42x60x9TC | PTO seal early FX26, FX28, FX32, FX32D, FX42, FX42D
Repl. 194130-26350 | (8) |
| 35x60x19QLF | PTO Seal late FX26, FX28, FX335, FX435
Repl. 194370-26350 | (8) |

Transmission and PTO Gaskets

TG-2432	Transmission gasket 336, 2610, 3110, (1) 3810 Repl. 194320-24320	
TG-2433	Transmission gasket 336, 2610, 2620, 2820, (2) 3110, 3220, 3810, 4220 Repl. 194320-24330	
TG-4170	Transmission gasket 276, 2020, 2220, 2420 (2) Repl. 194170-24180	
TG-2418	Transmission gasket 226, 1610, 1720, 1810, (2) 1820 Repl. 194420-24180	
TG-2417	Transmission gasket 226, 1610, 1720, 1810, (1) 1820 Repl. 194420-24170	
TG-4312	Transmission gasket 2010, 2310 Repl. 194312-24180 (2)	
TG-4310	Bell housing to trans block 2210, 2310 Repl. 194310-24180 (1)	
TG-2112	Transmission gasket 2210 Repl. 194310-21120 (2)	
TG-1945	Transmission gasket FX20, FX22, FX24, (C) FX235, FX255 Repl. 194555-24170	
TG-4321	Transmission gasket FX26, FX28, FX32, FX42, (C) FX335, FX435 Repl. 194640-24321	
TG-4555	Transmission gasket FX20, FX22, FX24, (D) FX235, FX255 Repl. 194555-24180 F20, F22, F24, F235, F255 Repl. 194605-24120	
TG-4640	Transmission gasket FX26, FX28, FX32, FX42, (D) FX335, FX435 Repl. 194640-24331	
TG-4120	Gasket, rear trans housing FX26, FX28, FX32, FX42, (2) FX335D, FX435D Repl. 194640-24120	



Continued on next page

Continued from previous page

PSG-2451 Power shift cover (regulator) gasket 1510, 1610,
1702, 1720, 1810, 2010, 2310
Repl. 194300-24511

TCG-4310 Power shift cover (regulator) gasket 336,
2210, 2610, 2620, 2820, 3110, 3220, 3810,
4220 Repl. 194310-24510

22x35x8TC Seal, power shift pump 1510, 1610, 1810
Repl. 24423-223508 (old # 194262-15140)

25x42x8TC Seal, power shift pump 2010, 2210
Repl. 24423-254208 (old # 194310-25060)

30x47x8TC Seal, power shift pump 2610, 3220, 4220
Repl. 194320-24480

PSPG-2441 Power shift pump gasket 2020, 2220, 2310,
2420 Repl. 194312-24410

TG-2441 Power shift pump gasket 226, 1610, 1720, 1810,
1820, Repl. 194420-24410

PSPG-2483 Power shift pump gasket 276, 2020, 2220, 2310,
2420 Repl. 194312-24830

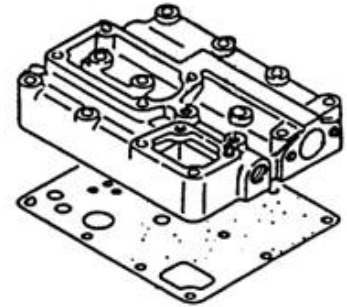
TG-2483 Power shift pump gasket 226, 1610, 1720,
1810, 1820 Repl. 194420-24830

PSPG-2210 Power shift pump gasket 2210
Repl. 194310-24410

PSPG-4310 Power shift pump gasket 2210
Repl. 194310-24830

PSPG-4320 Power shift pump gasket 336, 2610, 3810
Repl. 194320-24430

PSPG-2610 Power shift pump gasket 336, 2610, 3810
Repl. 194310-24830

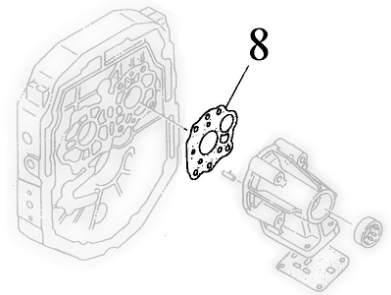


Continued on next page

Continued from previous page

PSPG-2442 Gasket, internal pump FX26, FX28, FX32, FX42 (6)
Repl. 194640-24420

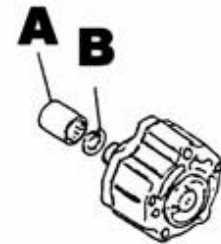
PSPG-4640 Gasket, power shift valve FX26, FX28, FX32, FX42 (8)
Repl. 194640-24820



SC-2618 Coupler, power shift pump 2210, 2310 (A)
Repl. 194190-26180 (Old 194310-25100 & 194150-25220)

SR-17 Snap ring for SC-2618 Repl. 22252-000170 (B)

SC-2522 Coupler, power shift pump 2610, 2620, 2820, (A)
3220, 3810, 4220 Repl. 194110-25220 (L=38mm)

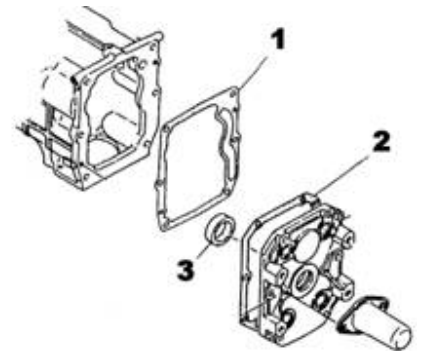


SC-4300 Coupler, power shift pump 186, 226, 1110, (A)
1510, 1610, 1810 Repl. 194300-25100

TG-2412 Trans. Gasket 220, 226, 250, 1601, 1610, (1)
1802, 2002 Repl. 194420-24120

PTOG-2436 PTO cover plate gasket 1601, 1610, (2)
YMG1800, 1802, YMG2000, 2002
Repl. 194420-24360

PTOG-4310 PTO cover plate gasket 2210 (2)
Repl. 194310-24360



38x55x8TC PTO seal 186, 1601, 1610, 1702, 1720 (3)
Repl. 24421-385508 (Old # 194990-52600)

38x50x8TC PTO seal F16, F17, F18, FX18, F165D, (3)
187, 1602 Repl. 194197-24370

35x60x19QLF PTO seal F22, FX32, F37D, FX42, F46D, F215, (3)
FX215, F235, F255, FX285, FX305
Repl. 194370-26350

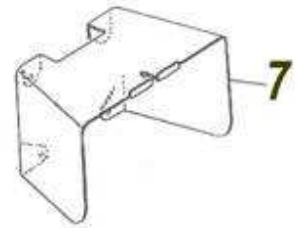
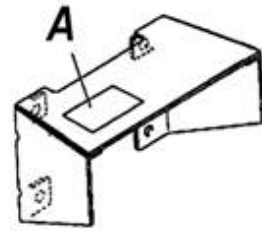
PT-4150 Inner PTO plate 195, 240, 1700 **RED**, 2000 **RED**
Repl. 194150-24451 (Plate has 3 – 20 mm and 1 – 18 mm hole)

PT-2020 Inner PTO plate 1600, 1700 **GREEN**, 1900, 2000 **GREEN**
(Plate has 4 – 20 mm holes) Repl. 194150-24450



PTO Safety Shield

- PTOS-1314** PTO safety shield 1300, 1401
- PTOS-4197** PTO safety shield F18, F20, F22, F24, 140, 1600, 1700, 1900, 2000, 2210 Repl. 194197-26911
- PTOS-4420** PTO safety shield 1601, 1610, 1702, 1720, 1802, 1810, 1820, 2002, 2010, 2020, 2202, 2220, 2301, 2310, 2402, 2420 Repl. 194420-26910
- PTOS-4327** PTO safety shield 2500, 2610, 2620, 2820, (7) 3000, 3110, 3220, 3810, 4220 Repl. 194327-26910
- PTO-2** Decal – **CAUTION Overrunning Clutch MUST Be (A) Used With ALL High Energy Implements such as Rotary Cutters**

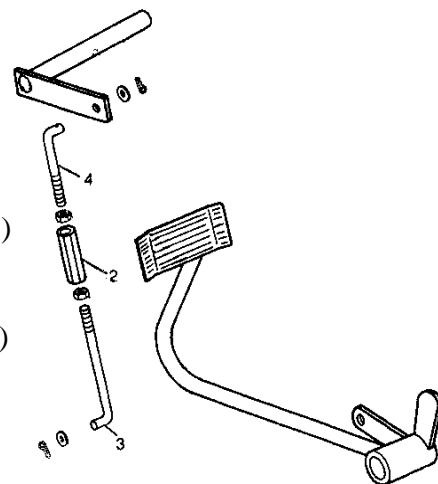


PTO Shifter Block

- PTOB-2787** PTO shifter block, plastic – 2001, 2010, 2020, 2202, 2220, 2301, 2310, 2402, 2420 Repl. 194312-27870

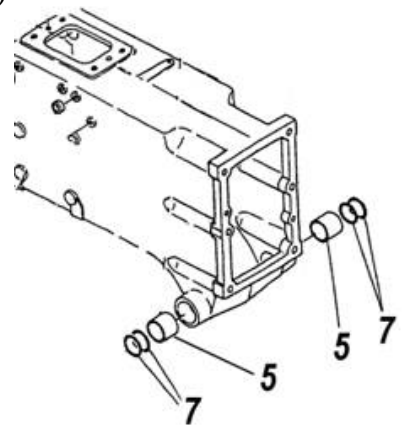
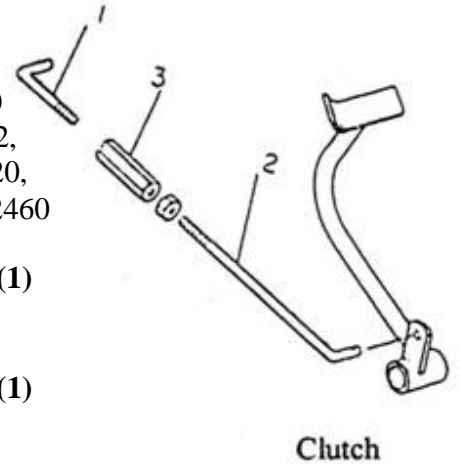
Clutch Linkage

- CR-740** Turnbuckle 186, 187, 1510, F14, F15, F16 (2) Repl. 194740-00322
- CR-4197** Rod, clutch, RH thread 186, 187, 1510, F14, F15, F16 (3) Repl. 194197-22320
- CR-4440** Rod, clutch, LH thread 186, 187, 1510, F14, F15, F16 (4) Repl. 194440-22460



Clutch Linkage

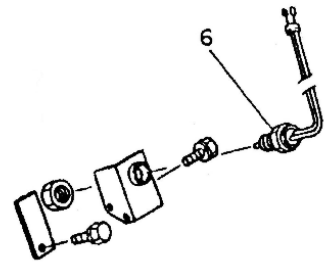
- CR-2246** Clutch rod end – LH 195D, 220, 226, 240D, 250, 276, 336, 1500, 1600, 1601, 1610, 1700, (1)
YMG1800, 1802, 1810, 1820, YMG2000, 2001, 2002, 2020, 2202, 2210, 2301, 2402, 2500, 2610, 2620, 2820, 3000, 3110, 3220, 3810, 4220, 4500 Repl. 194150-22460
- BR-3776** Clutch rod end – LH 195, 240, (1)
1900, 2000 Red Repl. 194160-22460 (5-1/2" OAL)
- BR-100** Clutch rod end – LH (clevis type) 330, 4300, 4300D (1)
Repl. 194130-37740
- CP-118** Clutch rod clevis pin w/hair pin clip Repl. 194080-37781
- CR-2247** Clutch rod end – RH 195, 195D, 240, 240D, 1500, (2)
1600, 1700, 1900, 2000, 2210, 2210B, 2301, 2310 2610
Repl. 194150-22470
- CR-4420** Clutch rod 220, 226, 250, 1610, YMG1800, 1802, (2)
1820, YMG2000, 2002 Repl. 194420-22470
- CR-4145** Clutch rod, RH 2620, 2820, 3000, 3110, 3220, (2)
3810, 4220 Repl. 194145-22320
- BR-103** Clutch rod turnbuckle 10mm threads 195D, 220, 240D, (3)
250, 276, YMG1800, YMG2000, 2020, 2202, 2210, 2500, 3110, 3810, 4300
Repl. 194151-37730 (10mm X 90mm OAL)
- CR-740** Clutch rod turnbuckle 8mm threads 186, 187, 1510, F16 (3)
Repl. 194740-00322
- SB-2112** Clutch & brake shaft bushing 330, 336, 2500, 2620, (5)
2820, 3000 Repl. 194145-21120;
3220, 4220 Repl. 194327-37520



Clutch Safety Switch

SS-4201 Clutch safety switch 1401 Repl. 194201-52160 (6)

SS-4440 Clutch safety switch 122, 126, 140, 142, 146, 147, 165, 186, 195, 220, (6)
226, 240, 250, 276, 336, 1502, 1510, 1601, 1602, 1610, 1700D, 1702,
1720, YMG1800, 1802, 1810, 1820, YMG2000, 2001, 2002, 2010, 2020,
2202, 2210B, 2220, 2301, 2310, 2402, 2420, 2500, 2610, 2620, 2820,
3000, 3110, 3220, 4220, F18, FX18, F20, FX20, F22, FX22, F24, FX24,
FX26, FX28, F37D, F46D, F215, FX215, F255, FX255, FX285, FX305,
FX335, FX435
Repl. 194197-52191 (old # 194440-52191)



Clutch, Pressure Plates and Throw-Out Bearings

CD-1314 Clutch disc, 7-1/8 x 27/32 x 19 spline, 135, 155, 1100, 1300, 1401 Repl. 194262-21400 & 794200-21400 (Old # 194340-21400) 140, 147, 165, 169, 180, 186 Repl. 194357-21400 (Old # 194500-21410)

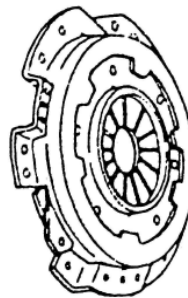
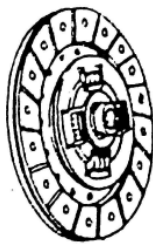


CD-1075 Clutch disc, 7-1/8 x 3/4 x 10 spline, **1601, 1610** Repl. 194420-21400; **1301, 1502, 1510, 1602, F14, F15, F16, FF145D, FF155D, F165D** Repl. 194440-21400; **1702, 1720** Repl. 194510-21400

PP-1314 Pressure plate 135, 155, 180, 186, 1100, 1300, 1401, 1702, 1720 Repl. 194262-21700; **169, 1301, 1502, 1510, 1601, 1602, 1610, F14, F15, F16, F17, FF145D, FF155D, F165D** Repl. **194440-21700**



TO-4200 Clutch throw-out (release) bearing for 135, 155, 165, 169, 1100, 1300, 1301, 1401 Repl 194200-22180



CD-4115 Clutch disc, 7-7/8" x 7/8 – 20 spline, 195, 220, 226, 240, 250, 276, 1500, 1600, 1700, 1810, 1900, 2000, 2001, 2010, 2210, 2210B, 2301, 2310 Repl. 194115-21400, 194312-21501, 194361-21400 & 794150-21400; **YMG1800, YMG2000** Repl. 194430-21400

CD-2224 Clutch disc, 8" x 1"-13 spline **F22, FX22, F24, FX24, F195, FX195 F215, FX215, F235, FX235** Repl. 194555-21400; **1802, 1820, 2002** Repl. 194520-21400; **2020, 2202, 2220, 2402, 2420** Repl. 194550-21400 **F18, FX18, F20, FX20** Repl. 194535-21400

PP-4115 Pressure plate –195, 220, 226, 240, 250, 276, 1500, 1600, 1700, YMG1800, 1802, 1810, 1820, 1900, YMG2000, 2000, 2001, 2002, 2010, 2020, 2202, 2210, 2210B, 2220, 2301, 2310, 2402, 2420, F18, FX18, F20, F22, FX22, F24, FX24, F195, FX195, F215, FX215, F235, FX235 Repl. 794150-21700

Continued on next page

Continued from previous page

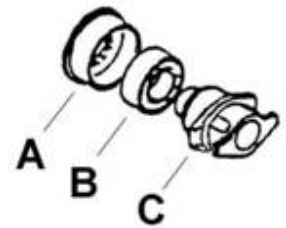
TO-4115 Clutch throw-out (release) bearing **YM1500 Red**, F14, F15, F16, F17, F18, FX18, F20, FX20, F22, F24, FX24, FX26, FX28, FX32, FX42, 177, 180, 186, 187, 195, 220, 226, 240, 250, 276, 336, 1502, 1510, 1600, 1601, 1602, 1610, 1700, 1702, 1720, **YMG1800**, 1802, 1810, 1820, 1900, **YMG2000**, 2000, 2001, 2002, 2010, 2020, 2202, 2210, 2220, 2301, 2310, 2402, 2420, 2610, 2620, 2820, 3110, 3220, 3810, 4220, FF145D, FF155D, F165D, F195, FX195, F215, FX215, F235, F255, F265, FX265, FX285, FX305, FX335, FX435 Repl. 194990-42710



BC-1500 Cup, release bearing w/snap ring **1500 Green** (A)
Repl. 194190-22150 & 194190-22151

6006-2RS Clutch throw-out (release) bearing **1500 Green** (B)
Repl. 24104-060064

BC-2214 Bearing carrier w/bushing, clutch release **1500 Green** (C)
Repl. 194190-22140

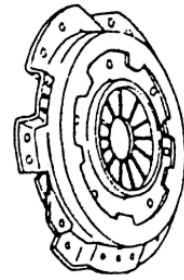


CB-4150 Bushing for BC-2214 carrier 1500 Green Repl. 194150-22160

CB-4555 Throw out bearing carrier bushing, F20, FX20, F24, FX24, FX26, FX28, F255, FX255, Repl. 194555-22180

Continued on next page

Continued from previous page



CD-4276 Clutch disc, 8-1/2" x 1" – 13 spline, 330, 336, 2200, 2420, 2500, 2610, 2620, 2700, 2820, 3000, 3110, 3810 (Repl 194320-21401)
Repl. 194276-21402 (Old # 794081-21400 & 194275-21400)
3220, FX26, FX28, FX32, F255, FX255, F265, FX265
Repl. 194320-21510

PP-4276 Pressure plate – 336, 2610, 2620, 2820, 3110, 3220, 3810, FX26, FX28, FX32, F255, FX255, F265, FX265 Repl. 194320-21700

PP-4081 Pressure plate 330, 2200, 2500, 2700, 3000
Repl. 794081-21700

TO-4276 Clutch throw-out (release) bearing 176, 330 w/single clutch, 2200, 2500, 2700, 3000 Repl. 194990-42720



CD-4335 Clutch disc, 8-7/8 x 1" – 13 spline, 4220, FX42, FX285, FX305, FX335 Repl. 194335-21400
PTO clutch disc 330 Repl. 194274-21410



PP-4335 Pressure plate 4220, FX42, FX285, FX305, FX335
Repl. 194335-21700

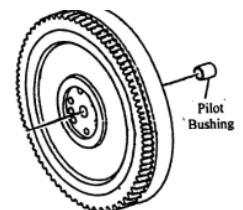
TO-4115 Clutch throw-out (release) bearing 4220, FX42, FX285, FX305, FX335 Repl. 194990-42710



Pilot Bushings

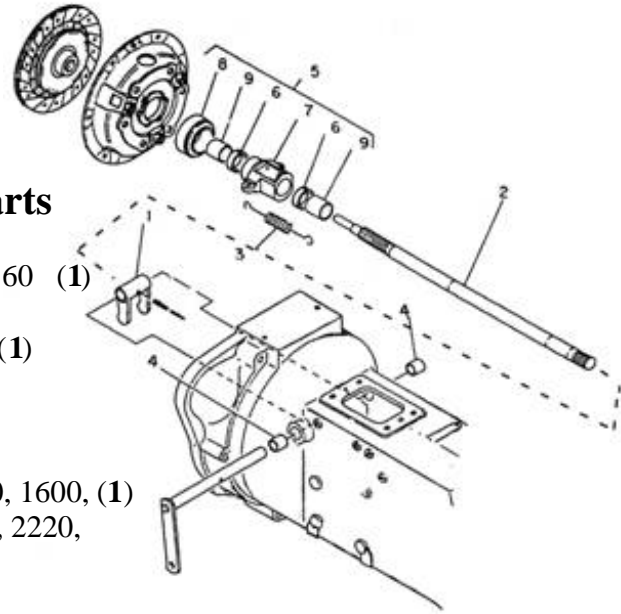
PB-4450 135, 140, 147, 155, 195, 220, 226, 240, 250, 276, 330, 336, 1100, 1300, 1500, 1600, 1700, YMG1800, 1802, 1820, 1900, 2000, YMG2000, 2001, 2002, 2010, 2020, 2202, 2210, 2220, 2301, 2310, 2402, 2420, 2500, 2610, 2620, 2820, 3000, 3110, 3220, 3810, 4220, F18, F20, F22, FX22, F24, FX24, FF145D, FF155D, F195, F215, F235, F255, FX255, F265, FX265
Replaces 124450-21230

PB-4950 142, 146, 180, 186, 187, 1110, 1301, 1401, 1502, 1510, 1601, 1602, 1610, 1702, 1720, F14, F15, F16, F17, FF145D, FF155D, F165 Repl. 124950-21230



Clutch release bearing carrier & parts

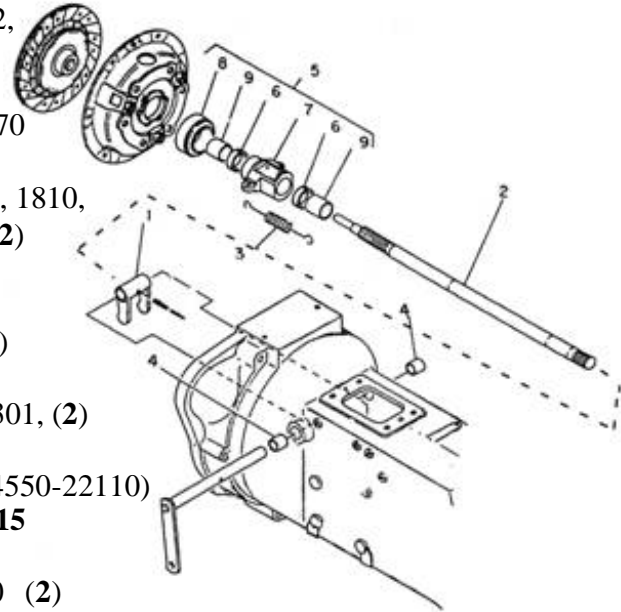
CF-4190	Clutch fork 1500 Green Repl. 194190-22160 (1)
CF-4130	Clutch fork 2200, 2500, 2610, 2620, (1) 2700, 2820, 3000, 3110, 3220, 3810, 4220 Repl. 194130-22311
CF-4150	Clutch fork 226, 240, 276, 1500 Red , 1510, 1600, (1) 1610, 1700, 1820, 1900, 2000, 2010, 2210, 2220, 2310, 2420 Repl. 194150-22311
CBS-4130	Clutch brg carrier, incl. bearing 330, (5) 2200, 2500, 2700, 3000 Repl. 794130-22150
CBS-4150	Clutch brg carrier, incl. bearing 186, 195, 220, (5) 226, 240, 250, 1500, 1510, 1610, 1700, 2000, 2001, 2310 Repl. 794150-22150
CB-4130	Bushing 2500, 2610, 2620, 2820, (9) 3000, 3220, 3810, 4220 Repl. 194130-22160
CB-4150	Bushing 165, 186, 220, 226, 250, 1401, 1500, 1502, 1510, (9) 1610, 1700, YMG1800, 2000, YMG2000, 2210, 2310, FF145D, FF155D Repl. 194150-22160
APB-4191	Bushing 135, 155, 1300 Repl. 194200-22170 (9)
RS-4150	Spring, clutch brg return 1500, 1510, 1600, 1602, (3) 1700, 1900, 2000, 2210 Repl. 194150-22240
RS-4320	Spring, clutch brg return 336, 2610, 2620, 2820, (3) 3110, 3220, 3810, 4220 Repl. 194320-22240
RS-4145	Spring, clutch brg return 330, 2500, 3000, 4300 (3) Repl 194145-22261
RS-4420	Spring, clutch brg return 220, 226, 250, 1601, (3) 1610, 1702, 1720, YMG1800, 1802, 1810, 1820, YMG2000, 2001, 2002, 2010, 2020, 2202, 2220, 2301, 2310, 2402, 2420 Repl. 194420-22240



Continued next page

Continued from previous page

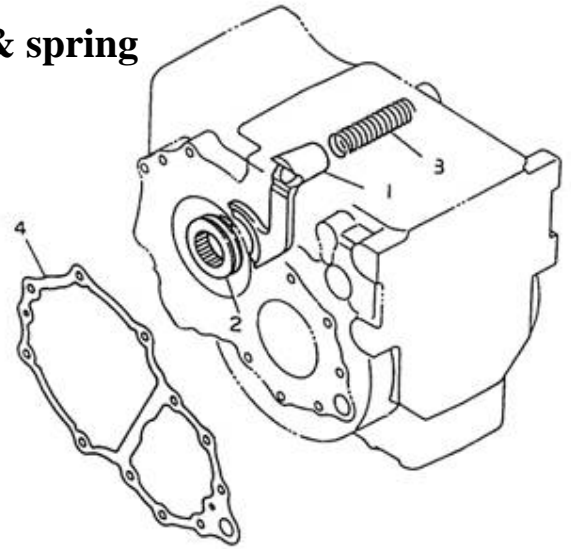
- FS-4130** Felt seal TO brg carrier F20, FX20, F24, FX24, (6)
FX26, FX28, F255, FX255, 186, 226, 1502,
1510, 1610, 1702, 1720, YMG1800,
YMG2000, 2220, 2310, 2420, 2500, 2620,
2820, 3000, 3220, 4220 Repl. 194130-22170
- TS-4430** Main drive shaft 220, 226, 250, YMG1800, 1810,
YMG2000, 2002 Repl. 194430-22110 (2)
- TS-213** Main drive shaft **1500 Red ONLY**
Repl. 194190-21301 **OAL – 20"** (2)
- MDS-4312** Main drive shaft 276, 2001, 2010, 2210, 2301, (2)
2310 Repl. 194312-22110;
Will work on 2020, 2220, 2420 (Repl. 194550-22110)
by replacing clutch disc with our CD-4115
- MDS-4420** Main drive shaft 1610 Repl. 194420-22110 (2)
- MDS-2500** Main drive shaft 2500 Repl. 194134-22110 (2)
- MDS-3000** Main drive shaft 330 (single clutch), 3000 Repl. 194145-22111 (2)
- CLB-2228** Clutch lever bushing 195, 226, 240, 1600, 1610, 1700, 1702, (4)
1720, YMG1800, 1820, 1900, 2000, YMG2000, 2001, 2020,
2202, 2200, 2220, 2301, 2310, 2402, 2420, 2500, 2610, 2700,
3000, 3810 Repl. 194130-22280
- CB-4190** Clutch lever bushing 1500 Repl. 24550-020150 (Old # 194190-21250) (4)



Group 5

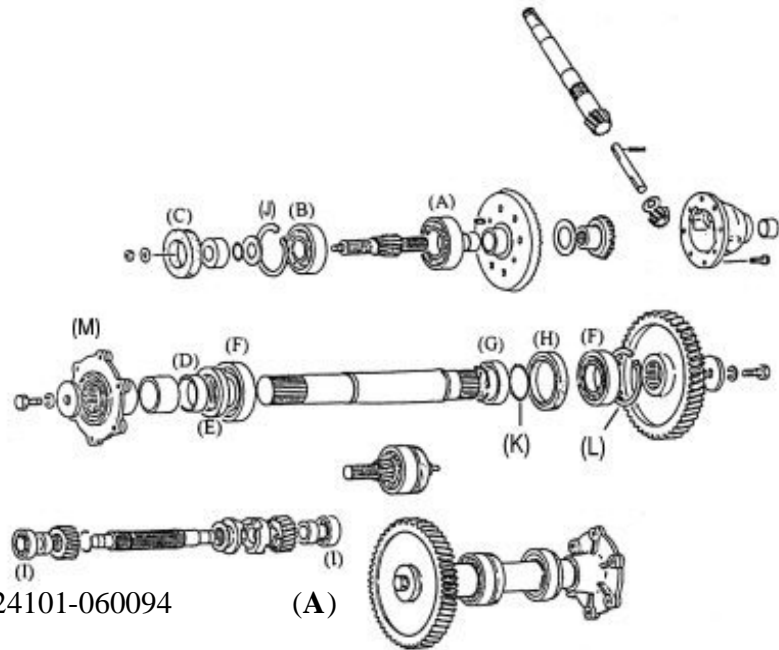
Rear Axle & Brakes

Differential lock, shifter & spring



- SF-4430** Shifter fork **NO LONGER AVAILABLE** (1)
- DL-4361** Differential lock 226, YMG1800, 1802, 1810, 1820, (2)
YMG2000, 2002 Repl. 194361-33100
- DLS-4150** Differential lock return spring 226, 1600, (3)
YMG1800, 1802, 1810, 1820, 1900,
YMG2000, 2002 Repl. 194150-33150
- RAHG-4420** Rear axle housing gasket 226, 1601, 1610, (4)
YMG1800, 1810, YMG2000
Repl. 194420-32620

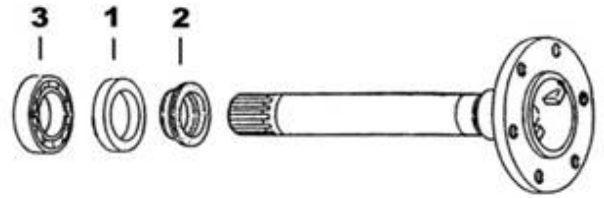
Rear Axle Parts



6009-2RS	Ball bearing, sealed – Repl. 24101-060094	(A)
6306-2RS	Ball bearing, sealed – Repl. 24101-063064	(B)
45x72x12TC	Seal, brake shaft 1500 Red or Green Repl. 194190-32370 & 24421-457212	(C)
40x62x8TC	Seal, brake shaft 186 Repl. 24421-406208	(C)
AC-4150	Axle collar 1500 Red, 2000 Repl. 194150-34360	(D)
AC-1500	Axle collar 1500 Green Repl. 194190-34170	(D)
55x75x9TC	Seal, outer axle 1500 Red, 1700, 2000 Repl. 24421-557509 (old # 194150-34370)	(E)
AS-1500	Seal, outer 1500 Green Repl. 194190-32420	(E)
6209-2RS	Ball bearing, sealed – Repl. 24102-062090	(F)
AC-1500	Axle collar 1500 Red Repl. 194190-34172	(G)
AS-1500	Axle, inner seal 1500 Repl. 194190-32421	(H)
6304-2RS	Ball bearing, sealed – Repl. 24101-063044	(I)
SR-720	Snap ring, brake shaft Repl. 22252-000720	(J)
OR-1500	O-ring, inner axle collar 1500 Repl. 24311-000450	(K)
SR-850	Snap ring, inner brg retainer Repl. 22252-000850	(L)
RAH-4150	Rear axle hub 195, 240, 1500, 1600, 1700, 1900, 2000 Repl. 194150-34510	(M)

Continued on next page

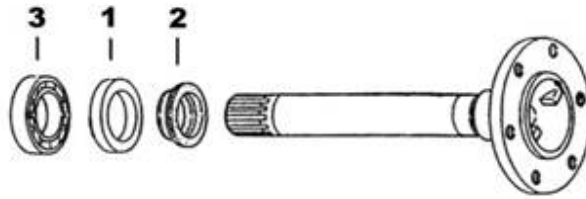
Continued from previous page



- AC-4150** Rear axle collar, outer 195, 240, 1500, 1600, (2)
1700, 1900, 2000 Repl. 194150-34360
- 55x75x9TC** Rear axle seal, outer 195, 240, 1110, 1500, 1600, 1700, (1)
1900, 2000 Repl. 24421-557509 (old # 194150-34370)
- AS-4447** Rear axle seal 226, 1502, 1510, 1602, 1610, 1702, 1720, (1)
YMG1800, 1802, 1810, 1820, YMG2000, 2002, F18, FX18,
F24, FX24, F220D, F255, FX255 Repl. 194447-14140
- AC-4447** Rear axle collar 226, 1502, 1510, 1602, 1610, 1702, 1720, (2)
YMG1800, 1802, 1810, 1820, YMG2000, 2002, F18, FX18,
F24, FX24, F220D, F255, FX255 Repl. 194447-14180
- 6009-2RS** Rear axle bearing 1510 (3)
- 6209-2RS** Rear axle bearing 195, 240, 1702, 1720, (3)
1802, 1810, 1820, 2002 Repl. 24101-062094
- 62x80x12TC** Rear axle seal 276, 2001, 2010, 2020, 2202, (1)
2301, 2310, 2402 Repl. 194312-32660
- AC-4312** Rear Axle collar 276, 2001, 2010, 2020, 2202, (2)
2301, 2310, 2402 Repl. 194312-32670
- 6210-2RS** Rear axle bearing 276, 2001, 2010, 2020, 2210, (3)
2301, 2310 Repl. 24101-062104
- AS-3417** Rear axle seal collar 2210 Repl. 194310-34170 (2)
- OR-500** Oring for AS-3417 Repl. 24321-000500
- 60x82x6VC** Rear axle dust seal 2210 Repl. 24430-608206 (1)
(Old # 194310-34190)
- 60x82x9TC** Rear axle seal 2210 Repl. 24421-608209 (1)
(Old # 128176-02220 & 194310-34180)

Continued on next page

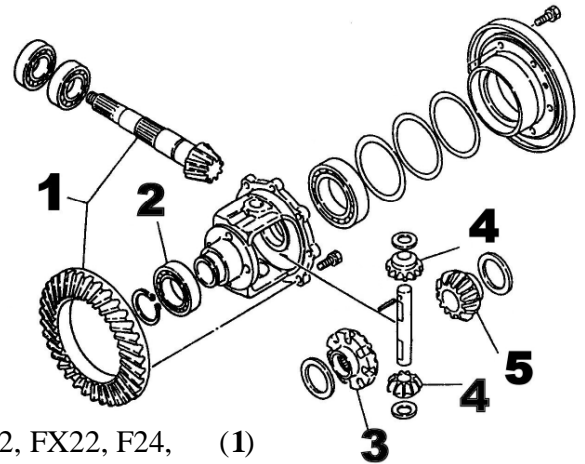
Continued from previous page



- AC-4130** Rear axle collar **2200, 2500, 2610,** (2)
2700 Repl. 194130-34360
- 58x80x12TC** Standard lip seal 2500, **2610** (1)
Repl. 194134-32800
- AS-2200** Rear axle seal **w/flange** (1)
2200, 2500, 2610, 2700 Repl. 194130-34350
- SC-4145** Rear axle seal collar 2500, 2620, 2820, 3000, 3110D, (2)
3220, 3810, 4220, 4300, FX26, FX28, FX32, F37D,
F46D, FX42, FX335, FX435 Repl. 194145-34360
- 75x100x13TC** Rear axle seal 2620, 2820, FX26, FX28, F37D, F46D, (1)
FX285, FX305, FX335, FX435 Repl. 194327-32730
- 75x100x13TC** Rear axle seal 3000, 3110, 3810, 4300 (1)
Repl. 24421-750013
- 75x100x7TC** Rear axle dust seal 3000, 3110, 3810, 4300 (1)
Repl. 24430-750007
- 6210-2RSNR** Rear axle bearing w/snap ring 2200, 2500, 2610, (3)
2700 Repl. 194130-34210 & 24121-062104
- 6212-2RS** Rear axle bearing 2620, 2820, 4300, FX26, FX28, (3)
F37D, F46D, FX335, FX435 Repl. 24101-062124
- 6209-2RS** Rear axle bearing 226, 1700, 2000, (3)
YMG1800, YMG2000 Repl. 24102-62094
- AC-4447** Axle seal collar, rear 226, 1502, 1610, 1702, (2)
1720, YMG1800, 1802, YMG2000, 2002, 2010
Repl. 194447-14180
- AS-4447** Seal, rear axle 226, 1502, 1610, 1702, 1720, (1)
YMG1800, 1802, YMG2000, 2002
Repl. 194447-14140

Continued on next page

Continued from previous page



RGP-4555 Ring gear (8 bolt) & pinion F20, FX20, F22, FX22, F24, (1)
FX24, F215, FX215, F235, FX235
Repl. 194555-31300

6008-2RS Ball bearing Repl. 24101-060084 (2)

SG-4555 LH pinion gear F20, FX20, F22, FX22, F24, FX24 (3)
Repl. 194555-31500

SG-3180 Spider gear F20, FX20, F22, FX22, F24, FX24, (4)
276D, 2010, 2020, 2210, 2310 Repl. 194310-31800

SG-3151 RH pinion gear F20, FX20, F22, FX22, F24, FX24 (5)
Repl. 194555-31510

SR-850 Snap ring F20, FX20, F22, FX22, F24, FX24
Repl. 22252-000850 (1)

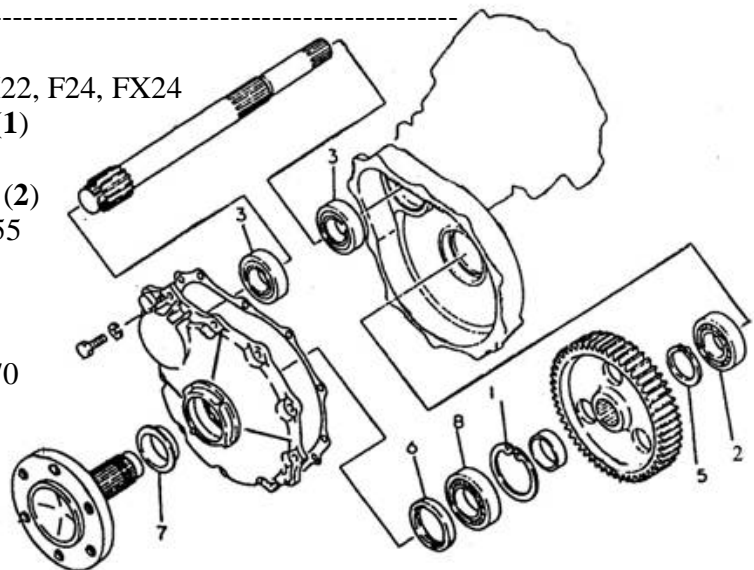
6208-2RS Bearing F17, F20, FX20, F22, (2)
FX22, F24, FX24, F255, FX255
Repl. 24101-62084

6207-2RS Bearing F20, F22, (3)
F24, FX24 Repl. 24101-062070

AS-4447 Axle seal F17, F20, FX20 (6)
F22, FX22, F24, FX24, F255,
FX255 Repl. 194447-14140

AC-4447 Axle collar F17, F18, F20, FX20, (7)
F22, FX22, F24, FX24, F255, FX255
Repl. 194447-14180

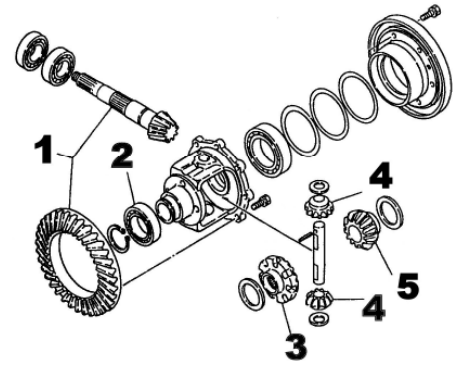
6209-2RS Bearing F17, F20, FX20, F22, FX22, (8)
F24, FX24, F255, FX255 Repl. 24101-062094



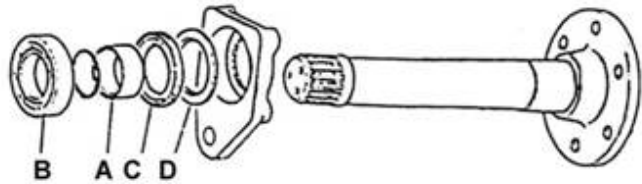
Continued on next page

Continued from previous page

- PG-3151** Pinion side gear (large) 1601, 1610, 1702, 1720 (5)
Repl. 194420-31510 (2 required)
- PG-4420** Pinion spider gear (small) 1601, 1610, 1702, (4)
1720
Repl. 194420-31800
- PG-4740** Pinion spider gear (small) 140, 147, 187, 195, 240, (4)
1500, 1502, 1600, 1602, 1700, 1900, 2000, F16
Repl. 194740-10850
- PG-4190** Pinion side gear (large) 1500 (5)
Repl. 194190-31510
- SG-3150** Pinion side gear (large) (LH) 2001, 2010, 2202, 2220, 2301, (3)
2310, 2402, 2420 Repl. 194310-31500
- SG-4310** Pinion side gear (large) (RH) 2001, 2010, 2202, 2220, 2301, (3)
2310, 2402, 2420 Repl. 194310-31510
- SG-3180** Pinion spider gear (small) 276, 2001, 2010, 2202, 2220, 2301, (4)
2310, 2402, 2420, F20, F22, F24
Repl. 194310-31800





Continued from previous page



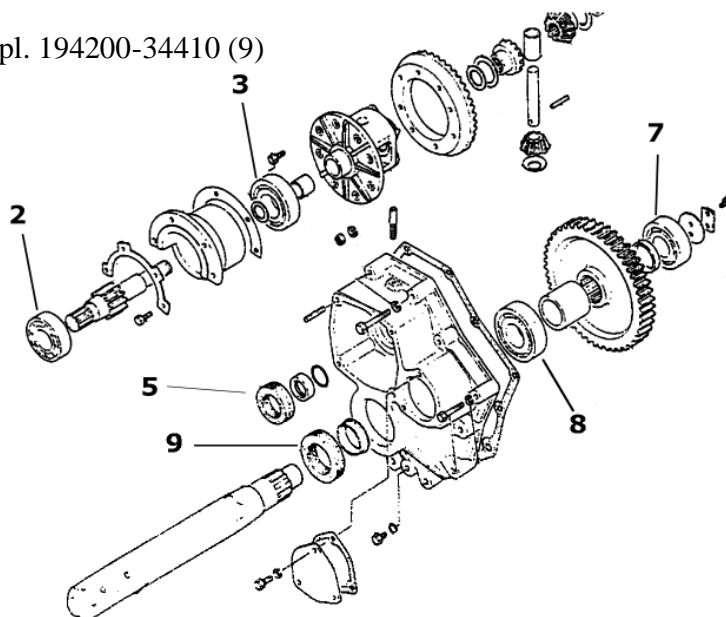

- | | |
|------------------|--|
| AS-3417 | Rear axle seal collar 2210 (A)
Repl. 194310-34170 |
| 6210-2RS | Rear axle brg 2210 (B)
Repl. 24101-062104 |
| 60x82x6VC | Rear axle dust seal 2210 (C)
Repl. 24430-608206 |
| 60x82x9TC | Rear axle outer seal 2210 (D)
Repl. 24421-608209 (old # 194310-34180) |

Rear Axle Oil Seal Case

- | | | |
|------------------|---|---|
| RAC-34312 | Rear axle oil seal case, YM1500 RED
Replaces 194190-34312 |  |
| 55x75x9TC | Rear axle seal, outer 1500, 1600, 1700,
1900, 2000 Repl. 24421-557509 (old # 194150-34370) | |
| RAC-4134 | Rear axle oil seal case 2200, 2500, 2700
Repl. 194134-32710 (old # 194130-34310) |  |
| RAC-3271 | Rear axle oil seal case 330, 336, 3000, 3110, 4300
Repl. 194145-32710 | |
| RAC-4640 | Rear axle oil seal case FX26, FX28, FX32, FX42,
FX285, FX305 Repl. 194640-32650 | |
| 60x82x9TC | Seal, 2210 outer rear axle Repl. 24421-608209 (Old # 194310-34180) | |
| 60x82x6VC | Seal, dust, 2210 rear axle Repl. 24430-608206 | |
| AS-3417 | Rear axle collar 2210 Repl. 194310-34170 | |
| OR-500 | O-ring 1500, 1702, 1720, 2210 Repl. 24321-000500 | |
| 6210-2RS | Axle bearing 2210 Repl. 24101-062104 | |

Rear Axle Hub

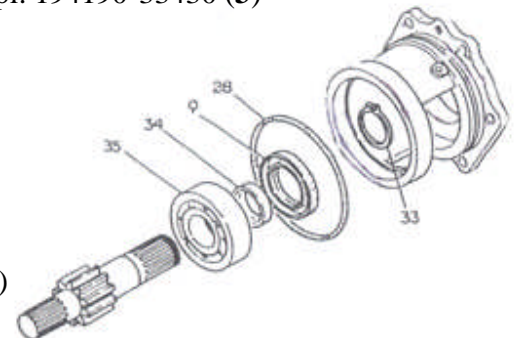
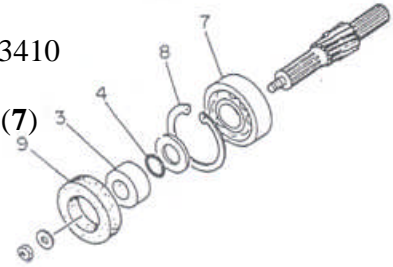
- RH-347** Hub, rear axle 135, 155, 165, 1100, 1300, 1301, 1401 Repl. 194200-34711
(Includes hardware items shown & pin)
- P-347** Pin for RH-347 axle hub 135, 155, 165, 1100, 1300, 1301, 1401 Repl. 194200-34750
- 6206-2RS** Bearing, brake axle 1300 Repl. 24101-062064 (2)
- 6207-2RS** Bearing, brake axle 1300 Repl. 24101-062074 (3)
- 35x50x8TC** Seal, brake axle 135, 155, 165, 1300, 1401, (5)
Repl. 24421-355008 (old # 194200-33460)
- 6306-2RS** Bearing, inner rear axle 1300 Repl. 24101-063064 (7)
- 6208-2RS** Bearing, **outer** rear axle 1300 **GREEN** Repl. 24101-062084 (8)
- NJ-4514** Bearing, **outer** rear axle 135, 155, 165, 1300 **RED**, (8)
1301, 1401 Repl. 194200-34200
- 50x70x10TC** Rear axle seal Early 135 Repl. 194200-34411 (9)
- AS-1300** Rear axle seal Late 135, Late 155, 165, 1100, (9)
1300 **Red**, 1301, 1401, F14, F15
Repl. 194200-34412 (45x70x12)
- 48x70x12TC** Rear axle seal 1300 **Green** Repl. 194200-34410 (9)





Brake Stub Axle and Parts

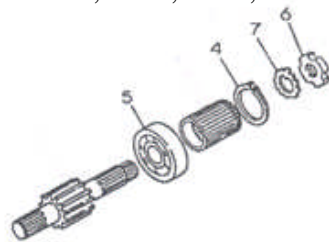
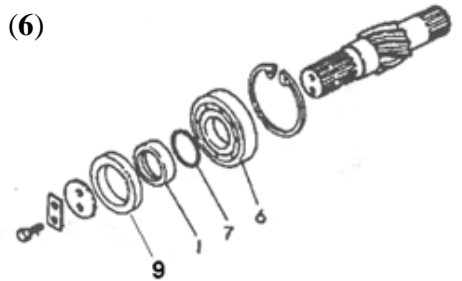
SA-3341	RH stub axle for 1601, 1610 Repl. 194420-33410
SA-4430	RH stub axle 226, YMG1800, 1810, YMG2000 Repl. 194430-33410
SA-4510	RH stub axle 1702, 1720 Repl. 194510-33410
SA-4520	RH stub axle 1802, 1820, 2002 Repl. 194520-33410
SA-4550	RH stub axle 2020, 2202, 2220, 2402, 2420 Repl. 194550-33410
6306-2RS	Bearing, brake axle 195, 226, 240, 1500, 1600, 1601, 1610, (7) 1700, 1702, 1720, YMG1800, 1802, 1820, 1900, 2000, YMG2000, 2002 Repl. 24101-063064
SR-720	Snap ring 1500 Repl. 22252-000720 (8)
35x50x8TC	Seal, brake axle 135, 155, 165, 1300, 1401 (9) Repl. 24421-355008 (old # 194200-33460)
38x58x11TC	Seal, brake axle 195, 240, 1600, 1700, 1900, 2000 (9) Repl. 194150-33460
45x72x12TC	Seal, brake axle 1500 Repl. 24421-457212 (old # 194190-32370) (9)
SC-2545	Seal collar, brake axle 1500 RED or GREEN Repl. 194190-33430 (3)
35x55x8TC	Seal, brake axle 220, 226, 1601, 1610 (9) Repl. 194420-24340; YMG1800, YMG2000 Repl. 195100-12430
OR-1000	O-ring 226, 1601, 1610 Repl. 24321-001000 (28)
SR-29	Snap ring 226, 1601, 1610 Repl. 22242-000290 (33)
SC-4420	Seal collar, brake axle 226, 1601, 1610, YMG1800, 1810, (34) YMG2000 Repl. 194420-39370 (Old # 194420-26650)



Continued on next page

Continued from previous page

SC-4150	Seal collar, brake axle 1700, 1900, 2000 (1) Repl. 194150-33450
SC-4310	Seal collar, brake axle 2210 Repl. 194310-33440 (1)
SC-4130	Seal collar, brake axle 2200, 2500, 2700 Repl. 194130-33450 (1)
AC-3344	Seal collar, brake axle 276, 2001, 2010, 2301, 2310 Repl. 194312-33440 (1)
SC-3343	Seal collar, brake axle 2610, 3000, 3110, 3810 Repl. 194145-33430 (1)
6208-2RS	Bearing 2001, 2010, 2210, 2220, 2301, 2310, 2420 (6) Repl. 24101-062084
6307-2RS	Bearing, brake axle 2500 Repl. 24104-063074 (6)
6308-2RS	Bearing, brake axle 3000 Repl. 24104-063084 (6)
OR-350	O-ring 2210 Repl. 24321-000350 (7)
50x70x10TC	Seal 2210 Repl. 194310-33450 (9)
42x80x9TC	Seal, brake axle 2200, 2500, 2700 Repl. 194130-33461 (9)
45x68x9TC	Seal, brake axle 276, 2001, 2010, 2301, 2310 Repl. 194080-09350 (9)
55x78x12TC	Seal, brake axle 2610, 3000, 3110, 3810 Repl. 194145-32660 (9)



SR-242	Snap ring 2620, 2820, 3220, 4220 Repl. 22242-000550 (4)
6308-2RS	Bearing, brake axle 2620, 2820, 3220, 4220 Repl. 24101-063084 (5)
LN-35	Lock nut 2620, 2820, 3220, 4220 Repl. 24211-035002 (6)
LW-35	Lock washer 2620, 2820, 3220, 4220 Repl. 24231-035000 (7)

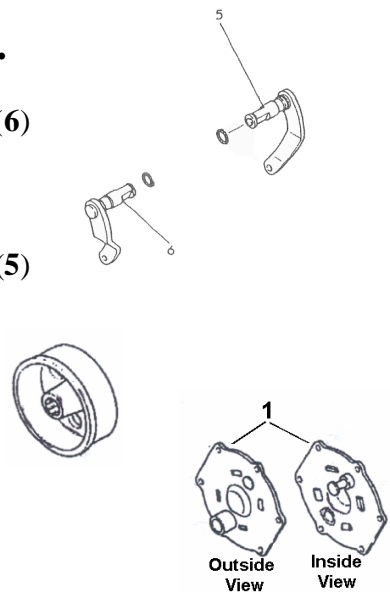
Brake Drum etc.

BC-3671 Brake camshaft, LH 220, 226, 250, 276, 1601, (6)
1610, YMG1800, 1810, YMG2000, 2010, 2310
Repl. 194312-36710

BC-3672 Brake camshaft, RH 220, 226, 250, 276, 1601, (5)
1610, YMG1800, 1810, YMG2000, 2010, 2310
Repl. 194312-3672

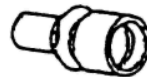
BD-3657 Brake drum 220, 226, 250, 1601, 1610
Repl. 194420-36570

BDC-3630 Brake drum cover 220, 226, 250, 1601, 1610 (1)
Repl. 194420-36300



Brake Rod Rubber Boot

BRB-1602 Brake rod boot 1602, F16 (1)
Repl. 194205-36474

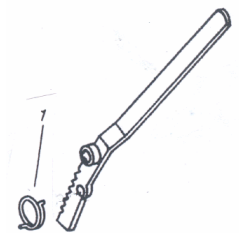


BRB-3691 Brake rod boot 1702, 1720, 1802, 2002, (2)
2020, 2202, 2220, 2402, 2420
Repl. 194550-36910



Brake Release Spring

RS-8311 Brake release spring 177, 180, 195, 220, 240, 250, 330, (1)
336, 1500, 1502, 1500, 1502, 1510, 1600, 1601, 1602,
1610, 1700, 1702, 1720, YMG1800, 1802, 1810, 1820,
2000, YMG2000, 2001, 2010, 2020, 2200, 2202, 2210,
2220, 2301, 2310, 2402, 2420, 2500, 2610, 2620, 2700,
2820, 3000, 3110, 3220, 3810, 4220, 4300
Replaces 194311-16550 (old # 194110-37691)



BSB-4420 Brake shoulder bolt 140, 147, 220, 226, 250, 276, 1601, (2)
1610, 1810, 2001, 2010, 2301, 2310 Repl. 194420-37670

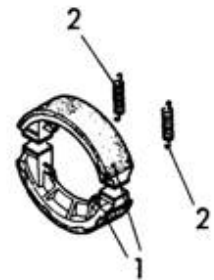
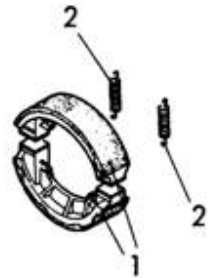
BSB-4110 Brake shoulder bolt 195, 240, 1500, 1600, 1700, 1900, (2)
2000, 2200, 2210, 2700 Repl. 194110-37673

BSB-4330 Brake shoulder bolt 336, YMG1800, YMG2000, 2620, (2)
2820, 3220, 3810, 4220, 4300 Repl. 194330-01420



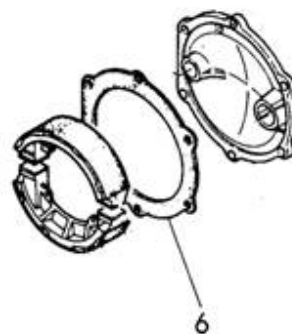
Brake Shoes & Springs

BS-3651	Brake shoe 28mm wide 1600, 1700 Green , 2000 Green Repl. 194150-36520 (old # 194150-36510)
BS-4150	Brake shoe 38mm wide 195, 240, 1500, 1600, 1700 Red , 1900, 2000 Red Repl. 194150-36520 (Old # 194150-36511)
BS-4312	Brake shoe 276, 2001, 2010, 2301, 2310 Repl. 194312-36511
BS-4430	Brake shoe 1810, YMG1800, YMG2000 Repl. 194430-36511
BRS-4150	Brake return spring 195, 220, 226, 240, 250, 276, (2) 1500, 1502, 1600, 1601, 1610, 1700, YMG1800, 1810, 1900, 2000, YMG2000, 2001, 2010, 2301, 2310 Repl. 194150-36550
BS-4130	Brake shoe 2200, 2500, 2700 Repl. 194130-36510
BRS-4130	Brake return spring 2200, 2500, 2700 Repl. 194130-36550 (2)
BS-4420	Brake shoe 220, 226, 250, 1601, 1610 Repl. 198230-36510 (old # 194420-36510)
BS-4310	Brake shoe 2210 Repl. 194310-36510
BRS-4310	Brake return spring 2210 Repl. 194310-36550 (2)
BS-4201	Brake shoe 135, 155, 165, 169, 1100, 1300, 1301 Repl. 194200-36512
BS-1401	Brake shoe 1301, 1401 Repl. 194201-36511 & 794201-36510
BRS-4200	Brake return spring 155, 165, 169, 180, 186, 187, 1100, (2) 1110, 1300, 1401, 1510 Repl. 194200-36551
BS-4145	Brake shoe 330, 3000 Repl. 194145-36510
BRS-4145	Brake return spring 330, 336, 2610, 3000, (2) 3110, 3810, 4300, 4500 Repl. 194145-36551
BS-4320	Brake shoe 336, 2610, 3110, 3810 Repl. 194320-36511 (old # 194320-36510)
BS-4440	Brake shoe 180, 186, 187, 1110, 1510 Repl. 198223-36510 (old # 194440-36530 & 194300-36500)



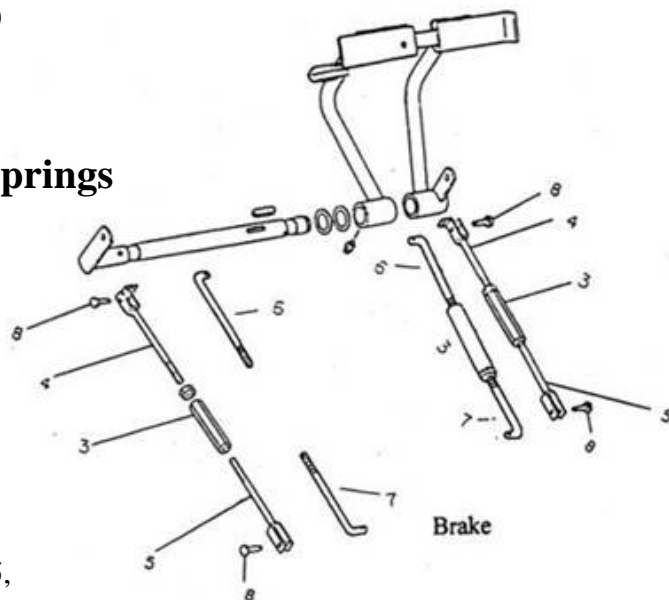
Brake Cover Gaskets

- BCG-3643** Brake cover gasket 135, 155, 165, 169, 1100, 1300, (6)
F14, F15 Repl. 194200-36430 / 194200-36420
- BCG-4201** Brake cover gasket 1301, 1401 Repl. 194201-36420 (6)
- BCG-4150** Brake cover gasket 195, 240, 1500, 1600, 1700, (6)
1900, 2000 Repl. 194150-36331 or 194150-36630
- BCG-2210** Brake cover gasket 2210 Repl. 194310-36330 (6)
- BCG-4300** Brake cover gasket 186, 1110, 1510 (6)
Repl. 194300-3630 & 194300-36850
- BCG-4320** Brake cover gasket 330, 336, 2610, 3000, (6)
3110, 3810, 4300 Repl. 194320-39380 & 194145-36630
- BCG-4420** Brake cover gasket 220, 226, 250, 1601, 1610, YMG1800, (6)
1810, YMG2000 Repl. 194420-36330 & 194420-36320
- BCG-4312** Brake cover gasket 276, 2001, 2010, 2301, 2310 (6)
Repl. 194312-36330 & 194312-36320



Brake Rods and Springs

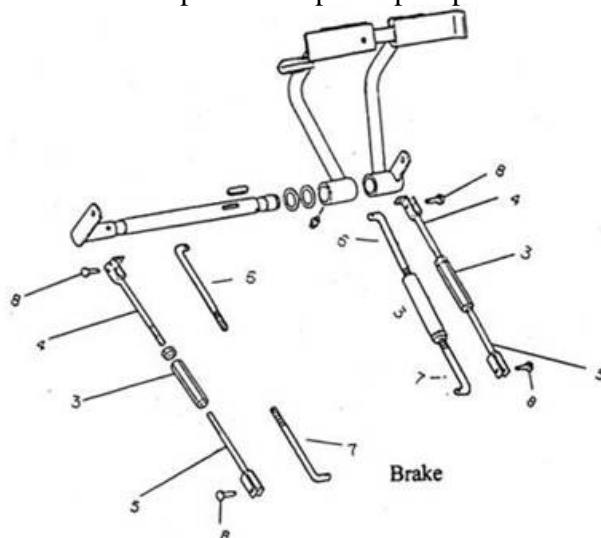
- BPS-4145** Brake pedal return spring 330, 2210, 2500, 3000
Repl. 194145-37511
- BR-4145** Brake rod end – RH thread 330, 3000
Repl. 194145-37771
(OAL approx. 13") (4)
- BR-103** Brake turnbuckle – 140, 147, 180, 195, 220, 226, 240, 250, 276, 330, 1500, 1510, 1600, 1601, 1602, 1610, 1700, YMG1800, 1810, 1900, 2000, YMG2000, 2010, 2200, 2210, 2220, 2240, 2310, 2500, 3000, 3220, 3810, 4220, 4300, 4500, F20, F24, F215, F255
Repl. 194151-37730 (10mm X 90mm OAL) (3)



Continued on next page

Continued from previous page

- BR-102** Brake rod end – RH thread – 140, 147, 180, 187, 195, 240, 1510, 1700, 2000, 2210, 2500, F18; RH side F20, F24 Repl. 194151-37771; F215, FX215, F255, FX255 Repl 194134-37771 (**OAL 11-1/2"**) **(4)**
- BR-475** Brake rod end – RH thread – 1500
Repl. 194190-37771 (OAL approx. 9-1/4") **(4)**
- BR-4320** Brake rod end – RH thread 336, 2610, 3110, 3810, 4300
Repl. 194320-37770-X (OAL approx. 8") **(4)**
- BR-4420** Brake rod end – RH thread 220, 226, 250, 276, 1601, 1610, 1810, 2010, 2301, 2310 Repl. 194420-37770 (OAL approx. 10") **(4)**
- BR-3775** Brake rod end – RH thread 2200, 2620, 2700, 2820, 3220, 4220 Repl. 194130-37750 (OAL approx. 4-1/8") **(4)**
- BR-100** Brake rod end – LH thread – 140, 146, 147, 180, 187, 195, 220, 226, 240, 250, 330, 1500, 1510, 1601, 1610, 1700, YMG1800, 1810, YMG2000, 2000, 2200, 2500, 2610, 2620, 2700, 2820, 3000, 3110, 3220, 3810, 4220, 4300, 4500; RH side for F20, F24, F215, FX215, F255, FX255
Repl. 194130-37740 (OAL approx. 4-3/8") **(5)**
- BR-101** Brake rod end – LH thread 276, 2010, 2210, 2310, 2620, 2820, F18, FX18 Repl. 194310-37741 (OAL approx. 8") **(5)**
- BR-3776** Brake rod end – LH thread 1600, 1700 **Green**, 1900, 2000 **Green**. Repl. 194150-37760 (OAL approx. 5-1/2") **(6)**
- BR-3777** **Brake rod** end – RH thread 1600, 1700 **Green**, 1900, 2000 **Green**. Repl. 194150-37770 (OAL approx. 9-1/2") **(7)**
- CP-118** Brake rod clevis pin w/hair pin clip Repl. 194080-37781 **(8)**



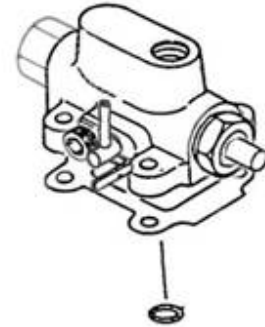
Hydraulic valve and Rock shaft parts

HV-451 Hydraulic valve 195, 240, 1500, 1601, 1610, 1700, 2000, 2500, 2610, 3000, some 3110, 3810
Repl. 794361-45100-X (old # 794151-45101)

HVG-4151 Gasket for HV-451 valve Repl. 194151-45841

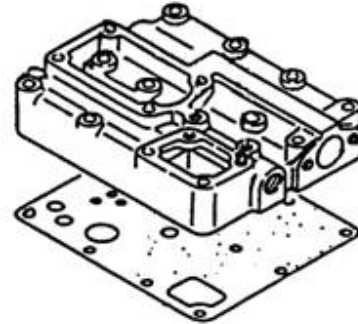
OR-110 O-ring, hyd. valve base Repl. 24315-000120

10x20x7TC Seal for hyd. valve Repl. 194151-45810



TCG-4310 Regulator (power shift cover) **gasket**
330, 336, 2210,
2610, 2620, 2820, 3110, 3220,
3810, 4220 Repl. 194310-24510

PSG-2451 Regulator (power shift cover) **gasket**
1510, 1610, 1702, 1720, 1810, 1820, 2010,
2020, 2310 Repl. 194300-24511



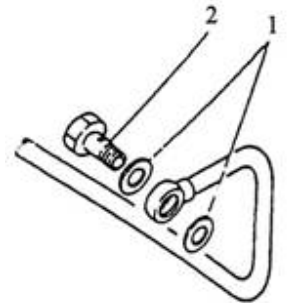
HLP-18 Hyd. line packing 1500, 1510, 1602, 1610, 1700, (1)
1702, 1720, YMG1800, 1810, 1820, 2000, YMG2000,
2010, 2020, 2200, 2202, 2210, 2310, 2402, 2500,
2610, 2620, 2700, 2820, 3000, 3220, 4220, F18D,
FX18D, F20, FX20 Repl. **23414-180023**

PG-1621 Hyd. line packing 2620, 2820, 3220, 4220 (1)
Repl. **23414-160021**

JB-1000 Joint bolt, hyd. line 1820, 2202, 2402, (2)
2620, 2820, 3220, 4220 Repl. 23857-100000

JB-1500 Joint bolt, hyd. line FX26, FX28, FX32, FX42, (2)
F46D, 2620, 2820, 4300 Repl. 23857-150000

PG-3414 Hyd. line gasket 2020, 4300, FX26, FX28, (1)
FX32, FX42, F255, FX255 (Used with JB-1500)
Repl. 23414-200026



Hydraulic screen

HS-4145 Hyd. screen 330, 2500, 3000 Repl. 194145-48401

OR-600 O-ring, hyd. screen cover plate
330, 2500, 3000 Repl. 24321-000600



HS-4190 Hyd. screen 1500 Repl. 194190-42310


HS-4430 Hyd. screen F16, 180, 187, 220, 226, 250, 1502, 1602,
1702, 1720, YMG1800, 1802, 1810, 1820, YMG2000, 2002
Repl. 194430-24930

HS-4515 Hyd. screen F17, F18, FX18 Repl. 194515-24930

HS-4150 Hyd. screen 240(old style), 1600, 1700, 1900, 2000
Repl. 194150-42310 (old # 794150-42300)
Will replace 240(new style), 2000B 194241-42300

IP-4300 Strainer cover w/O-ring 186, 1110, 1510
Repl. 194300-24750

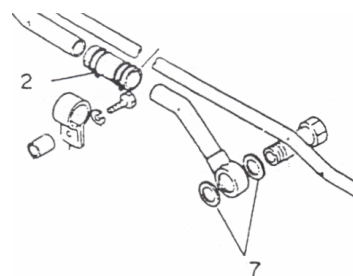
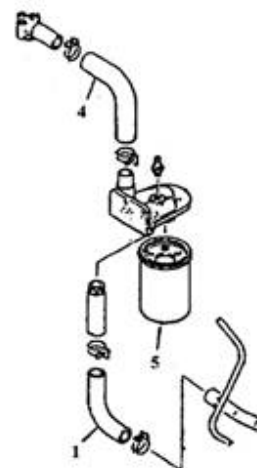
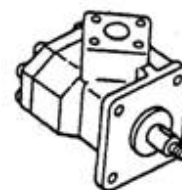
IP-4555 Strainer cover w/O-ring F20, F22, F24,
F215, F235, F255, F265
Repl. 194555-24220



HCS-4150 Spring, hyd control cover 1600, 1900, (3)
2500, 2620, 2820, 3000 Repl. 194150-45320

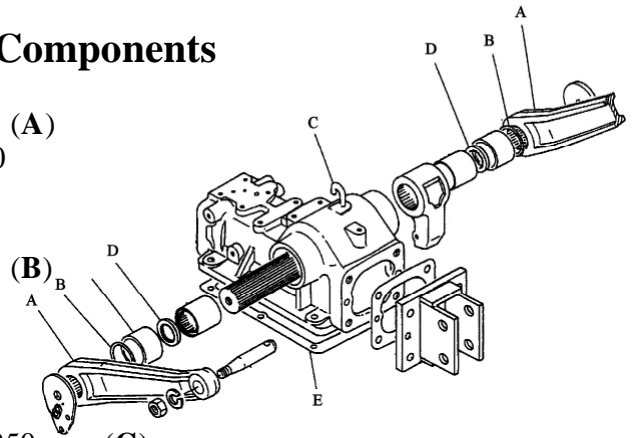
Hydraulic Pump, Line, and Filter

- HP-100** Hydraulic pump 135, 155D, 165D, 1300 Repl. 124064-26021
- HP-5A** Hydraulic pump (Repl. GP1-C-5A) 1500, 1600, 1700, 1900, 2000
Repl. 194150-41110
- HP-5C** Hydraulic pump (Repl. GP1-C-5C) 140, 146, 147, 1301, 1401,
1510, 1601, 1610, F14, F15, F16 Repl. 194420-41110
- HP-7C** Hydraulic pump (Repl. GP1-C-7C)
180, 186, 187, YMG1800, 1802, 1810, 1820, YMG2000,
2001, 2002, 2010, 2301, 2310, 2700 Repl. 194130-41120;
2200 Repl. 194100-41110
- HP-9A** Hydraulic pump (Repl. GP1-C-9A) 195, 240,
330, 2500, 2610, 3000, F22 Repl. 194145-41120
2210 Repl. 194240-41110
- HP-9AX** Hydraulic pump, splined shaft (Repl. GP1-C9AX) F20, FX20,
F24, FX24, F255, FX255 Repl. 194555-41120
- HP-9C** Hydraulic pump (Repl. GP1-C-9C) 220, 226, 250, 2020,
2202, 2220, 2420 Repl. 194361-41120 (old # 194432-41120)
1702, 1720 Repl. 194520-41120 (GP1-C7C)
- 14x25x7TC** Seal, hyd pump shaft Repl. 24421-142507 & 194320-41160
- HF-1120** Hydraulic filter, spin-on – for '02 & '20 series **(5)**
F14, F15, F16, F20, F22, F24, F215 Repl. 194250-48310
- HH-4170** Hose, hyd. return 1802, 1820, 2002, 2020, 2202, 2220, **(1)**
2402, 2420 Repl. 194170-48250
- HRH-4550** Hose, hyd. 1802, 1820, 2002, 2020, 2202, 2220, **(4)**
2402, 2420 Repl. 194550-48310
- HH-4150** Hose, hyd. 195, 240, 1100, 1500, 1700, 2000, 2210,
2500, 3000 Repl. 194150-48230 **(2)**



Hydraulic Lift Arm Components

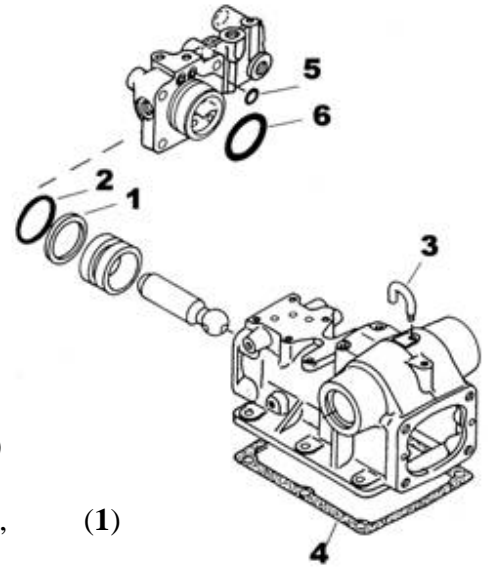
- LA-4300** Lift arm w/pin, L or R 1510 (HD) (A)
Repl. 194300-44421 / 194300-44410
186 Repl. 194195-44411
- OR-450** Outer o-ring, rock shaft 187, 1510 (B)
F14, F15 Repl. 24321-000450
- AB-42280** Breather (vent) tube 195, 220, 240, 250, (C)
1700, 2000, 2500, 3000 Repl. 194150-42280
(will not fit 2200 & 2700)
- OR-500** Rock shaft o-ring 195, 220, 226, 240, 250, 1500, 1600, 1601, (B)
1610, 1700, 1702, 1720, YMG1800, 1802, 1810, 1900, 2000,
YMG2000, 2001, 2002, 2010, 2210, 2210B, 2301, 2310,
F17, FX17, F18, FX18 Repl. 24321-000500
- OR-600** Rock shaft o-ring 2500, 2610, 2620, 2820, 3000, 3110, (B)
3810, 4300 Repl. 24321-000600 (old # 24325-000600)
- OR-650** Rock shaft o-ring FX26, FX28, F37D, F46D, FX285, FX305, (B)
FX335, FX435 Repl. 24321-000651
- SS-4150** Splined rock shaft seal 195, 220, 226, 240, 250, 1500, 1600, (B)
1601, 1610, 1700, 1702, 1720, YMG1800, 1802, 1810,
1900, 2000, YMG2000, 2001, 2002, 2010, 2210, 2210B, 2301, 2310,
F17, FX17, F18, FX18 Repl. 194150-44261
- SS-4130** Splined rock shaft seal 330, 2500, 2610, 2620, (D)
2820, 3000, 3110, 3810, 4300 Repl. 194130-44241
2200 w/bolt on end of rockshaft
- SS-4170** Splined rock shaft seal 276, 2020, 2202, 2220, 2402, 2420, (D)
F20, F22, F24, F215, F235, F265 Repl. 194170-44260
- OR-4170** Rock shaft o-ring (same application as SS-4170) (B)
Repl. 24321-000550
- SS-4640** Splined rock shaft seal FX26, FX28, FX32, FX42, FX285 (D)
FX335, FX435 Repl. 194640-44260



Continued on next page


Continued from previous page

- BUR-4130** Back up ring, hyd. Piston 226, 276, 330, (1)
YMG1800, 1810, YMG2000, 2001, 2200, 2202,
2210, 2210B, 2301, 2310, 2402, 2500, 2610, 2700,
3000, 3110, 4300, F20, FX20, F22, FX22,
F24, FX24, F215, FX215
70 mm ID Repl. 194130-43351
- OR-700** O-ring, hyd. piston 276, 330, 2202, 2402, (2)
2500, 2610, 3000, 3110, 4300 Repl. 24311-000700
- BUR-4150** Back up ring, hyd. piston 180, 186, 195, 240, 1500, (1)
1600, 1602, 1610, 1700, 1900, 2000
Repl. 194150-43350
- OR-550** O-ring, hyd. piston 180, 187, 195, 240, 1500, (2)
1600, 1601, 1602, 1610, 1700, 1900, 2000
Repl. 24311-000550
- BUR-4440** Back up ring, hyd. piston 186, 1510 (1)
Repl. 194440-43330
- OR-570** O-ring, hyd. piston 165, 186, 1100, 1300, (2)
1401, 1510, FF145D, FF155D
Repl. 24311-570500 (old # 24315-570500)
- HPP-4250** Hyd. piston packing 2620, 2820, 3220, 4220, (2)
FX26, FX28, FX32, F37D, FX42, F46D,
FX335, FX435 Repl. 194250-43330 (**75 mm**)
- AB-42280** Vent tube, common to many mdl's Repl. 194150-42280 (3)
- HCG-4197** Hyd. cover gasket 180, 187, 1602, F16 (4)
Repl, 194197-42150
- HCG-4145** Hyd. cover gasket 330, 336, 2500, 2610, 3000, (4)
3110, 4300 Repl. 194145-42152
- HCG-4312** Hyd. cover gasket 195, 226, 240, 1500, 1601, (4)
1610, 1700, 1702, 1720, YMG1800, 1802, 1810,
1820, 2000, YMG2000, 2002, 2010, 2210,
2310 Repl. 194312-42150(old # 194151-42150)
- OR-600** O-ring 240 Repl. 24321-000600 (6)



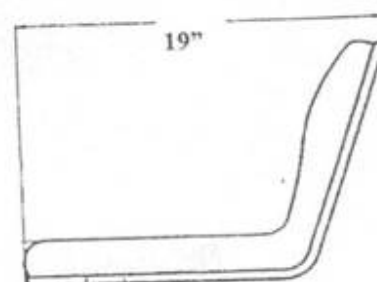
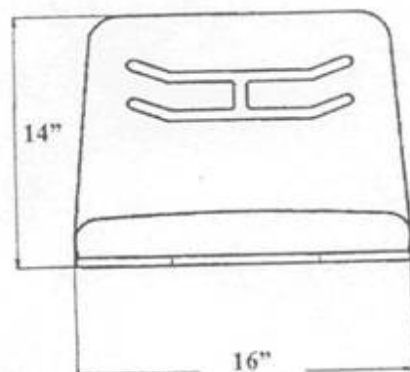
Group 6

Body & Seats



SA-1654B

This universal seat comes with an adjustable bracket set that allows the unit to fit most any tractor with a flip type seat



SB-054

Adjustable mounting bracket set for most flip type seats

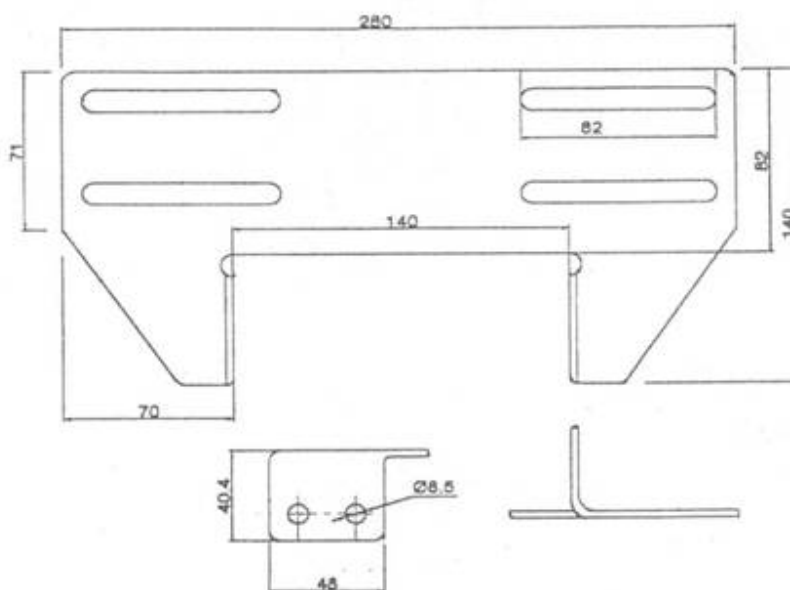


SB-2000

Seat bracket (one piece)
Fits most YM models that use SR-632 seat pin (162.5mm long)

SB-1654C

High back universal seat with one piece bracket
F18, F20



Seat hardware

RC-6314 Rubber seat riser 1300, 1301 & others – 2-1/8" tall
Complete with bolt, flat washer and lock nut
Repl. 194200-63140



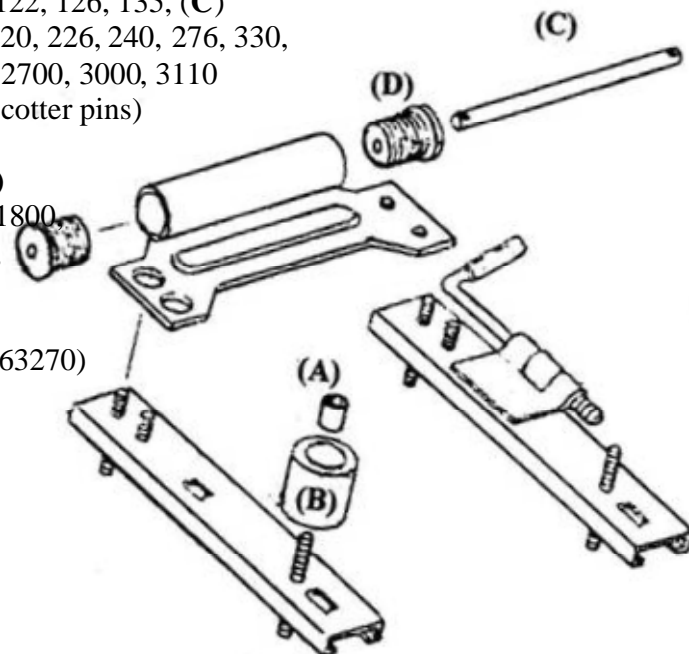
SB-100 Seat bushing 3/8" ID x 5/8" long 180, 1110, (A)
1401, 1510, 2210, 2310, 2500, 3000, F17, F18
Repl. 194151-63250

RC-151 Rubber cushion, seat – approx. 1-1/2" tall 180, 1110, (B)
1401, 1500, 1510, 2210, 2310, 2500, 3000 Repl. 194151-63240

SR-632 Seat rod (hinge pin) – 162.5mm long 250, 1110, 1301, 1401, (C)
1500, 1510, 1610, 1700, 1702, 1720, YMG1800, 1802, 1810, 1820,
2000, YMG2000, 2001, 2002, 2010, 2020, 2210, 2220, 2301,
2310, 2420, 2620, 2820, 3220, 3810, 4220, F17
Repl. 194151-63222 (w/ washers & cotter pins)

SR-205 Seat rod (hinge pin) – 205mm long 122, 126, 135, (C)
142, 146, 155, 195, 180, 186, 187, 220, 226, 240, 276, 330,
336, 1600, 1900, 2200, 2500, 2610, 2700, 3000, 3110
Repl. 194140-63221 (w/ washers & cotter pins)

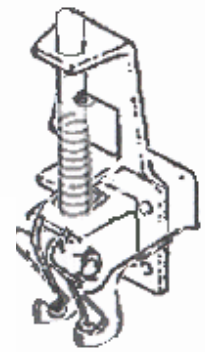
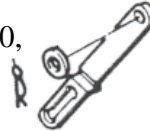
RD-6327 Rubber damper for seat rod 186, (D)
336, 1301, 1401, 1510, 1600, YMG1800,
1900, YMG2000, 2210, 2220, 2301,
2310, 2420, 2500, 2620, 2700, 2820
3000, F17, FX17, F18, FX18
Repl. 194197-63270 (old # 194140-63270)



Hood Hardware

HL-4420 Hood latch assembly 1601, 1610, 2000B, 2210B
Repl. 194420-61800

HS-6133 Hood strap 330, 336, 2500, 2610, 3000, 3110, 3810
Repl. 194145-61330



Hood Latch Components (for left or right side)

LL-61820 Lever latch (outside hood) F20, F22, 1610, 1702, 1720, YMG1800, 1802, 1810, YMG2000, 2001, 2002, 2020, 2202, 2301, 2310, 2402
Repl. 194555-61820 (Old # 194312-61820)

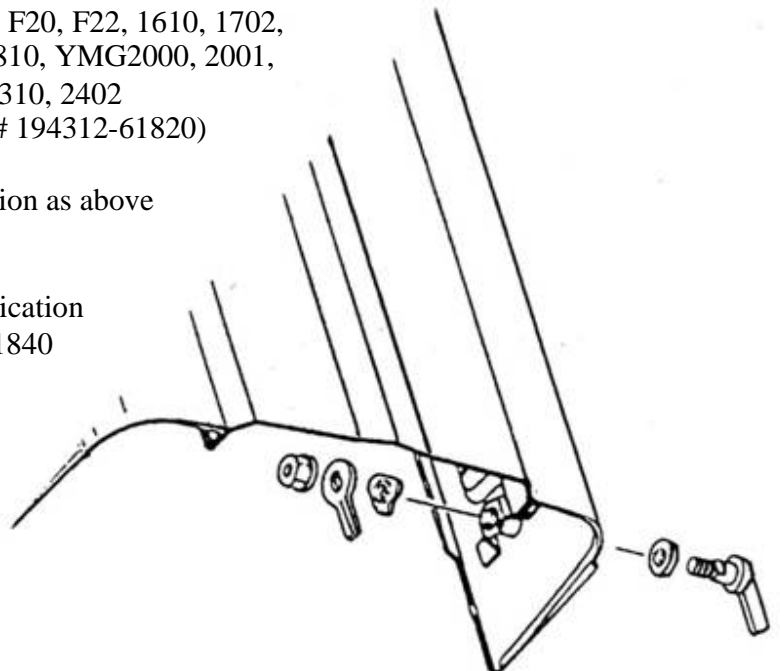
CM-61810 Cam lock – Same application as above
Repl. 194312-61810

WW-6184 Wavy washer – same application
As above Repl. 194312-61840

M8NUT 8mm nut fits LL-61820

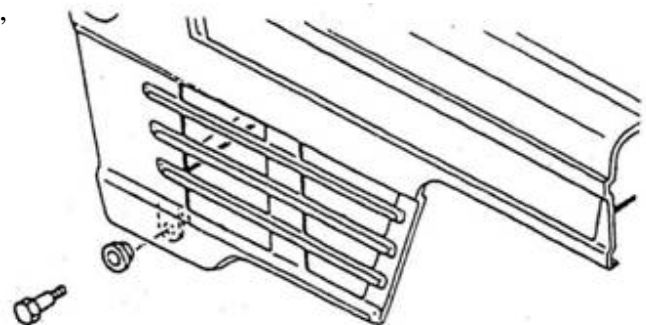
M8LW 8mm lock washer

M8X24FW 8mm flat washer

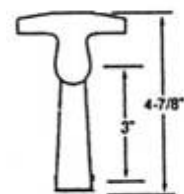


HB-4155 Hood hinge bolt bushing – rubber 2310, 2500, 3000, 3110, 3220, 4220
Repl. 194155-61251

HB-100 Hood hinge bolt 2310, 2500, 3000, 3110, 3220, 4220
Repl. 194155-61240 & 194155-61241


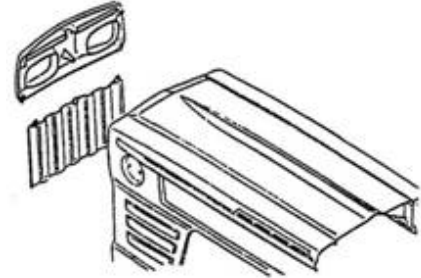


HL-194 Rubber hood latch – OEM style Repl. 194080-61810
1500, 1600, 1700, 1900, 2000 etc



Headlight and Lower Grilles

- HG-2310** Head light grille 2001, 2010, 2301, 2310
Replaces 194312-61250
- HG-4145** Head light grille 330, 336, 2500, 2610, 3000
3110, 3810 Repl. 194145-61252-Q
- FG-613** Front lower grille (**Metal**) 276, 336, 2500, 2610, 3000
Repl. 194370-61371 (old # 194145-61370)
- HG-4327** Head light grille 2020, 2202, 2220, 2402, 2420, 2620, 2820, 3220, 4220
Repl. 194327-61250 & 194550-61250
- HG-4420** Head light grille 220, 250, 1301, 1502, 1601, 1610,
YMG1800, 1810, YMG2000 Repl. 194420-61250-Q
- HG-4520** Head light grille 1602, 1702, 1720, 1802, 1820,
2002 Repl. 194520-61250
- HG-4130** Head light grille 1700, 2000, 2210, 2200, 2700
Repl. 194130-61162 (**METAL**) Will replace plastic
head light grille on 1700B, 2000B and 2210B
- FG-4446** Front lower grille (metal) 140, 147, 220, 250, 1301, 1601, 1610,
YMG1800, 1810, YMG2000 Repl. 194446-61310-Q
(Old # 194422-61371); will fit 1602, 1702, 1720, 1802, 2002
Repl. 194520-61370
- FG-4312** Front lower grille 2001, 2010, 2301, 2310 Repl. 194312-61370
- HG-4440** One-piece grille & head light cowl 1401, 1510
Repl. 194440-61250
- FG-4080** Grille, lower front 195, 240, 1700, 2000, 2200, 2700
Repl. 194080-61211



Hood Decal Set for Yanmar

Black letters and numbers
on ivory background



2-wheel drive

DS-1300 Hood decal set for YM1300

DS-1401 Hood decal set for YM1401

DS-1500 Hood decal set for YM1500

DS-1510 Hood decal set for YM1510

DS-1601 Hood decal set for YM1601

DS-1610 Hood decal set for YM1610

DS-1700 Hood decal set for YM1700

DS-1702 Hood decal set for YM1702

DS-1720 Hood decal set for YM1720

DS-1802 Hood decal set for YM1802

DS-1810 Hood decal set for YM1810

DS-1820 Hood decal set for YM1820

DS-2000 Hood decal set for YM2000

DS-2000B Hood decal set for YM2000B

DS-2001 Hood decal set for YM2001

DS-2002 Hood decal set for YM2002

DS-2010 Hood decal set for YM2010

Continued on next page

4-wheel drive

DS-1300D

DS-1401D

DS-1500D

DS-1510D

DS-1601D

DS-1610D

DS-1700D

DS-2000D

DS-2010D

Continued from previous page

2-wheel drive		4-wheel drive
DS-2020	Hood decal set for YM 2020	
DS-2202	Hood decal set for YM2202	
DS-2210	Hood decal set for YM2210	DS-2210D
DS-2210B	Hood decal set for YM2210B	
DS-2220	Hood decal set for YM2220	
DS-2301	Hood decal set for YM2301	DS-2301D
DS-2310	Hood decal set for YM2310	DS-2310D
DS-2402	Hood decal set for YM2402	
DS-2420	Hood decal set for YM2402	
DS-2500	Hood decal set for YM2500	
DS-2610	Hood decal set for YM2610	DS-2610D
DS-2620	Hood decal set for YM2620	
DS-2820	Hood decal set for YM2820	
DS-3000	Hood decal set for YM3000	
DS-3110	Hood decal set for YM3110	DS-3110D
DS-3220	Hood decal set for YM3220	DS-3220D
DS-3810	Hood decal set for YM3810	
	Hood decal set for YM4220D	DS-4220D
DS-YMG1800	Hood decal set for YMG1800	
DS-YMG2000	Hood decal set for YMG2000	

- Caution** **CAUTION** To avoid possible injury or property damage never start engine or operate tractor unless seated in operator seat
- Caution-1** **CAUTION BEFORE** putting the key in the ignition review ALL tractor controls in the operation manual etc
- Caution-2** **CAUTION** PLEASE REVIEW the throttle lever control decal for proper directions for “FAST” and “SLOW”
- Diesel Fuel** **DIESEL FUEL ONLY** decal
- PTO-1** Decal, **CAUTION** PTO speed 1 corresponds closely to the standard 540 rpm.
- PTO-2** Decal, **CAUTION – Overrunning clutch MUST be used**
- IS-Decal** Ignition switch key label Repl. 194310-65720

Decal-PTO

PTO Shift pattern decal 2210, 2210B
Repl. 194310-24910

Decal-Pwr Shft

Power shift lever indicator decal 2210, 2210B,
2610, 3110, 3810 Repl. 194320-65310

Throttle-2

Slow / Fast decal 1700B, 1702, 1720, YMG1800, 1802, 1810,
1820, YMG2000, 2001, 2002, 2020, 2202, 2220, 2301, 2402,
2420, 2620, 2820, 3220, 4220 Repl. 194430-65430;
F16, F18, F20, FX20, F22, FX22, F24, FX24 FX26, FX28,
FX32, F37D, FX42, F46D, FX235, FX255, FX285, FX305
Repl. 194215-65510 (old # 194630-65430)

Throttle-3

Stop / Slow / Fast decal 1300, 1401, 1500, 1510, 1601, 1610, 1700,
2000, 2000B, 2010, 2210, 2210B, 2310, 2500, 3000, 3110, 3810
Repl. 194145-65430

- Decal-4wd** IN / OUT 4WD indicator decal 1601D, 1610D, 1702D, 1720D, 1802D, 1810D, 2002D, 2202D, 2402D, 2610D, 3110D, 3810D
Repl. 194740-73450
- Decal-Range** Trans range decal 1601, 1610, 1700B, 1702, 1720, YMG1800, 1802, 1810, 1820, YMG2000, 2002
Repl. 194420-65731
- Decal-555** Trans range decal F20, FX20, F22, FX22, F24, FX24, FX26, FX28, FX32, F37D, FX42, F46D, F235, FX235, F255, FX255, FX285, FX305 Repl. 194555-65740, 194640-65740
- Decal-3speed** Trans shift pattern decal 1100, 1300, 1401
- Decal-Shift** Trans shift pattern decal 1700, 2000, 2000B
Repl. 194151-65710
- Decal-8speed** Trans shift pattern decal 1500
- Decal-2210 trans** Trans shift pattern decal 2210, 2210B, 2610, 2620, 2820, 3110, 3220, 3810, 4220 Repl. 194310-27900
- Decal-2500** Trans shift pattern decal 2500
- Decal-H** Trans shift pattern decal 2001, 2010, 2020, 2202, 2220, 2301, 2310, 2402, 2420 Repl. 194312-65730
- Decal-123** PTO speed indicator decal 1510, 1601, 1610, 1702, 1720, 1802, YMG1800, 1810, 1820, YMG2000, F18
Repl. 194520-65610, 194430-65610, 194208-65671
- Decal-13** 1 PTO 3 decal 2001, 2002, 2010, 2020, 2202, 2220, 2301, 2310, 2402, 2420, 2610, 2620, 3110 Repl. 194312-65620
- Decal-24** 2 PTO 4 decal 2001, 2002, 2010, 2020, 2202, 2220, 2301, 2310, 2402, 2420, 2610, 2620, 3110 Repl. 194312-65630

Decal-21	2 PTO 1 decal - 3220, 4220, F20, FX20, F22, FX22, F24, FX24, FX26, FX28, FX32, F37D, FX42, F46D, F235, FX235, F255, FX255, FX285, FX305 Repl. 194555-65621, 194361-65620, 194327-65620
Decal-43	4 PTO 3 decal - 3220, 4220, F20, FX20, F22, FX22, F24, FX24, FX26, FX28, FX32, F37D, FX42, F46D, F235, FX235, F255, FX255, FX285, FX305 Repl. 194555-65631, 194361-65630, 194327-65630
Decal-4130	PTO range decal 2500, 3000 Repl. 194130-65611
Decal-4150	PTO range decal 1600, 1700, 1700B, 1900, 2000, 2000B Repl. 194150-65610
Decal-4190	PTO range decal 1500 Repl. 194190-65611
Decal-4200	PTO range decal 1100, 1300, 1401 Repl. 194200-65670
Decal-HiLo	PTO Hi - Lo indicator decal 1300, 1401, 1500
Decal-Decomp	Decomp 1510, 1601, 1610, 1702, 1720, YMG1800, 1802, 1810, 1820, YMG2000, 2001, 2002, 2010, 2020, 2202, 2220, 2402, 2420, 2610, 2620, 2820, 3110, 3220, 3810, 4220
Decal-Lift	3 pt lift decal - Down / Up
Decal-Lock	Diff lock decal 1300, 1401, 1510, 1601, 1610, 1700, 1700B, YMG1800, 1802, 1810, 2000, YMG2000, 2002, 2202, 2210, 2210B, 2220, 2310, 2402, 2420, 2500, 2610, 2620, 2820, 3000, 3110, 3220, 3810, 4220 Repl. 194130-65440

Fender Bolts and Bushings

FB-100 Fender bushing 5/8" ID x 2" long 2620,
2820, 3000 Repl. 194145-62251

FB-101 Fender bolt – 118mm long – HT 2620,
2820, 3000 Repl. 194145-62270

FB-102 Fender bolt – 74mm long – HT
2500 Repl. 194134-62270

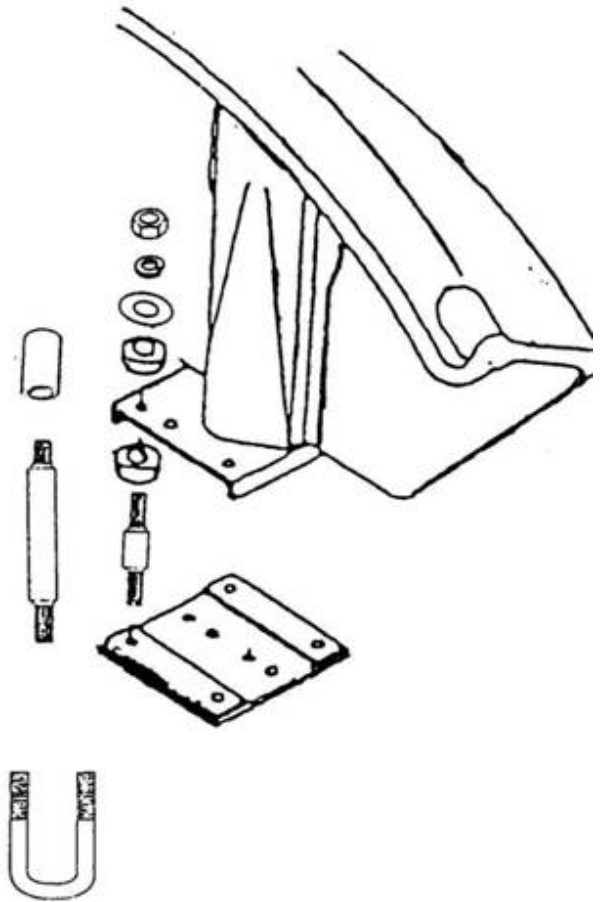
RC-4145 Fender cushion, rubber
1702, 1720, 2500, 2620,
2820, 3000 Repl. 194145-62260

M12NUT Nut, hex, plated, 12mm

M12FW Washer, flat, plated, 36.50mm OD

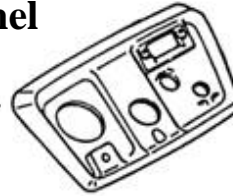
M12LW Washer, lock, plated

FB-622 Fender U-bolt 1600, 1900
Repl. 194150-62210



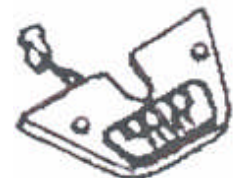
Dash Board Panel

- DBP-4145** Dash board panel 330, 336, 2500, 2610, 3000, 3110, 3810 Repl. 194145-61610
- DP-4312** Dash board panel 2001, 2010, 2020, 2202, 2220, 2402, 2420, 2301, 2310 Repl. 194312-61610
- DBP-4420** Dash board panel 1601, 1610, 1700B, 1702, 1720, 1810, 1820, 2000B, 2002, 2210B Repl. 194420-61611
- DBP-4327** Dash board panel 2620, 2820, 3220, 4220 Repl. 194327-56090
- GA-2310** Temp / fuel gauge 1700B, 1702, 1720, YMG1800, 1810, 1820, 2000B, YMG2000, 2010, 2020, 2202, 2210B, 2220, 2301, 2310, 2402, 2420 Repl. 194420-56401 (**straight or flat bracket**)
- GA-4420** Temp / fuel gauge 1601, 1610, 1802, 2002 Repl. 194420-56431 (**angle bracket**)
- GA-2000** Temp / fuel gauge with two mtg studs 1601, 1610



Transmission Drive Indicator

- TDI-4145** Trans drive indicator 1720, 1820, 2620, 2820, 3220, 4220 Repl. 194520-56020 (approx. 3" tall)
- TDI-4550** Trans drive indicator 2020, 2220, 2420 Repl. 194550-56020 (approx. 3-1/2" tall)



Side Screens

SP-121 Side screen, RH 1601, 1610, 1702, 1720
Repl. 194420-05121

SP-111 Side screen, LH 1601, 1610, 1702, 1720
Repl. 194420-05111

SP-2000 Side screen, RH 1700, 2000, 2210
Repl. 194155-05122

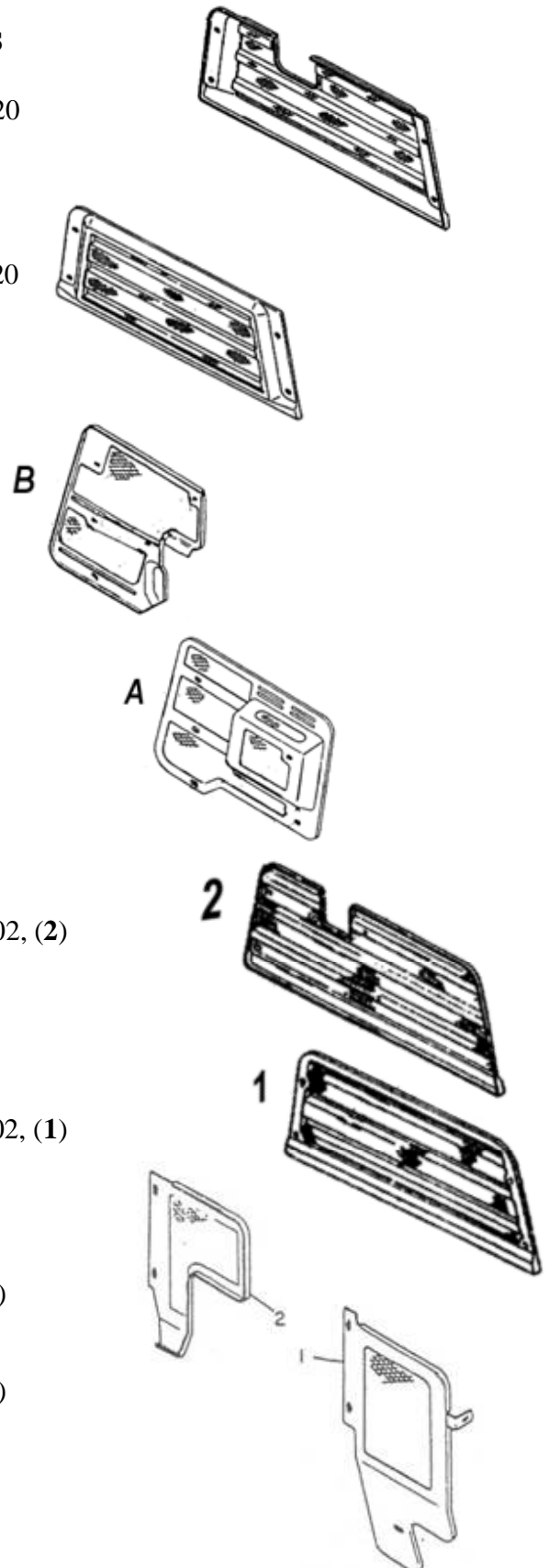
SP-4155 Side screen, LH 1700, 2000, 2210
Repl. 194155-05112

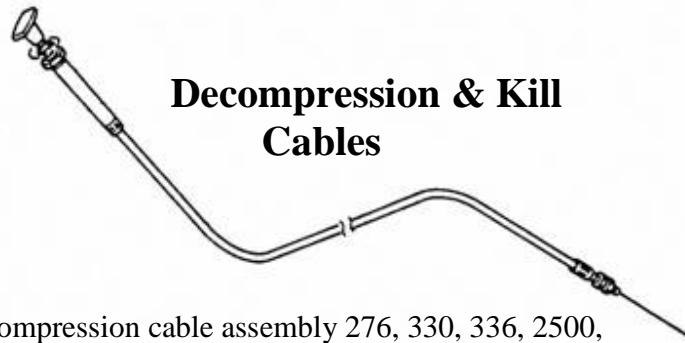
SP-5120 Side screen, RH 2001, 2010, 2020, 2202, (2)
2220, 2301, 2310, 2402, 2420
Repl. 194312-05120

SP-5110 Side screen, LH 2001, 2010, 2020, 2202, (1)
2220, 2301, 2310, 2402, 2420
Repl. 194312-05110

SP-4190 Side screen, RH 1500 Red or Green (2)
Repl. 194190-05120

SP-1500 Side screen, LH 1500 Red or Green (1)
Repl. 194190-05110





- DC-4145** Decompression cable assembly 276, 330, 336, 2500, 2610, 2620, 2820, 3000, 3110, 3220, 3810, 4220 Repl. 194145-01501 (approx. 42")
- DC-4802** Decompression cable assembly 142, 146, 1702, 1720, YMG1800, 1802, 1810, 1820, 2000B, YMG2000, 2001, 2002, 2010, 2020, 2202, 2210B, 2301, 2310, 2402, 4300 Repl. 194802-01550 (old # 194167-01500 & 194275-01500) (approx 32")
- KC-4172** Kill or decomp cable assembly 226, 2220, 2420 Repl. 194172-01500 (approx. 40")

Lever Components

LK-1190 Throttle lever knob 1500, 1600, 1900, (1)
2500, 3000 Repl. 194150-01190

FP-8220 Throttle friction disc 1500, 1510, (2)
1600, 1610, 1700, 1900, 2000, 2500, 3000
Repl. 198220-01261 (old #194065-01260)
194145-01260 & 194150-01260)

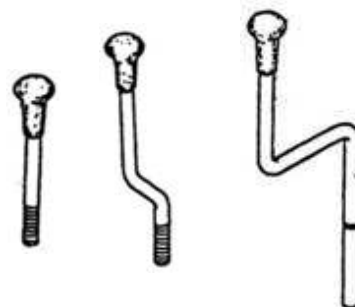
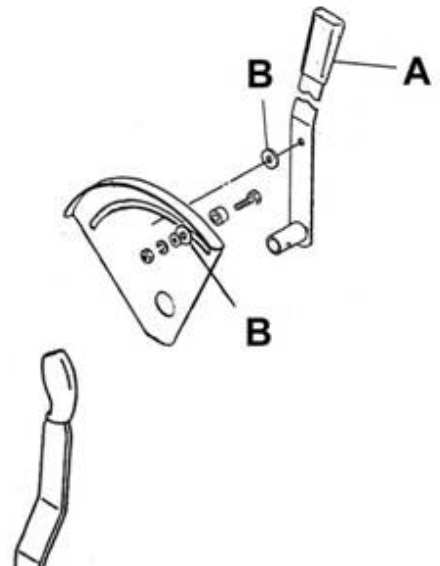
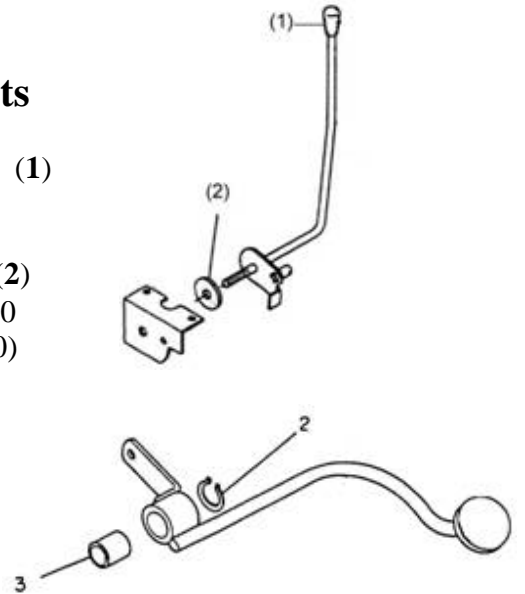
CLB-2228 Foot throttle bushing 1900 (3)
Repl. 194130-22280

FLK-621 Control lever cover 1500, 1600, 1700, (A)
1900, 2000 Repl. 194150-47621

FP-4130 Control lever friction disc 1500, 1700, (B)
2000, 2200, 2700
Repl. 194130-47791

LK-4420 Control lever knob – 336, 1610, YMG1800,
YMG2000, 3810 Repl. 194420-47370

SK-855 Shift lever knob – small 1500,
1600, 1700, 1900, 2000, 2500,
3000 Repl. 194990-85561



Continued on next page

Continued from previous page

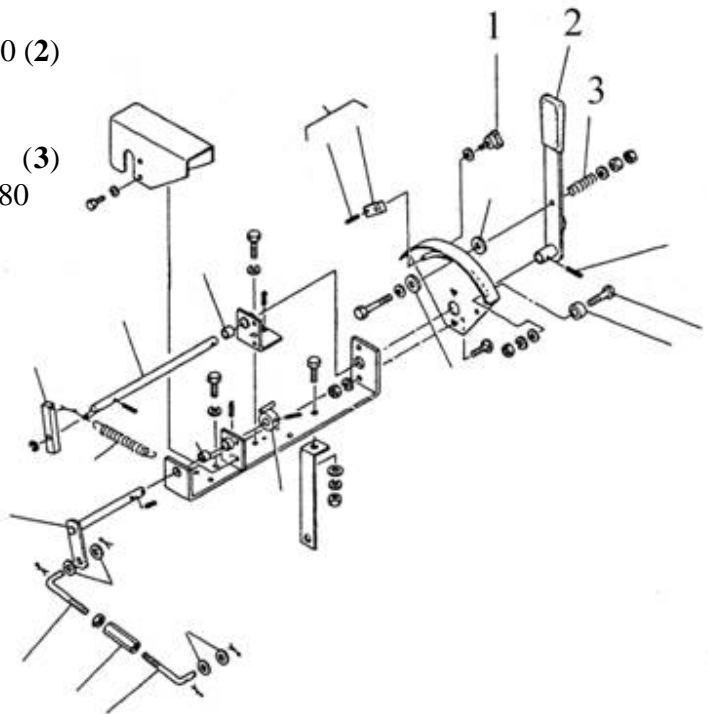
SK-1020 Transmission shift lever knob – large 1500,
1600, 1900, 2500, 3000 Repl. 1A1020-58150

SB-4065 Shifter boot, 155, 1500, 1700,
YMG1800, YMG2000, 2000, 2500, 2610,
2620, 2820, 3000, 3810
Repl. 194065-27360 (old# 194080-27252)

CK-4130 Hyd. lever control knob 1500, 1600, 1700, 1900, 2000, (1)
2500, 3000 Repl. 194130-47851

FLK-621 Control lever cover 1600, 1900 (2)
Repl. 194150-47621

TBA Lift lever spring 1700, 2000, (3)
2500, 3000 Repl. 194130-47780



Group 7

3 – Point


Pins, Chains, and Side Links



P-3916 Upper arm pin Pin dia. $\frac{3}{4}$ ", 12mm thread, 3-9/16" OAL

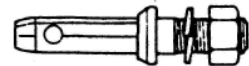
P-4516 Upper arm pin w/ shoulder, $\frac{3}{4}$ " pin dia., 16mm thread, 4-5/16" OAL

P-771 Top link pin $\frac{3}{4}$ " dia. X 2-3/4" usable length.

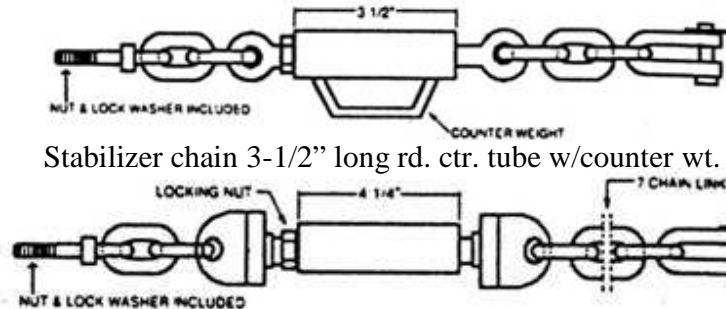


P-772 Top link pin $\frac{3}{4}$ " dia. X 3-7/8" usable length.

P-728 Lift arm pin 7/8" X 7/8" X 5-1/2" OA length.

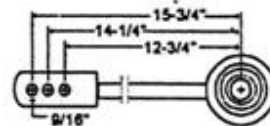


SC-350 Stabilizer chain 3-1/2" long rd. ctr. tube w/counter wt.

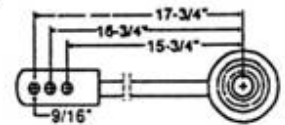


SC-425 Stabilizer chain 4-1/4" long sq. ctr. tube w/lock nut
2500, 2700, 3000, 3110, 3220 Repl. 794130-74601

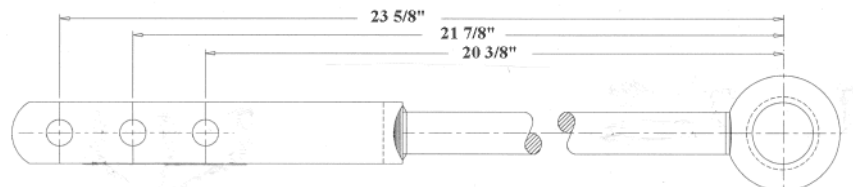
SL-975 Side link, non adjustable
w/clevis pin 165, 1700, 2000



SL-1150 Side link, non adjustable w/
clevis pin Repl. 194415-72501
F255, FX255 Repl. 194555-72300



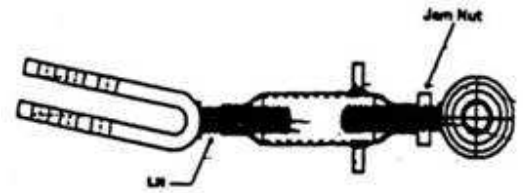
SL-155 Side link, non adjustable w/clevis pin 3220, 4220,
FX26, FX28, FX32, FX42 Repl. 194327-72500



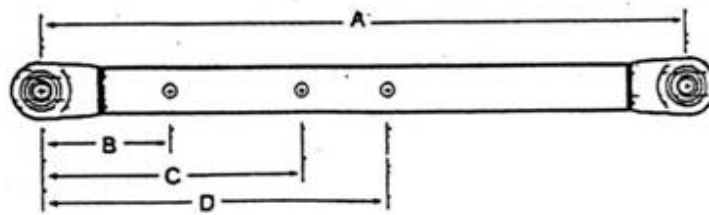
ASL-750 Adj. Side link – 7-1/2" center tube
w/clevis pin

ASL-950 Adj. Side link – 9-1/2" center tube
w/clevis pin

P-159 Clevis pin w/hair pin clip for ASL-750, ASL-950,
SL-155, SL-975, SL-1150 side links



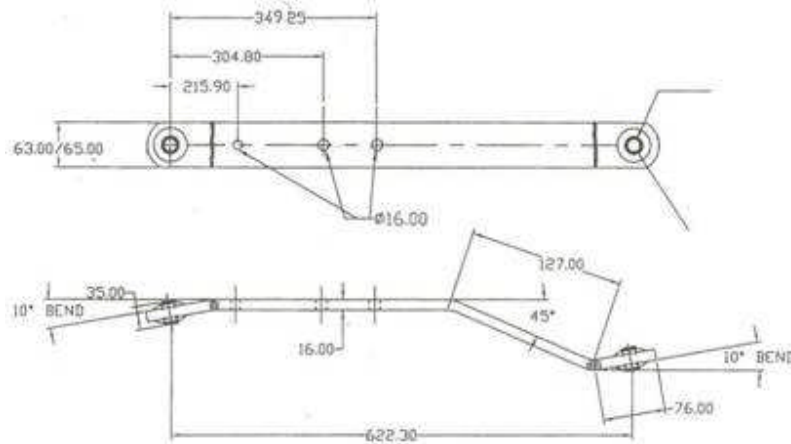
Lift Arms – CAT. 1 Ends



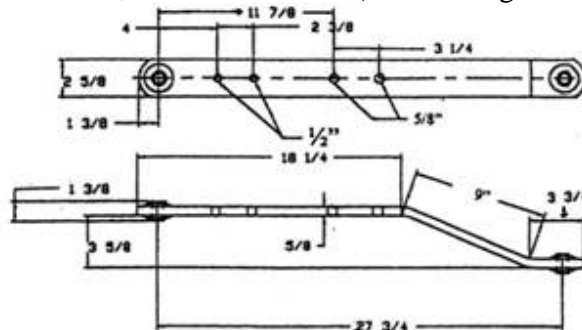
LA-235 Lift arm A – 23-1/2", B – 8-1/2", C – 12", D – 13-3/4" (5/8" thick)

LA-275 Lift arm A – 27-1/2", B – 6", C – 13", D – 16" (5/8" thick)

LA-295 Lift arm A – 29-1/2", B – 6", C – 11-3/4", D – 15-1/2" (5/8" thick)



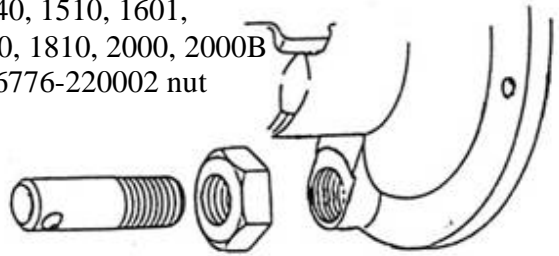
LA-245 Lift arm, 24.5 inch centers (see drawing for details)



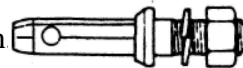
LA-2775 Lift arm, 27.75 inch centers (see drawing for details)

Pins

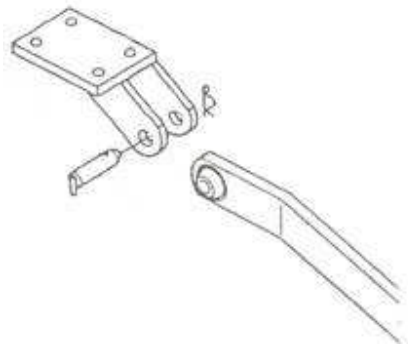
- P-784** Lower link hinge pin w/nut 195, 240, 1510, 1601,
1610, 1700, 1702, 1720, YMG1800, 1810, 2000, 2000B
Replaces 194150-73182 pin and 26776-220002 nut



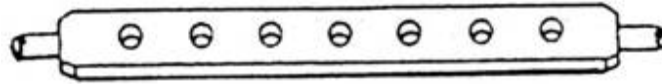
- P-728** Lift arm pin 7/8" X 7/8" X 5-1/2" OA length



- P-4130** Lift arm pin w/ hair pin 2500, 2610,
2620, 2820, 3000, 3110 Repl. 194130-73180

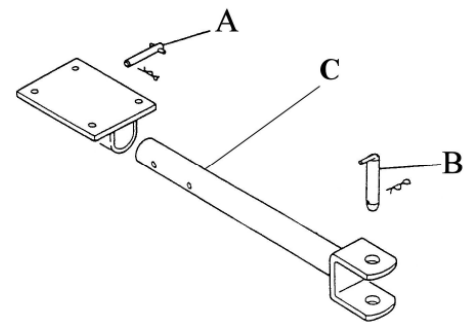


Draw Bars



- DB-419** Drawbar, for most tractors with 20" lift arm spacing.
7 hole – Cat. 1, made of 1" X 2-1/2" high carbon steel.

- P-1670** Drawbar retainer pin (16mm dia.) 1610, (A)
1700, 1702, YMG1800, 1802, 1810, 1820,
2000, YMG2000, 2001, 2002, 2010, 2020,
2002, 2210, 2220, 2301, 2310, 2402, 2420,
F18, FX18, F20, F22, F24, FX26, FX28, F255,
FX255 Repl. 194150-75740



- P-2290** Drawbar retainer pin (22mm dia.) 2500, 2610, (A)
2620, 2820, 3000, 3110, 3220, 3810, 4220, FX26,
FX28, FX32, FX42 Repl. 194145-75240

- P-1670** Drawbar pin (16mm dia.) (B)
1600, 1900
Repl. 194150-75740

- P-2290** Drawbar pin (22mm dia.) 1601, 1610, 1702, 1720, 1802, 1810, (B)
1820, 2001, 2002, 2010, 2020, 2202, 2210, 2220, 2301, 2310,
2402, 2420, F18, F20, F22, F24, FX26, FX28 Repl. 194145-75240

- DB-4150** Drawbar 1600, 1700, 1900, 2000, 2210 (C)
Repl. 194150-75710


- DB-4420** Drawbar 1601, 1610, 1702, 1720, 1802, 1810, 1820, 2001, (C)
2002, 2010, 2020, 2202, 2220, 2301, 2310, 2402, 2420
Repl. 194420-75710

- DB-4145** Drawbar 2500, 2610, 2620, 2820, 3000, 3110, 3220, (C)
3810, 4220 Repl. 194145-75210

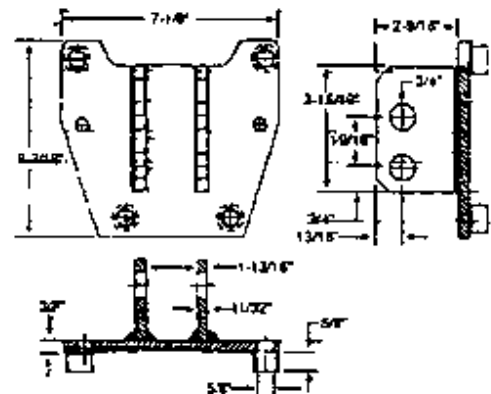
Top Link and Top Link Brackets

- TL-109** Top link, Cat. 1, 9" center tube
- TL-111** Top link, Cat. 1, 11" center tube
- TL-1125** Top link, Cat. 1, 12-1/2" center tube
- TL-116** Top link, Cat. 1, 16" center tube

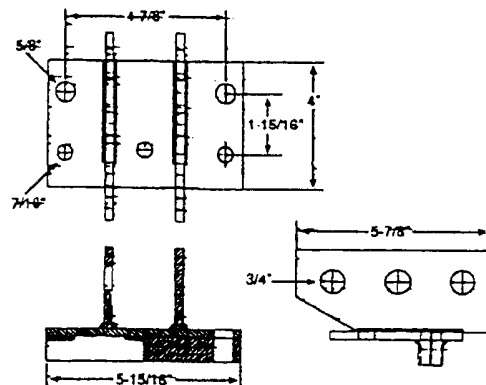
CATEGORY 1



- TLB-1401** Top link bracket for 135, 155, 165, 169, 1100, 1300, 1301, 1401, F135, F155 Replaces 194340-10010

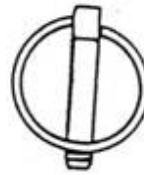


- TLB-1510** Top link bracket for YM1510



Lynch Pins

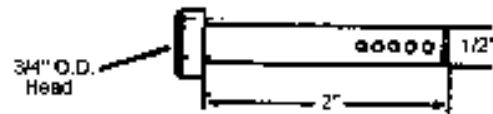
- P-794** Lynch pin – ¼” dia. pin
- P-7915** Lynch pin – 5/16” dia. pin
- P-791** Lynch pin – 7/16” dia. pin



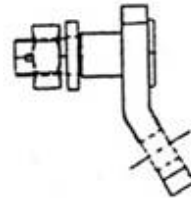
100 per bag
Sold in multiples of 100

Clevis Pins and Components


- P-7415** Clevis pin, adj. – ½” X 2”



- CE-749** Check chain clevis eyebolt w/nut & washer
195, 226, 240, 1610, 1700, 1700B, 1702,
1720, YMG1800, 1802, 1810, 2000,
YMG2000, 2002, 2010, 2020, 2202, 2210
Repl. 194150-74910



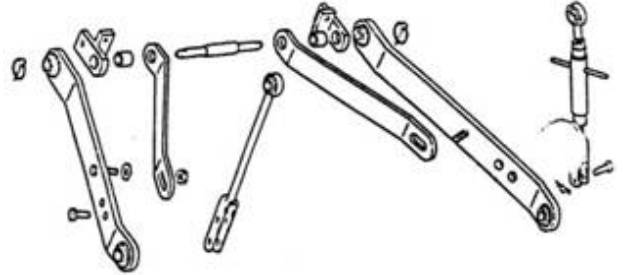
- CL-1548** Clevis, loose pin type, 3/8” body w/ 7/16” pin



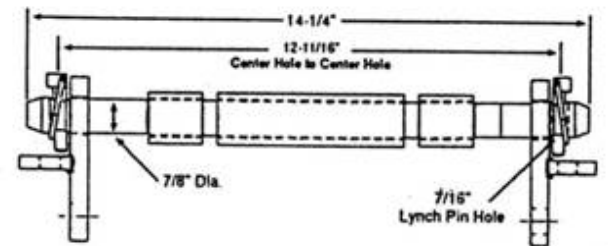
3-Point Components for YM1500

TPH-1500 3-point hitch kit for **YM1500** consists of:

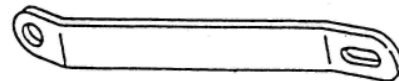
- 2 - LA-235 Lift arms
- 1 - LLK-1500 Lower link kit
- 2 - SB-1500 Stabilizer arms
- 1 - ASL-750 Adjustable side link
- 1 - SL-975 Non-adjustable side link



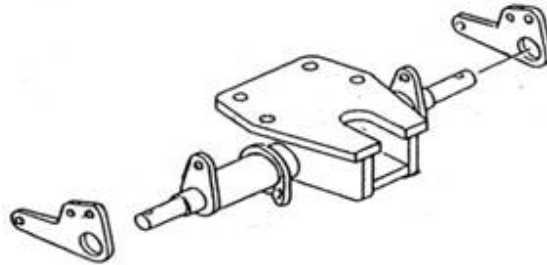
LLK-1500 Lower link kit for 1500 and others



SB-1500 Stabilizer arm for 1500
Replaces 194190-74110

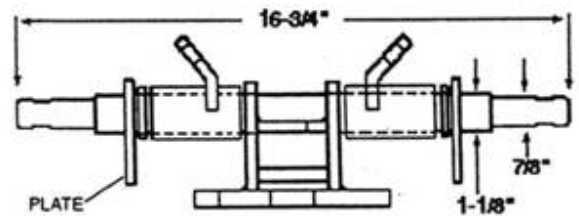


Lower Hitch Assembly and Components

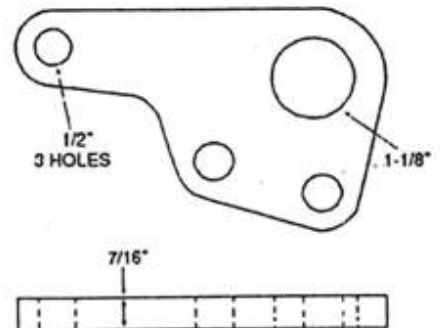


LLK-1300 Lower hitch assembly for 135, 155, 165, 1100, 1300, 1301, 1401, F14, F15, F155

2 of H-1300 Hinge plate also required.
Repl. 194340-75410 & 194340-75411



H-1300 Hinge plate for LLK-1300 (2 required)
Replaces 194200-75502

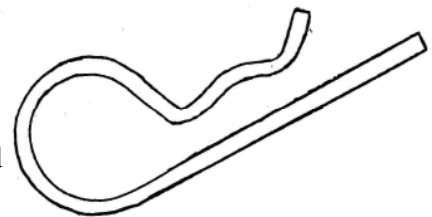


Hair Pin Clips



- P-7920** Hair pin clip – X X small
- P-7922** Hair pin clip – 5/64" (2mm) x 1-21/32" oal
- P-7923** Hair pin clip – 3/32" (2.5mm) x 1-11/16" oal
- P-7924** Hair pin clip – 1/8" (3mm) x 2-1/2" oal
- P-7925** Hair pin clip – 5/32" (4mm) x 3" oal

- P-7927** Hair pin clip- 3/16" (5mm) x 3-15/16" oal
 Special design for tiller spring rod – slightly
 open (as shown) with extended straight pin and
 27mm finger pull hole Repl. 195214-15870

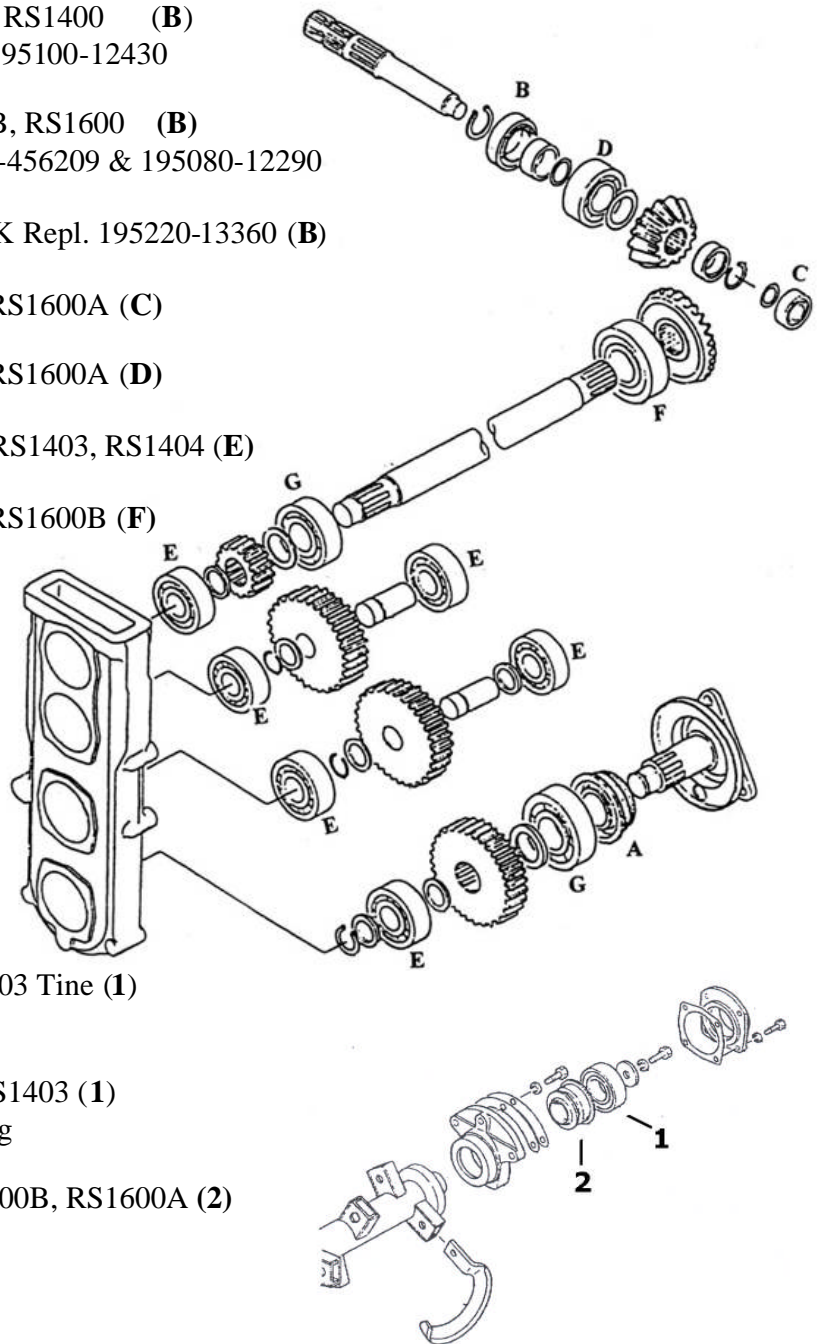


Group 8

Tiller

Gearbox Components

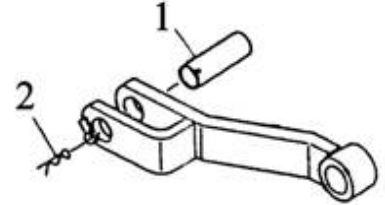
- SS-2423** Gearbox seal w/ sleeve, for 1400, 1400K, RS1500B, RS1600A, 1600FA, 1601 Replaces 195081-13770 (A)
- S-14251** Gearbox seal w/ sleeve RS1200, RS1300, RSK1303, (A)
RS1403, RS1404, RS1504; RSB-1401, 1402, 1501, 1502, 1601, 1602
Repl. 195100-14251
- 35x55x8TC** Input shaft seal RS1200, RS1400 (B)
Repl. 194420-24340 & 195100-12430
- 45x62x9TC** Input shaft seal RS1500B, RS1600 (B)
RS1601 Replaces 24423-456209 & 195080-12290
- 40x62x8TC** Input shaft seal RC1503K Repl. 195220-13360 (B)
- 6204-2RS** Ball bearing RS1500B, RS1600A (C)
- 6207-2RS** Ball bearing RS1500B, RS1600A (D)
- 6306-2RS** Ball bearing RS1303K, RS1403, RS1404 (E)
- 6308-2RS** Ball bearing RS1500B, RS1600B (F)
- 6207-2RS** Ball bearing RS1200, 1303 Tine bar idler end bearing (1)
- 6208-2RS** Ball bearing RS1400, RS1403 (1)
Tine bar idler end bearing
- SS-2423** Idler seal w/sleeve RS1500B, RS1600A (2)
Repl. 194080-09551



Tiller Bracket Components

P-5260

Tiller bracket pin for RC1503 & RC1503K tillers
on 1601 and 1610 tractors
Replaces 195260-17370 (1) & includes hair pin (2)
(old # 195230-17340)



Oil Plug

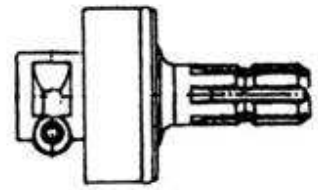
TP-5230

Oil filler plug – plastic; common to most
Yanmar tillers Repl. 195230-12190



Over-Running Clutch

OR-660 Over-running clutch, quick disconnect
1-3/8" 6 spline X 1-3/8" 6 spline



Tiller Tines

TT-510 Tiller tine – LH – **12mm** bolt (Models 1400 & up)
Replaces 195107-18510

TT-520 Tiller tine – RH – **12mm** bolt
Replaces 195107-18520

TT-534L **SET of 34** tiller tines, 17 each TT-510 & TT-520

M12X30 Cap screw, hex head, plated (10 per package)

M12LW Washer, lock, plated, 12mm (10 per package)

M12NUT Nut, hex, plated, 12mm (10 per package)

TT-970 Tiller tine – LH – **10mm** bolt (Models 1300 & below)
Replaces 195187-14970 & 195107-18310

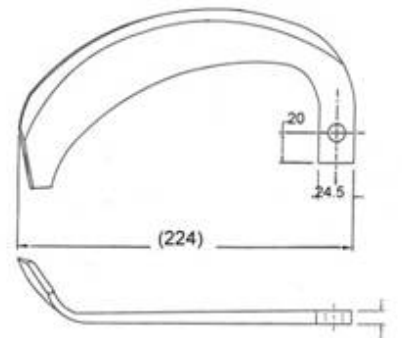
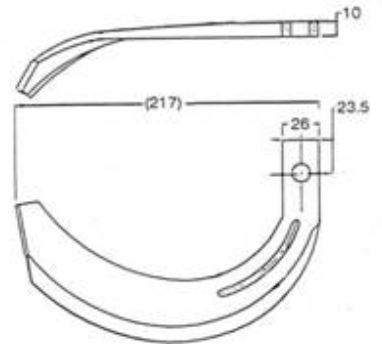
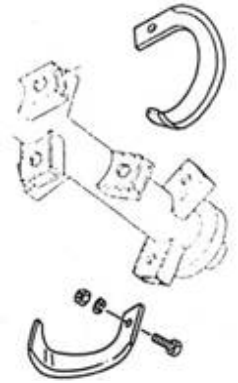
TT-980 Tiller tine – RH – **10mm** bolt
Replaces 195187-14980 & 195107-18320

TT-932S **SET of 32** tiller tines, 16 each TT-970 & TT-980

M10X30 Cap screw, hex head, plated (10 per package)

M10LW Washer, lock, plated, 10mm (10 per package)

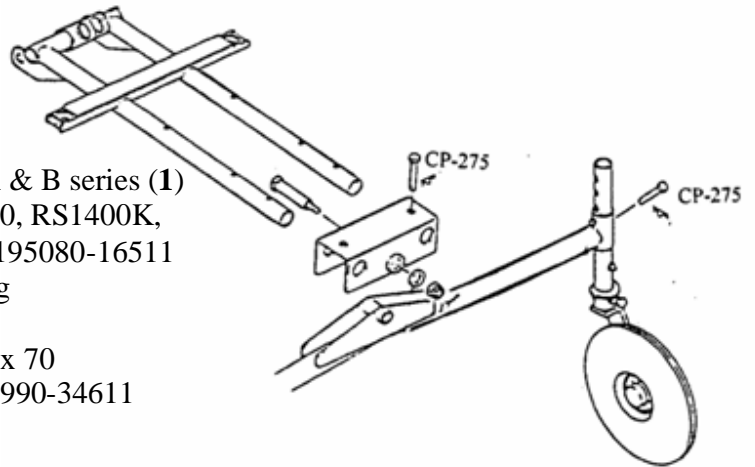
M10NUT Nut, hex, plated, 10mm (10 per package)



Hitch Bar and Components

THB-1400 Tiller hitch bar RC1500 A & B series (1)
RS1200, RS1300, RS-1400, RS1400K,
RS1500B, RS1600 Repl. 195080-16511
22 mm OD x 125 mm long

CP-275 Tiller bar pin w/ clip – 10 x 70
Repl. 195131-16380 / 194990-34611



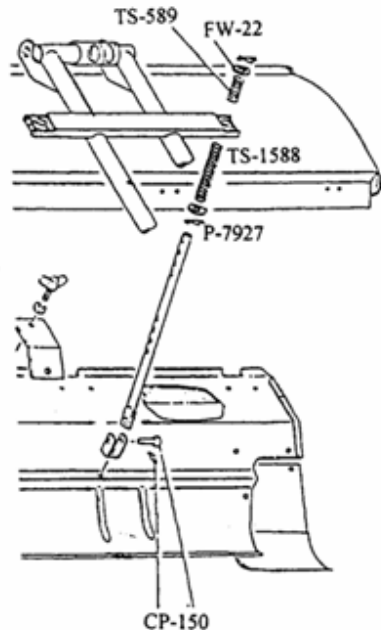
P-7927 Hair pin clip – 5mm dia.

FW-22 Flat washer
Repl. 22137-220000

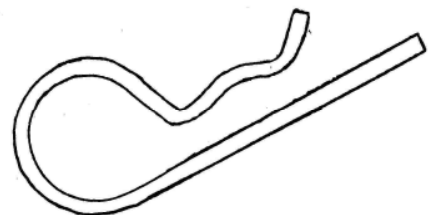
TS-589 Short spring rod spring
Repl. 195214-15890

TS-1588 Long spring rod spring
Repl. 195214-15880

CP-150 Spring rod pin w/ clip
Repl. 195088-15880

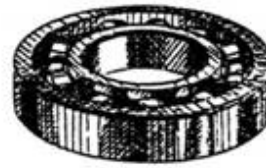



P-7927 Hair pin clip- 3/16" (5mm) x 3-1/2" oal
Special design for tiller spring rod – slightly
open (as shown) with extended straight pin and
27mm finger pull hole Repl. 195214-15870



Group 9

Bearings & Seals



5205-2RS Ball brg., double row
sealed both sides

5206-2RS Ball brg., double row
sealed both sides

6002-2RS Ball brg., sealed both sides

6004-2RS Ball brg., sealed both sides

6005-2 RS Ball brg., sealed both sides

6006-2RS Ball brg., sealed both sides

6007-2RS Ball brg., sealed both sides

6008-2RS Ball brg., sealed both sides

6009-2RS Ball brg., sealed both sides

6011-2RS Ball brg., sealed both sides

6012-2RS Ball brg., sealed both sides

6013-2RS Ball brg., sealed both sides

6201-2RS Ball brg., sealed both sides

6202-2RS Ball brg., sealed both sides

6203-2RS Ball brg., sealed both sides

6203-2RS-16MM bore Sealed both sides

6204-2RS Ball brg., sealed both sides

6204-2RSNR Ball brg., sealed both sides
w/snap ring Repl. 24121-062044

6205-2RS Ball brg., sealed both sides

6205-2RSNR Ball brg., sealed both sides
w/snap ring Repl. 24121-062054

6206-2RS Ball brg., sealed both sides

6206-2RSNR Ball brg., sealed both sides
w/snap ring Repl. 24121-062064

6207-2RS Ball brg., sealed both sides

6208-2RS Ball brg., sealed both sides

6209-2RS Ball brg., sealed both sides

6210-2RS Ball brg., sealed both sides

6210-2RSNR Ball brg., sealed both sides
w/snap ring 2200, 2500, 2700 outer rear axle

6211-2RS Ball brg., sealed both sides

6212-2RS Ball brg., sealed both sides

6302-2RS Ball brg., sealed both sides

6304-2RS Ball brg., sealed both sides

6305-2RS Ball brg., sealed both sides

6306-2RS Ball brg., sealed both sides

6307-2RS Ball brg., sealed both sides

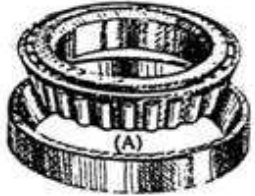



6308-2RS Ball brg., sealed both sides


6312-2RS Ball brg., sealed both sides

NJ-207 Cylindrical brg., open both sides
Repl. 24148-002074


NJ-306E Cylindrical brg.
Repl. 194465-14140

NJ-4514 Ball bearing
Repl. 194200-34200

30205	Bearing & cup, outer front wheel bearing 3000 (A) Repl. 194145-11910 & 24142-302050	
30206	Bearing & cup, front axle stub bearing, YM1500D – Repl. 24141-302060 (A)	
32006	Bearing & cup, front axle, 1510D (A) Repl. 24141-320060	
32007	Bearing & cup, front axle, 1510D (A) Front drive shaft – 3110D; Inner frt. wheel 3000 Repl. 24141-320070	
51105	Brg & cup – spindle, 1100D, 1300D, 1301D, 1401D, 1810, 1820, (A) 3110D, F14, F15 Repl. 24520-511050 (old # 194210-14300)	
NB-1191	Bearing, needle, front axle, YM1500D green Repl. 191191-14120 (B)	
NB-1412	Bearing, needle – Repl. 194191-14120 (B)	
NB-1510	Bearing, needle, 1510D front knuckle, lower Repl. 194441-13880 (C)	 
NB-3110	Bearing, needle, front spindle, 3110D, 3810D Repl. 194321-13860 (B)	
NB-4161	Bearing, needle, 3110D trans. main shaft Repl. 24161-252917 (old # 194320-25290) (C)	
NB-4162	Brg., needle, PTO cover 1500 Repl. 24162-253320 & 194190-25430 (B)	
NB-4190	Bearing, needle, 1500 transmission – Repl. 24162-182412 (B) (old # 194190-26170)	
NB-4191	Bearing, needle, front axle, YM1500D red – Repl. 194191-14190 (C)	
NB-4210	Brg., needle, front spindle, 1100D, 1300D, 1301D, 1401D (C) Repl. 194210-14260	
NB-4311	Brg., needle, front axle, 1610D, 1820D, 2000D, (C) 2202D, 2210D, 2310D, 2402D Repl. 194311-13880	
NB-4341	Brg., needle, front spindle 155D, 1401D (C) Repl. 194341-14260	
NB-4440	Brg., needle, upper spindle, front knuckle, 1510D (C) Repl. 194440-25290	
NB-4441	Brg., needle, lower spindle (flat bearing), 1510D Repl. 194441-13900	



OEM part no.	Order number	Application
24421-173007	14x30x7TC	Seal FX26, FX28
24421-142507 / 194320-41160	14x25x7TC	Seal, hyd. pump shaft
194210-13841	100x120x12VTF	1300D, 1301D front knuckle seal
194191-13632	105x135x14TC	1500D GREEN front knuckle seal
194151-45810	10x20x7TC	3pt. Valve seal
194191-13130 / 194301-12550	115x140x15TC	1110D, 1500D RED, 1510D front knuckle seal
194311-13760	115x145x13.5TCS	195D, 226D, 240D, 276D, YMG1800D, YMG2000D frt. knuckle seal
194311-13760	115x145x13.5TCS	220D, 1601D, 1610D, 1700D, 1702D, 1720D, 1802D, 1810D, 1820D, 2000D, 2001D, 2002D, 2202D, 2210D, 2220D, 2301D, 2310D, 2402D, 2420D front knuckle seal
194341-13840	135x165x14SC	135D & 155D (new style);165D, 1300D, 1301D,1401D front knuckle seal
24421-203007	20x30x7TC	1110D, 1500D Red top spindle seal
24423-203507 / 194441-13760	20x35x7TC	1510D, 2210D front knuckle seal
24423-203507 / 194200-25240	20x35x7TC	1100, 1300, 1301, 1401 Transmission main shaft seal
24423-203507 / 194441-13760	20x35x7TC	1301D, 1401D, 1500D Green, 1510D pinion seal, frt. axle
194191-13420	22x32x7SC	F14D, F15D, 1500D, 1502D, 1610D, 1700D front axle pivot seal
24423-223508 / 194262-15140	22x35x8TC	1610 power shift pump seal, 1301, 1401, 1502, 1510 strg box seal
194311-13720	25x40x7TC	1610D, 1802D, 1810D, 2000D, 2002D, 2010D, 2210D, 2310D Front axle top knuckle seal
194311-13720	25x40x7TC	195D, 240D, YMG1800D, YMG2000D Top knuckle seal
194341-14340	25x45x8TC	1401D front knuckle seal
194740-55620	26x38x7TC	Steering output shaft seal 1500, 1600, 1700, 1900, 2000, 2200, 2210, 2310, 3000, F17, FX17
194311-13430	30x42x7TC	2210D, 2220D, 2420D, Front axle pivot seal
24421-304508	30x45x8TC	1100D, 1300D, 1301D, 1401D pinion seal, frt. axle
24423-304708 / 1C6081-13470	30x47x8TC	1110D, 1510D pinion, frt. axle, 3110 pwr shift seal
24421-305208	30x52x8TC	220D, 250D, 1502D, 1601D, 1610D, 2220D, 2310D, 2420D drop box seal, RC1200 Gear box input shaft seal
24421-325208 / 194191-13860	32x52x8TC	1500D Green front pinion seal
24421-355211	35x52x11TC	1100, 1401, 1600, 1700, 1900, 2000 front spindle seal
24421-355211	35x52x11TC	1300, 1401, 1600, 1700, 1900, 2000, YM195, 240 front wheel hub seal
194420-24340	35x55x8 TC	1610 stub axle seal
24421-355511	35x55x11TC	195, 240, 1700, 1600, 1900, 2000, 2210 pto seal
195100-14251	S-14251	RS1200, RS1300 tiller seal
194197-24370	38x50x8TC	PTO seal F16, F17, F18, 187, 1602
24421-385508 / 194990-52600	38x55x8TC	186, 220, 250, 1610, 1601, 1702, 1720 PTO seal
24421-385511	38x55x11TC	?
194151-39360	38x58x11TC	1500 PTO seal, 1700, 2000 stub axle seal
195040-13320	SC-1500	186, 226, 1500, 1502, 1602, F18, FX18 PTO seal collar
24421-386209	38x62x9TC	1500 green front knuckle seal
24421-405508 / 194191-13681	40x55x8TC	1110, 1510 PTO seal, 1110D stub axle seal
24421-405508 / 194321-28120	40x55x8TC	276D, 1610D, 2001D, 2210D, 2310D 4wd shaft front seal
194158-13790	AS-6831	195D, 1601D, 1610D, 1700D, 1702D, 1720D stub axle seal
24423-406212 / 1A1040-28810	40x62x12TC	1100D, 1300D, 1301D, 1401D 1510D front stub axle seal
194210-14400	AC-4210	165D, 1100D, 1300D, 1301D, 1401D stub axle seal collar
24421-406208 / 195140-13660	40x62x8TC	135, 155, 165, 1100, 1300, 1301, 1401, F14, F15 pto seal



OEM part no.	Order number	Application
24421-406208	40x62x8TC	1110 Rear axle housing seal, 1510 stub axle seal
194130-26350	42x60x9TC	276, 330, 336, YMG1800, 1802, 1810, 1820, YMG2000, 2002, 2010, 2020, 2202, 2220, 2310, 2402, 2420, 2500, 2620, 2700, 3000, 2820, F20, F22, F24, FX24 PTO seal
194130-33461	42x80x9TC	2200, 2500 stub axle seal
194447-13640	AC-1364	Frnt. axle collar 186D, 187D, 1502D, 1602D
194447-13650	44x57x11.5TC	Seal, front axle 186D, 187D, 1502D, 1602D, F13, F14
24423-456209	45x62x9TC	1500D lower side seal (stub axle)
194191-14660	SC-1466	1500D stub axle seal collar
194200-34412	AS-1300	1100, 1300, 1301, 1401, 1602, F14, F15, YM135, 155 rear axle seal
24421-457212 / 194190-32370	45x72x12TC	1500 brake shaft or stub axle seal
	48x72x8TC	Replacement RS1400 seal
194313-13790	50x68x12.5	YMG1800D, 1802D, 1810D, 1820D, YMG2000D, 2002D, 2202D, 2210D, 2310D, 2402D, 276D front side knuckle
194440-32660	AS-1610	1601, 1610, F17, F20 rear axle seal & collar
194150-34360	AC-4150	1500, 1600, 1700, 1900, 2000 rear outer seal collar
24421-557509 / 194150-34370	55x75x9TC	1110, 1500, 1600, 1700, 1900, 2000 rear axle outer seal
194200-34411 / 194310-33450	50x70x10TC	2210 Stub axle seal, 1100 rear axle seal
194145-32660	55x78x12TC	2610, 3000, 3110, 3810 Brake Stub Axle Seal
194447-14140	AS-4447	F20, 1502, 1510, 1602, 1610, 1702, 1720, 1802, 1810, 1820, 2002, YMG1800, YMG2000 outer rear axle seal
194447-14180	AC-4447	F20, 1502, 1510, 1602, 1610, 1702, 1720, 1802, 1810, 1820, 2002, YMG1800, YMG2000 outer rear axle collar
194447-14140	AS-4447	140D, 147D, 186D, 1502D, F15D, F16D, F17D, F18D Front Stub Axle Seal
194447-14180	AC-4447	140D, 147D, 186D, 1502D, F15D, F16D, F17D, F18D Front Stub Axle Collar
194130-34350	AS-2200	2200, 2500, 2610, 2700 rear axle seal w/ metal flange
194134-32800	58x80x12TC	2500, 2610 rear axle seal
194130-34360	AC-4130	2200, 2500, 2610, 2700 rear axle collar
194321-13930	60x75x6VC	2610D, 3110D, 3810D, 4300D old style dust seal
24421-607509	60x75x9TC	2610D, 3110D, 3810D, 4300D old style seal
194310-34170	AS-3417	2210 rear axle seal collar
24430-608206	60x82x6VC	2210 rear axle dust seal
24421-608209 / 194310-34180	60x82x9TC	2210 outer rear axle seal
194312-32670	AC-4312	2010, 2020, 2202, 2310, 2402 rear axle collar
194312-32660	62x80x12TC	2020, 2202, 2310, 2402 rear axle seal
194190-32421	AS-1500	1500 rear axle inner seal
194190-34172	AC-1500	1500 rear axle inner seal collar
194274-13920	64x80x13TC	336D w/HD spindle, 2610D front knuckle seal
24430-658805	65x88x05TC	336D, 3110D, 4300D front knuckle side dust seal
24423-658812	65x88x12TC	336D, 3110D, 4300D front knuckle side seal
194145-34360	SC-4145	2500, 3000, 3110D, 3220, 3810, 4220, FX32, FX42
24421-750013 / 194145-32730	75x100x13TC	2500, 3000, 3110D rear axle seal
24430-750007 / 194145-32740	75x100x7TC	2500, 3000, 3110D rear axle dust seal
194321-14170	SC-4321	2610D, 3810D, 336D Front Axle Seal Collar
195081-13770	SS-2423	1400, 1400K, 1500B, 1600, 1600FA gear box seal

O'rings

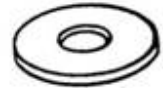
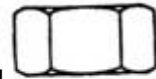
Replaces	Our #	Description	Japanese Standard #
24321-001000 / 124550-01300	OR-1000	Oring, engine sleeve 1700, 2000, 2210	G100
24311-000110	OR-110	Oring for DBA-4421 drop box arm	P11
24311-000140	OR-112	Oring seal for DP-110 & DP-112	P14
105100-01300 / 124160-01300	OR-1300	Oring, engine sleeve 1500, 2500	
24341-001350	OR-1350	Oring, main brg hsg 276, 2010, 2310	S135
24321-000850	OR-1371	Oring, frt axle hsg to elbow 1610D	G85
24341-000140	OR-140	Oring 240, 1700, YMG1800, 2000	S14
24311-000450	OR-1500	Oring, inner axle collar 1500	P45
24311-000160	OR-160	O-ring, hi-lo shifter 1700, 2000	P16
24321-001900	OR-190	Oring, front hub 2610D	G190
24311-000200	OR-200	Oring, hyd line 1700, 2000	P20
24321-002000	OR-2000	Oring, frt hub 2610D, 3110D, 3810D	G200
24311-000210	OR-210	Oring 1500D, 1610D, 2210D	P21
194151-11860	OR-212	Spindle cover oring 1500, 1700	1A2025
24311-000220	OR-220	Oring 1300D, 1401D	P22
24311-240100	OR-240	Oring, fuel cock shut-off	P10A
24341-000250	OR-250	Oring 1500D Red, 2310D	S25
24321-000300	OR-300	O'ring, stub axle 1500D	G30
24321-000350	OR-350	Oring, brake stub axle collar 2210	G35
24321-000400	OR-400	O'ring, stub axle 2002D, 2310D	G40
24321-000550	OR-4170	Oring, rock shaft 2020, 2220, 2402	G55
121420-01760	OR-420	Oring, oil dip stick 2000, 2210, 3000	
102103-55520	OR-4321	Oring, fuel bowl 1500, 1700, 2000, 2210	
24321-000450	OR-450	Oring, lift F14, F15, 187, 1510	G45
24341-000550	OR-4555	Oring for hyd screen cover F255 FX255	S55
24321-000500	OR-500	Oring, rock shaft 1500, 1610, 1700	G50
24311-000050	OR-50	Oring 1500, 1702, 1720, F18	P5
24341-000530	OR-530	Oring, hyd screen cover F20, F24, F235	S53
24311-000550	OR-550	O'ring, hyd piston 1500, 1700, 2000	P55
24311-570500 / 24315-570500	OR-570	Hyd piston oring 1510	P50A
24321-000600	OR-600	Hyd piston oring 1500	G60
24341-000630 / 194200-43140	OR-630	Oring, pinion hsg 1702D, YMG2000D	S63
24321-000650	OR-650	Oring, rock shaft FX26, FX28; fuel bowl	G65
24321-000700	OR-70	Oring, front axle 2202D, 2402D	G70
24311-000700	OR-700	Hyd. piston oring 3110	P70
24321-000750	OR-750	Oring, axle cap to hsg 2310D	G75
24341-000850 / 194130-24490	OR-850	Oring, 1510D; PTO cover 2500, 3000	S85
24311-000090	OR-90	Oring, hydraulic lift 1401	P9
24341-000160 / 194200-46550	OR-946	Oring, hydraulic lift 1401	S16
24321-000950	OR-950	Oring 1300D Green knuckle	G95

Group 10

Miscellaneous

Cap Screws, Nuts & Washers

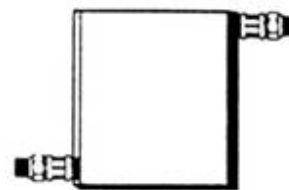
Order number	Size	Description
M10LW	M10	Washer, lock, zinc
M10NUT	M10	Nut, hex, zinc
M10X30	M10 x 30	Cap screw, hex head, zinc
M12LW	M12	Washer, lock, zinc
M12NUT	M12	Nut, hex, zinc
M12X30	M12 x 30	Cap screw, hex head, zinc
M12X45	M12 x 45	Cap screw, hex head, zinc
M12X55	M12 x 55	Cap screw, hex head, zinc
M12X100	M12 x 100	Cap screw, hex head, zinc
M14LW	M14	Washer, lock, zinc
M14NUT	M14	Nut, hex, zinc, coarse thread
M14X21	M14 x 21 *	Cap screw, hex head, fine thread, zinc * Front wheel lug bolt – 1500D Replaces 194191-14851
M14X25	M14 x 25 *	Cap screw, hex head, coarse thread, zinc, front wheel 3810D *Front wheel lug bolt – 1500 Replaces 26116-140252
M16LW	M16	Washer, lock, zinc
M16NUT	M16	Nut, hex, zinc
M16X30	M16 x 30	Cap screw, hex head, zinc



Hydraulic Hoses

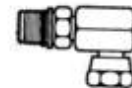


- HH-518** Hydraulic hose assembly, 1/2" – 2 wire hose 18" long with solid male fittings each end
- HH-524** Hydraulic hose assembly, 1/2" – 2 wire hose 24" long with solid male fittings each end
- HH-536** Hydraulic hose assembly, 1/2" – 2 wire hose 36" long with solid male fittings each end
- HH-548** Hydraulic hose assembly, 1/2" – 2 wire hose 48" long with solid male fittings each end
- HH-560** Hydraulic hose assembly, 1/2" – 2 wire hose 60" long with solid male fittings each end
- HH-572** Hydraulic hose assembly, 1/2" – 2 wire hose 72" long with solid male fittings each end




Hydraulic Couplers, Adaptors, and Plugs

- PC-12** Coupler, 1/2" female NPT
- HA-12** Coupler, 1/2" male NPT
- HA-90** Adaptor – 90°, 1/2" NPT female swivel X 3/4-16 ORB male
- HA-88** Adaptor, swivel 3/4-16 ORB male X 1/2" NPT female swivel
- P-12** Plug – 1/2" NPT (5 per bag)



Penetrating Oil

- PO-1543** Super Strength Penetrating Oil – 20oz. can, 15oz. fill
- Frees corroded & rusted parts
 - Fast acting
 - Safe on all metals & alloys



Paint

- SP-Green** Spray paint, **SPRUCE GREEN** for frame and undercarriage touch up. 12oz. net weight
- SP-Red** Spray paint, **RED** for hood and fender touch up. 12oz. net weight.
- GP-Red** Gallon can, **RED**
- SP-White** Spray paint, **WHITE** for side panel, grille and wheel touch up. 12oz. net weight.
- GP-White** Gallon can, **WHITE**
- SP-Primer** Spray paint, **LIGHT GRAY PRIMER**. 12oz. net weight.
- SP-Black** Spray paint, **GLOSS BLACK**. 12oz. net weight.



Grease Fittings

GF-6 Grease fitting, 6mm x 1, straight

GF-8 Grease fitting, 8 mm x 1, straight

GF-10 Grease fitting, 10 mm x 1, straight



Drain Plugs

DP-110 Drain plug – M10 Repl. 129350-49120

DP-112 Drain plug – M12, 1401, 1700, 2000 oil plug
Repl. 23491-120002 (old # 124060-01640)

OR-112 O-ring seal for DP-110 & DP-112 Repl. 24311-000140

DP-114 Drain plug – M14 Repl. 23491-140002

OR-160 O-ring seal for DP-114

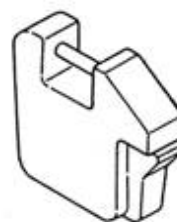
DP-116 Plug, oil pan drain F series Repl. 105425-01690

DPW-116 Washer, drain plug F series Repl. 22190-160002



Weight Suitcase type for front bumper

SW-42 Suit case weight for front bumper
Approx. 42 lbs. *(value cannot be
counted toward prepaid freight)*
Oct. 2004



Permatex

- 81878 Permatex Copper RTV silicone, use for 4 cylinder, turbocharged or high performance engines, exhaust manifolds/ headers, valve covers, oil pans, timing covers, water pumps. 3 oz tube.



- 80016 Permatex Form-A-Gasket #2, Temperature range -65°F to 400°F , 3oz tube.



- 80646 Permatex Gasket Remover, 16 oz aerosol can.



- 81158 Permatex BLACK Silicone Adhesive Sealant, 3 oz tube.



- 82180 Permatex ULTRA BLACK gasket maker, use for valve covers, oil pans, intake, manifold end seals, timing covers, transmission pans. -75°F to 600°F .



- 81160 Permatex RED Hi-Temp RTV, 3 oz tube.



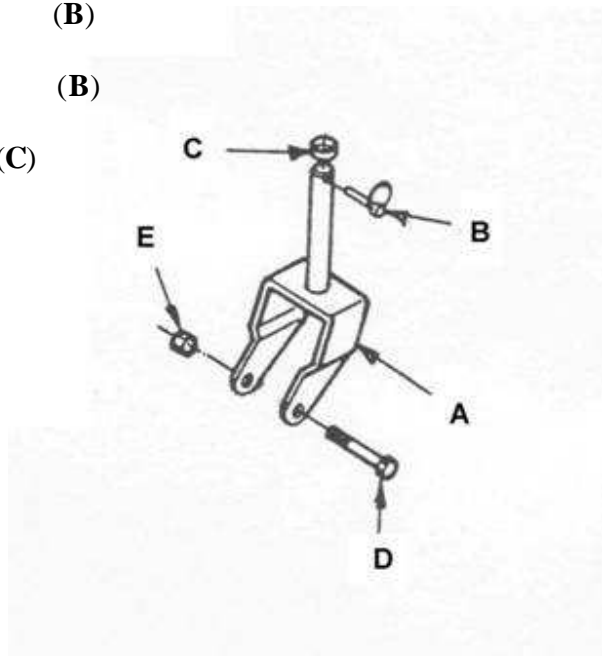
Finishing Mower Blades

- MB-48** Blade for 4' mowers: Sitrex SM/120L Repl. 100.064
Tecma FM 120 Repl. 636001
Caroni TC480N Repl. 480 077 00
- MB-60** Blade for 5' mowers: Sitrex SM/150L Repl. 100.065
Tecma FM 150 Repl. 636002
Caroni TC590N Repl. 590 062 00
- MB-72** Blade for 6' mowers: Sitrex SM/180L Repl. 100.066
Tecma FM 180 Repl. 636003
Caroni TC710N Repl. 710 010 00
- M18LN** Blade bolt nut Repl. 600.746



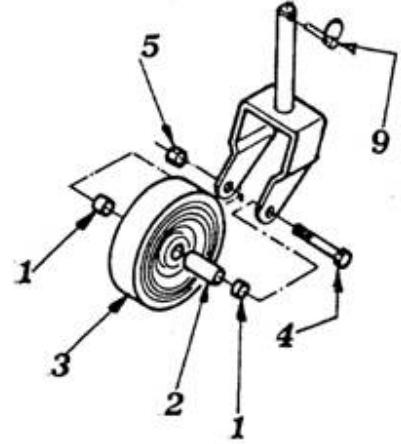
Tail Wheel Fork and Spacers

- TWF-100** Tail wheel fork, 7-1/2" spindle to bottom of pin (A)
hole, 25mm dia. Repl. Sitrex 100.020
- P-794** 1/4" lynch pin, 100 per bag (B)
- P-7915** 5/16" lynch pin, 100 per bag (B)
- B-116** Height adj. bushing for tail wheel fork (C)
2mm / 1/16" Repl. Sitrex 100.042
- B-14** Same as above, 6mm / 1/4" (C)
Repl. Sitrex 100.043
- B-12** Same as above, 12mm / 1/2" (C)
Repl. Sitrex 100.044
- B-1** Same as above, 25mm / 1" (C)
Repl. Sitrex 100.045
- B-114** Same as above, 32mm / 1-1/4" (C)
Repl. Sitrex 100.046
- AB-156** Wheel bolt for TWF-100 (D)
Repl. Sitrex 600.156
- AN-77** Lock nut for wheel bolt Repl. Sitrex 600.077 (E)



Tail Wheel Parts

WS-6	Wheel spacer (2 req'd) Repl. Sitrex 100.006 (1)
WB-8	Wheel bushing Repl. Sitrex 100.008 (2)
WA-165	Wheel Repl. 600.165 (3)
P-794	¼" lynch pin, 100 per bag (9)
P-7915	5/16" lynch pin, 100 per bag (9)
AB-156	Wheel bolt for TWF-100 (4) Repl. Sitrex 600.156
AN-77	Lock nut for wheel bolt Repl. Sitrex 600.077 (5)



Belt for Finishing Mower

MB-51	Belt for 4' Finish Mower, Sitrex SM120 Repl. Sitrex 600.141
MB-68	Belt for 5' Finish Mower, Sitrex SM150 Repl. Sitrex 600.139
MB-74	Belt for 6' Finish Mower, Sitrex SM180 Repl. Sitrex 600.140



Grease Fittings for Finishing Mower

GFE-125	Grease fitting extension, 3-3/16" for models SM120, SM150, SM180 Repl. Sitrex 100.125
GFE-577	Grease fitting extension, 2-1/4" for models SM120, SM150, SM180 Repl. Sitrex 100.577
GF-8	Grease fitting, 8 mm x 1 straight Repl. Sitrex 600.034



***FREDRICKS IMPORTING,
INC.***

**256-773-0570
256-773-9951**

**FAX 256-751-3555
256-751-4150**

**110 SMITHSON DR.
HARTSELLE, AL 35640**