

WHOLEGOODS PRICE LIST

EFFECTIVE JANUARY 1, 2007

Please replace these pages of the current price book. These pages are a complete revision of this section of the price book.

NOTE: Tire prices appear per piece.

L - Series



	PAGE NUMBER	MODEL	PTO HP	SUGGESTED LIST PRICE
STANDARD L SERIES	6-4	L2800F	24	\$10,780.00
	6-5	L2800DT	24	\$12,501.00
	6-6	L2800HST	22.5	\$13,655.00
	6-7	L3400F	29	\$12,270.00
	6-8	L3400DT	29	\$13,809.00
	6-9	L3400HST	27.5	\$14,518.00
	6-10	L4400F	37.5	\$14,518.00
	6-11	L4400DT	37.5	\$17,863.00
	6-12	Standard L Series Implement Chart		
	6-14	Standard L Series Attachment Chart		
	6-15	Standard L Series Dealer Installed Options		
STANDARD L SERIES	6-20	L3240F	26.5	\$14,510.00
	6-21	L3240DT	26.5	\$16,260.00
	6-22	L3240GST	26.5	\$17,370.00
	6-23	L3240HST	25	\$17,850.00
	6-24	L3240HSTC	25	\$23,390.00
	6-25	L3540GST	29.5	\$18,700.00
	6-26	L3540HST	28	\$19,180.00
	6-27	L3540HSTC	28	\$24,720.00
	6-29	L3940DT	33	\$19,230.00
	6-30	L3940GST	33	\$20,340.00
	6-31	L3940HST	31.5	\$20,820.00
	6-32	L3940HSTC	31.5	\$26,360.00
	6-33	L4240DT	36.5	\$20,970.00
	6-34	L4240GST	36.5	\$22,080.00
	6-35	L4240HST	35	\$22,560.00
	6-36	L4240HSTC	35	\$28,100.00
	6-37	L4740GST	41.5	\$24,030.00
	6-38	L4740HST	40	\$24,510.00
	6-39	L4740HSTC	40	\$30,050.00
	6-40	L5040GST	44	\$25,360.00
	6-41	L5240HST	45	\$26,250.00
	6-42	L5240HSTC	45	\$31,790.00
	6-43	L5740HST	50	\$28,000.00
	6-44	L5740HSTC	50	\$33,540.00
	6-45	Grand L-40 Series Implement Chart		
	6-46	Grand L-40 Series Attachment Chart		
	6-47	Grand L-40 Series Dealer Installed Options		

	PAGE NUMBER	MODEL	PTO HP	SUGESTED LIST PRICE
K12L338L82	6-52	L3130F*	25.5	\$13,555.00
	6-53	L3130DT*	25.5	\$15,305.00
	6-54	L3130GST*	25.5	\$16,411.00
	6-55	L3130HST*	24.0	\$16,892.00
	6-56	L3430DT*	28.5	\$16,507.00
	6-57	L3430GST*	28.5	\$17,613.00
	6-58	L3430HST*	27.0	\$18,094.00
	6-59	L3430HSTC*	27.0	\$23,286.00
	6-60	L3830F*	32.0	\$15,819.00
	6-61	L3830DT*	32.0	\$18,223.00
	6-62	L3830GST*	32.0	\$19,329.00
	6-63	L3830HST*	30.5	\$19,809.00
	6-64	L4330DT*	36.0	\$20,050.00
	6-65	L4330GST*	36.0	\$21,155.00
	6-66	L4330HST*	34.5	\$21,636.00
	6-67	L4330HSTC*	34.5	\$26,829.00
	6-68	L4630DT*	39.5	\$21,675.00
	6-69	L4630GST*	39.5	\$22,780.00
	6-70	L4630HST*	38.0	\$23,261.00
	6-71	L4630GSTC*	39.5	\$28,261.00
	6-72	L5030GST*	44.0	\$24,368.00
	6-73	L5030HST*	42.5	\$24,848.00
	6-74	L5030HSTC*	42.5	\$30,041.00
	6-75	Grand L-30 Implement Chart		
	6-76	Grand L-30 Attachment Chart		
	6-77	Grand L-30 Dealer Installed Options		
L SERIES IMPLEMENTS	6-81	Grand L-40 Loader Matching Chart		
	6-82	Grand L-40 Loaders		
	6-85	Grand L-30 Loader Matching Chart		
	6-86	Grand L-30 Loaders		
	6-89	L-Series Loaders		
	6-98	L-Series Backhoes		
	6-102	L-Series Mowers		
	6-105	L-Series Blades		
	6-109	L-Series Post Hole Digger		
	6-110	L-Series Box Scrapers		
	6-112	L-Series Snowblowers		
	6-116	L-Series Rotary Tillers		
	6-118	L-Series Rotary Sweeper		
	6-121	L-Series Replacement Engines		

Prices and specifications subject to change without notice. F.O.B. KTC designated shipping point.
Complete revision January 1, 2007.

L-Series Standard L2800F



*** EQUIPMENT IN STANDARD MACHINE ***

DIESEL ENGINE

Model #D1403
3 Cyl. 85.0 cu. In.
+ 27.5 Net Eng. HP
+ 24 PTO HP
@ 2800 Eng. rpm
Indirect Injection (E-TVCS)
12V - 490 CCA Battery
Charging Output 40 Amps
Electric Key Shut-off

HYDRAULICS

Open Center Gear Type
6.8 gpm Remote/3 Pt. Hitch
4.3 gpm Power Steering
11.1 Total gpm
Cat I 3-point Hitch
At lift Point 1985 lbs.
24" Behind 1433 lbs.

FRONT AXLE

Integral Power Steering, 2WD
Tubular Steel Beam
Tread Spacing, Nonadjustable

+ Manufacturer Estimate

DRIVE TRAIN

Sliding Gear Constant Mesh
8 Forward Speeds
4 Reverse Speeds
Mechanical Wet Disc Brakes
Clutch – Single Dry Plate
Differential Lock

DASH INSTRUMENTS

Tachometer w/Hour Meter
Fuel Gauge
Temperature Gauge

FLUID CAPACITY

Fuel Tank	9.2 gal.
Cooling System	6.3 qts.
Crankcase	6.0 qts.
Transmission and Hydraulics	7.1 gal.

POWER TAKE OFF

Transmission Driven with
Overrunning Clutch
Rear PTO – 1 Speed
Speed - 540 @ 2430 Eng. rpm
SAE Std 1 3/8" Six Spline

SAFETY EQUIPMENT

ROPS w/Retractable Seat Belt
PTO Shield
Safety Start Switches
Mechanical Wet Disc Brakes
Parking Brakes
SMV Sign

OPERATOR STATION

Color Coded Controls
Wide Platform Steps
High Back Seat with Adjustable Suspension
Operator Presence Control

TIRES AND WHEELS

Front 5.00 x 15 R1
Rear 11.2 x 24 R1

ORDER CODE	DESCRIPTION	APPROX. SHIP WT.	SUGGESTED LIST PRICE
------------	-------------	------------------	----------------------

*** STANDARD MACHINE WITH STANDARD TIRES ***

L2800F-R	2WD TRACTOR with 2 Post Rigid ROPS w/Retractable Seat Belt	2152	\$ 10,780.00
L2800F-F	2WD TRACTOR with 2 Post Foldable ROPS w/Retractable Seat Belt	2158	\$ 10,828.00

TIRES AND WHEELS (priced per Piece) L2800F-F/R				Price with Tire Option	
ORDER CODE	DESCRIPTION	APPROX. SHIP WT.	SUGG. LIST PRICE	L2800F-R SUGG. LIST	L2800F-F SUGG. LIST
ALR8865**	Front 5.00 -- 15 -- F2 AG	25	\$81.00	\$10,780.00	\$10,828.00
ALR8810B	Rear 11.2 -- 24 -- R1 AG	138	\$356.00		
ALR8890A	Front 23 x 8.50 -- 12 NHA TURF	26	\$134.00	\$10,872.00	\$10,920.00
ALR8804A①	Rear 13.6 -- 16 PD TURF	124	\$349.00		

① Not compatible with L8066 Wheel Weights.

** Standard tires.



L-Series Standard L2800DT

*** EQUIPMENT IN STANDARD MACHINE ***

DIESEL ENGINE

Model #D1403
3 Cyl. 85.0 cu. in.
+ 27.5 Net Eng. HP
+ 24 PTO HP
@ 2800 Eng. rpm
Indirect Injection (E-TVCS)
12V - 490 CCA Battery
Charging Output 40 Amps
Electric Key Shut-off

HYDRAULICS

Open Center — Gear Type Single Pump
6.8 gpm Remote/3 Pt. Hitch
4.3 gpm for Power Steering
11.1 Total gpm
Cat I 3-point Hitch
At lift Point 1985 lbs.
24" Behind 1433 lbs.

FRONT AXLE

Integral Power Steering
Bevel Gear, 4WD
Cast Iron
Tread Spacing, Nonadjustable

+ Manufacturer Estimate

DRIVE TRAIN

Sliding Gear Constant Mesh
8 Forward Speeds
4 Reverse Speeds
Mechanical Wet Disc Brakes
Clutch — Single Dry Plate
Differential Lock

DASH INSTRUMENTS

Tachometer w/Hour Meter
Fuel Gauge
Temperature Gauge

FLUID CAPACITY

Fuel Tank	9.2 gal.
Cooling System	6.3 qts.
Crankcase	6.0 qts.
Transmission and Hydraulics	7.3 gal.
Front Axle	4.8 qts.

POWER TAKE OFF

Transmission Driven with Over-running Clutch
540 Rear PTO — 1 Speed
Speed - 540 @ 2430 Eng. rpm
SAE Std 1 3/8" Six Spline

SAFETY EQUIPMENT

ROPS w/Retractable Seat Belt
PTO Shield
Safety Start Switches
Mechanical Wet Disc Brakes
Parking Brakes
SMV Sign

OPERATOR STATION
Color Coded Controls
Wide Platform Steps
High Back Seat with Adjustable Suspension
Operator Presence Control System

TIRES AND WHEELS

Front 7.00 x 16 R1
Rear 11.2 x 24 R1

ORDER CODE	DESCRIPTION	APPROX. SHIP WT.	SUGGESTED LIST PRICE
*** STANDARD MACHINE WITH STANDARD TIRES ***			
L2800DT-R	4WD TRACTOR with 2 Post Rigid ROPS w/ Retractable Seat Belt	2302	\$ 12,501.00
L2800DT-F	4WD TRACTOR with 2 Post Foldable ROPS w/ Retractable Seat Belt	2308	\$ 12,550.00

TIRES AND WHEELS (priced per Piece) L2800DT-R/-F				Price with Tire Option	
ORDER CODE	DESCRIPTION	APPROX. SHIP WT.	SUGG. LIST PRICE	L2800DT-R SUGG. LIST	L2800DT-F SUGG. LIST
ALR8866A**	Front 7.00 -- 16 -- R1 AG	56	\$213.00	\$12,501.00	\$12,550.00
ALR8810B**	Rear 11.2 -- 24 -- R1 AG	139	\$356.00		
ALR8893A	Front 25 x 8.50 -- 14 PD TURF	37	\$169.00	\$12,399.00	\$12,448.00
ALR8804A①	Rear 13.6 -- 16 PD TURF	124	\$349.00		
AMR8977	Front 27 x 8.50 -- 15 R4 Ind.	32	\$204.00	\$13,033.00	\$13,082.00
ALR8809	Rear 15 -- 19.5 R4 Ind.	195	\$631.00		

① Not compatible with L8066 Wheel Weights.

** Standard tires.

L-Series Standard

L2800HST



*** EQUIPMENT IN STANDARD MACHINE ***

DIESEL ENGINE

Model #D1403
3 Cyl. 85.0 cu. in.
+ 27.5 Net Eng. HP
+ 22.5 PTO HP
@ 2800 Eng. rpm
Indirect Injection (E-TVCS)
12V - 490 CCA Battery
Charging Output 40 Amps
Electric Key Shut-off

HYDRAULICS

Open Center — Gear Type Single Pump
7.0 gpm Remote/3 Pt. Hitch
4.3 gpm for Power Steering
11.3 Total gpm
Cat I 3-point Hitch
At lift Point 1995 lbs.
24" Behind 1433 lbs.

FRONT AXLE

Integral Power Steering
Bevel Gear, 4WD
Cast Iron
Tread Spacing, Nonadjustable

+ Manufacturer Estimate

DRIVE TRAIN

Hydrostatic Drive
3 Speed L-M-H
Mechanical Wet Disc Brakes
Clutch — Dry Type / Single Stage
Differential Lock

DASH INSTRUMENTS

Tachometer w/Hour Meter
Fuel Gauge
Temperature Gauge

FLUID CAPACITY

Fuel Tank	9.0 gal.
Cooling System	6.3 qts.
Crankcase	6.0 qts.
Transmission and Hydraulics	7.3 gal.
Front Axle	4.8 qts.

POWER TAKE OFF

Live Continuous Running
540 Rear PTO — 1 Speed
Speed - 540 @ 2430 Eng. rpm
SAE Std 1 3/8" Six Spline

SAFETY EQUIPMENT

ROPS w/Retractable Seat Belt
PTO Shield
Safety Start Switches
Mechanical Wet Disc Brakes
Parking Brakes
SMV Sign
Turn Signals / Hazard Lights

OPERATOR STATION

Color Coded Controls
Wide Platform Step
High Back Seat with Adjustable Suspension
Operator Presence Control System
Cruise Control
Cup Holder

TIRES AND WHEELS

Front 7.00 x 16 R1
Rear 11.2 x 24 R1

ORDER CODE	DESCRIPTION	APPROX. SHIP WT.	SUGGESTED LIST PRICE
*** STANDARD MACHINE WITH STANDARD TIRES ***			
L2800HST-R	4WD TRACTOR with 2 Post Rigid ROPS w/ Retractable Seat Belt	2302	\$ 13,655.00
L2800HST-F	4WD TRACTOR with 2 Post Foldable ROPS w/ Retractable Seat Belt	2308	\$ 12,703.00

TIRES AND WHEELS (priced per Piece) L2800HST-R/F				Price with Tire Option	
ORDER CODE	DESCRIPTION	APPROX. SHIP WT.	SUGG. LIST PRICE	L2800HST-R SUGG. LIST	L2800HST-F SUGG. LIST
ALR8866A**	Front 7.00 -- 16 -- R1 AG	56	\$213.00	\$13,655.00	\$13,703.00
ALR8810B**	Rear 11.2 -- 24 -- R1 AG	139	\$356.00		
ALR8893A	Front 25 x 8.50 -- 14 PD TURF	37	\$169.00	\$13,553.00	\$13,601.00
ALR8804A①	Rear 13.6 -- 16 PD TURF	124	\$349.00		
AMR8977	Front 27 x 8.50 -- 15 R4 Ind.	32	\$204.00	\$14,187.00	\$14,235.00
ALR8809	Rear 15 -- 19.5 R4 Ind.	195	\$631.00		

① Not compatible with L8066A Wheel Weights.

** Standard tires.



L-Series Standard L3400F

*** EQUIPMENT IN STANDARD MACHINE ***

DIESEL ENGINE

Model #D1703
3 Cyl. 101 cu. in.
+ 33.3 Net Eng. HP
+ 29.0 PTO HP
@ 2700 Eng. rpm
Indirect Injection (E-TVCS)
12V – 490 CCA Battery
Charging Output 40 Amps
Electric Key Shut-off

HYDRAULICS

Open Center Gear Type
6.8 gpm Remote/3 Pt. Hitch
4.1 gpm for Power Steering
10.9 Total gpm
Cat I 3-point Hitch
At lift Point 1985 lbs.
24" Behind 1433 lbs.

FRONT AXLE

Integral Power Steering, 2WD
Tubular Steel Beam
Tread Spacing, Nonadjustable

+ Manufacturer Estimate

DRIVE TRAIN

Sliding Gear Constant Mesh
8 Forward Speeds
4 Reverse Speeds
Mechanical Wet Disc Brakes
Clutch – Dual Clutch, Dry Plates
Differential Lock

DASH INSTRUMENTS

Tachometer w/Hour Meter
Fuel Gauge
Temperature Gauge

FLUID CAPACITY

Fuel Tank	9.2 gal.
Cooling System	6.3 qts.
Crankcase	6.9 qts.
Transmission and Hydraulics	7.1 gal.

POWER TAKE OFF

Live-Continuous Running (Dual Clutch)
540 rpm Rear PTO – 1 Speed
Speed - 540 @ 2430 Eng. rpm
SAE Std 1 3/8" Six Spline

SAFETY EQUIPMENT

ROPS w / Retractable Seat Belt
PTO Shield
Safety Start Switches
Mechanical Wet Disc Brakes
Parking Brakes
SMV Sign

OPERATOR STATION

Color coded controls
Wide platform steps
High Back Seat with Adjustable Suspension
Operator Presence Control

TIRES AND WHEELS

Front 5.00 x 15 F2
Rear 11.2 x 24 R1

ORDER CODE	DESCRIPTION	APPROX. SHIP WT.	SUGGESTED LIST PRICE
------------	-------------	------------------	----------------------

*** STANDARD MACHINE WITH STANDARD TIRES ***

L3400F-R	2WD TRACTOR with 2 Post Rigid ROPS w/ Retractable Seat Belt	2192	\$ 12,270.00
L3400F-F	2WD TRACTOR with 2 Post Foldable ROPS w/ Retractable Seat Belt	2192	\$ 12,318.00

TIRES AND WHEELS (priced per Piece) L3400F-F/-R				Price with Tire Option	
ORDER CODE	DESCRIPTION	APPROX. SHIP WT.	SUGG. LIST PRICE	L3400F-R SUGG. LIST	L3400F-F SUGG. LIST
ALR8865**	Front 5.00 -- 15 -- F2 AG	25	\$81.00	\$12,270.00	\$12,318.00
ALR8810B	Rear 11.2 -- 24 -- R1 AG	138	\$356.00		
ALR8890A	Front 23 x 8.50 -- 12 NHA TURF	26	\$134.00	\$12,362.00	\$12,410.00
ALR8804A①	Rear 13.6 -- 16 PD TURF	124	\$349.00		

① Not compatible with L8066 Wheel Weights.

** Standard tires.

L-Series Standard

L3400DT



*** EQUIPMENT IN STANDARD MACHINE ***

DIESEL ENGINE

Model #D1703
3 Cyl. 101 cu. In.
+ 33.3 Net Eng. HP
+ 29.0 PTO HP
@ 2700 Eng. Rpm
Indirect Injection (E-TVCS)
12V – 490 CCA Battery
Charging Output 40 Amps
Electric Key Shut-off

HYDRAULICS

Open Center — Gear Type
6.8 gpm Remote/3 Pt. Hitch
4.1 gpm for Power Steering
10.9 Total gpm
Cat I 3-point Hitch
At lift Point 1985 lbs.
24" Behind 1433 lbs.

FRONT AXLE

Integral Power Steering
Bevel Gear, 4WD
Cast Iron
Tread Spacing, Nonadjustable

DRIVE TRAIN

Sliding Gear Constant Mesh
8 Forward Speeds
4 Reverse Speeds
Mechanical Wet Disc Brakes
Clutch – Dual Clutch, Dry Plates
Differential Lock

DASH INSTRUMENTS

Tachometer w/Hour Meter
Fuel Gauge
Temperature Gauge

FLUID CAPACITY

Fuel Tank	9.2 gal.
Cooling System	6.3 qts.
Crankcase	6.0 qts.
Transmission and Hydraulics	7.3 gal.
Front Axle	4.8 qts.

POWER TAKE OFF

Live-Continuous Running (Dual Clutch)
Speed - 540 @ 2430 Eng. rpm
540 rpm Rear PTO – 1 Speed
SAE Std 1 3/8" Six Spline

SAFETY EQUIPMENT

ROPS w / Retractable Seat Belt
PTO Shield
Safety Start Switches
Mechanical Wet Disc Brakes
Parking Brakes
SMV Sign

OPERATOR STATION

Color coded controls
Wide platform steps
High Back Seat with Adjustable Suspension
Operator Presence Control System

TIRES AND WHEELS

Front 7.00 x 16 R1
Rear 11.2 x 24 R1

+ Manufacturer Estimate

ORDER CODE	DESCRIPTION	APPROX. SHIP WT.	SUGGESTED LIST PRICE
------------	-------------	------------------	----------------------

*** STANDARD MACHINE WITH STANDARD TIRES ***

L3400DT-R	4WD TRACTOR with 2 Post Rigid ROPS w/ Retractable Seat Belt	2338	\$ 13,809.00
L3400DT-F	4WD TRACTOR with 2 Post Foldable ROPS w/ Retractable Seat Belt	2344	\$ 13,857.00

TIRES AND WHEELS (priced per Piece) L3400DT-F/R				Price with Tire Option	
ORDER CODE	DESCRIPTION	APPROX. SHIP WT.	SUGG. LIST PRICE	L3400DT-R SUGG. LIST	L3400DT-F SUGG. LIST
ALR8866A**	Front 7.00 -- 16 -- R1 AG	56	\$213.00	\$13,809.00	\$13,857.00
ALR8810B**	Rear 11.2 -- 24 -- R1 AG	139	\$356.00		
ALR8893A	Front 24 x 8.50 -- 14 PD TURF	37	\$169.00	\$13,707.00	\$13,755.00
ALR8804A①	Rear 13.6 -- 16 PD TURF	124	\$349.00		
AMR8977	Front 27 x 8.50 -- 15 NHS R4 IND	32	\$204.00	\$14,341.00	\$14,389.00
ALR8809	Rear 15 -- 19.5 R4 IND	195	\$631.00		

① Not compatible with L8066 Wheel Weights.

** Standard tires.



L-Series Standard L3400HST

*** EQUIPMENT IN STANDARD MACHINE ***

DIESEL ENGINE

Model #D1703
3 Cyl. 101 cu. In.
+ 33.3 Net Eng. HP
+ 27.5 PTO HP
@ 2700 Eng. Rpm
Indirect Injection (E-TVCS)
12V – 490 CCA Battery
Charging Output 40 Amps
Electric Key Shut-off

HYDRAULICS

Open Center — Gear Pump
6.8 gpm Remote/3 Pt. Hitch
4.1 gpm for Power Steering
10.9 Total gpm
Cat I 3-point Hitch
At lift Point 1985 lbs.
24" Behind 1433 lbs.

FRONT AXLE

Integral Power Steering
Bevel Gear, 4WD
Cast Iron
Tread Spacing, Nonadjustable

+ Manufacturer Estimate

DRIVE TRAIN

Hydrostatic Drive
3 Speeds L-M-H
Mechanical Wet Disc Brakes
Clutch – Dry Type / Single Stage
Differential Lock

DASH INSTRUMENTS

Tachometer w/Hour Meter
Fuel Gauge
Temperature Gauge

FLUID CAPACITY

Fuel Tank	9.0 gal.
Cooling System	6.3 qts.
Crankcase	6.0 qts.
Transmission and Hydraulics	7.3 gal.
Front Axle	4.8 qts.

POWER TAKE OFF

Live-Continuous Running
Speed - 540 @ 2430 Eng. rpm
540 rpm Rear PTO – 1 Speed
SAE Std 1 3/8" Six Spline

SAFETY EQUIPMENT

ROPS w / Retractable Seat Belt
PTO Shield
Safety Start Switches
Mechanical Wet Disc Brakes
Parking Brakes
SMV Sign
Turn Signals / Hazard Lights

OPERATOR STATION

Color coded controls
Wide platform steps
High Back Seat with Adjustable
Suspension
Operator Presence Control System
Cruise Control
Cup Holder

TIRES AND WHEELS

Front 7.00 x 16 R1
Rear 11.2 x 24 R1

ORDER CODE	DESCRIPTION	APPROX. SHIP WT.	SUGGESTED LIST PRICE
---------------	-------------	---------------------	-------------------------

*** STANDARD MACHINE WITH STANDARD TIRES ***

L3400HST-R	4WD TRACTOR with 2 Post Rigid ROPS w/ Retractable Seat Belt	2338	\$ 14,963.00
L3400HST-F	4WD TRACTOR with 2 Post Foldable ROPS w/ Retractable Seat Belt	2344	\$ 15,011.00

TIRES AND WHEELS (priced per Piece) L3400HST-F/R				Price with Tire Option	
ORDER CODE	DESCRIPTION	APPROX. SHIP WT.	SUGG. LIST PRICE	L3400HST-R SUGG. LIST	L3400HST-F SUGG. LIST
ALR8866A**	Front 7.00 -- 16 -- R1 AG	56	\$213.00	\$14,963.00	\$15,011.00
ALR8810B**	Rear 11.2 -- 24 -- R1 AG	139	\$356.00		
ALR8893A	Front 24 x 8.50 -- 14 PD TURF	37	\$169.00	\$14,861.00	\$14,909.00
ALR8804A①	Rear 13.6 -- 16 PD TURF	124	\$349.00		
AMR8977	Front 27 x 8.50 -- 15 NHS R4 IND	32	\$204.00	\$15,495.00	\$15,543.00
ALR8809	Rear 15 -- 19.5 R4 IND	195	\$631.00		

① Not compatible with L8066A Wheel Weights.

** Standard tires.

L-Series Standard

L4400F



*** EQUIPMENT IN STANDARD MACHINE ***

DIESEL ENGINE

Model # V-2203-M
4 Cyl. 134.1 cu. in.
+ 43.0 Net Eng. HP
+ 37.5 PTO HP
@ 2600 Eng. rpm
Indirect Injection (E-TVCS)
Radial Air Flow Cooling
12V – 55Ah, 582 CCA Battery
@ -18°C
Charging Output 40 Amps

HYDRAULICS

Open Center — Gear Type
Dual Pumps
8.4 gpm Remote/3 Pt. Hitch
5.1 gpm for Power Steering
13.5 Total gpm
Cat I 3-point Hitch
At lift Point 2870 lbs.
24" Behind 2310 lbs.

+ Manufacturer Estimate

FRONT AXLE

Hydrostatic Power Steering 2WD
Tubular Steel Beam, Cast Iron
Telescoping Tread Spacing, Adjustable

DRIVE TRAIN

Sliding Gear Constant Mesh
8 Forward Speeds
4 Reverse Speeds
Maximum Travel Speed
Mechanical Wet Disc Brakes
Clutch – Dry Type Single Stage
Differential Lock

DASH INSTRUMENTS

Tachometer w/Hour Meter
Fuel Gauge
Temperature Gauge

FLUID CAPACITY

Fuel Tank 11.1 gal.
Cooling System 6.9 qts.
Crankcase 8.0 qts.
Transmission and Hydraulics 7.4 gal.

POWER TAKE OFF

Hydraulic Independent
540 rpm Rear PTO – 1 Speed
Speed - 540 @ 2600 Eng. rpm
SAE Std 1 3/8" Six Spline

SAFETY EQUIPMENT

ROPS w / Retractable Seat Belt
PTO Shield
Safety Start Switches
Mechanical Wet Disc Brakes
Parking Brakes
Turn Signals / Hazard Lights
SMV Sign

OPERATOR STATION

Wide Anti-slip Step
ISO Mounted Platform
High Back Seat with Adjustable Suspension
Cup Holder

TIRES AND WHEELS

Front 7.5L - 15 F2
Rear 14.9 - 24 R1

ORDER CODE	DESCRIPTION	FACTORY NUMBER	APPROX. SHIP WT.	SUGGESTED LIST PRICE
------------	-------------	----------------	------------------	----------------------

*** STANDARD MACHINE WITH STANDARD TIRES ***

L4400F-R	2WD Tractor 2 Post Rigid ROPS with Retractable Seat Belt	K11L324L04	2853	\$ 14,518.00
L4400F-F	2WD Tractor 2 Post Foldable ROPS	K11L361L48	2853	\$ 14,566.00

TIRES AND WHEELS (priced per Piece)				Price with Tire Option	
ORDER CODE	DESCRIPTION	APPROX. SHIP WT.	SUGG. LIST PRICE	L4400F-R SUGG. LIST	L4400F-F SUGG. LIST
ALR8852**	Front 7.5L - 15 F2 AG	46	\$ 158.00	\$14,518.00	\$14,566.00
ALR6811**	Rear 14.9 - 24 R1 AG	250	\$ 520.00		
ALR8881	Front 6.00 - 16 F2 AG	46	\$ 125.00	\$14,452.00	\$14,500.00
ALR6811	Rear 14.9 - 24 R1 AG	250	\$ 520.00		
ALR8868	Front 27 x 8.50-15 ST TL Turf	44	\$ 175.00	\$14,858.00	\$14,906.00
ALR6803	Rear 44 x 18.00-20 R3 Turf	200	\$ 673.00		

** Standard tires.



Front 8.3 - 16 R1
Rear 14.9 - 24 R1

L-Series Standard Implement Chart



Model	Rotary Tiller	Backhoe	Post Hole Digger	Mid-Mount Mower	Rear Mount Mower	Rear Mount Snowblower	Box Scraper	Rear Blade
L2800F L2800DT L2800HST L3400F L3400DT L3400HST	FL1021C FL1021RC BL52C BL60C FL1521C FL1271C FL1271RC	BL4690B / BH75 Use LA463 Loader w/backhoe Sub-Frame kit (L4691A for BL4690B) (BH4996 for BH75) is required with LA463 loader for use with Backhoe	BL80A	N/A	RFM-60 RFM-72	BL2664①② L2674①②	BL7548 L7516 L7551 L7554 L7560	B2004 B2005
L4400F L4400DT	BL60C FL1521C	BL4690B Sub-frame Kit L4692 is required with LA703 Loader for use with Backhoe	BL80A	N/A	RFM-72	BL2664①② L2674①②	L7565A L7576A	N/A

- ① Both Snowblowers require either a BL2665 Manual Chute Rotation Kit or a B2784 Hydraulic Chute Rotation Kit.
 ② Without Front Loader, (3) Front Weights recommended for BL2664, (4) Front Weights recommended for L2674.

MODEL	LOADER
L2800F/DT/HST	LA463FL
L3400F/DT/HST	LA463FL
L4400F/DT	LA703 (Requires L2264 Bucket. Incl. 4-Pos valve and grille guard)

* Subject to availability.



This page intentionally left blank.

L-Series Standard Attachment Chart



Model	ROPS	Sunshade for ROPS	Front Suitcase Weights ②	Rear Wheel Weights ①	Double Element Air Cleaner	Spark Arrester	Ballast Box
L2800F L2800DT L2800HST	Std (SFL-340) Opt. (SFL-F340)	E1133 E1134	BL8060-1	L8066A	TA040-93220	70000-01600	L8170
L3400F L3400DT L3400HST	Std (SFL-340) Opt. (SFL-F340)	E1133 E1134	BL8060-1	L8066A	TA040-93220	70000-01600	L8170
L4400F L4400DT	Std. (SLF-44) Opt. (SFL-F44)	E1133 E1134	BL8060-1	L8066A	Std	TBA	L8170

① Only on 24" Rim.

② L2600DT/L3000DT and L2800/L3400 (DT and HST) require front bumper weight bracket. Order from Parts (1) 32310-13810 bumper bracket, (4) 01173-51435 bolts and (4) 04512-60140 lock washers. See PIB-99-38. Front bumper weight bracket is compatible with up to (5) BL8060-1 Front Suitcase Weights. MX8068 Front Weight Bracket should be used on L4400 models (standard on L4400 2WD). MX8068 is compatible with up to (7) BL8060-1 Front Suitcase Weights. These (5) weight and (7) weight brackets are not compatible with L2233A Grille Guard.

Model	Drawbar Clevis	Grille Guard	Block Heater	3PT Stabilizer Kit	Extra Length Seat Belt	Draft Control
	Swinging Drawbar		Rear Work Light			Top-N-Tilt
L2800F L2800DT L2800HST	L9496G	L2233A⑤	70000-00297 M9551	L8430	70002-06605	N/A
L3400F L3400DT L3400HST	L9496G	L2233A⑤	70000-00297 M9551 M9551	L8430	70002-06605	N/A
L4400F L4400DT	L9496G L8416	L2233A⑤	70000-00297 M9551	STD	70002-06605	L8311A L8326

④ Requires L1785 Kit for non-loader applications.

⑤ For non-loader applications only, includes bracket to hold up to (4) BL8060-1 Front Suitcase Weights.

* Subject to availability.



L - Series Standard Dealer Installed Options

Tractor	Valve Options	Description	Valve Type	Stack-able	Required Parts	When Required	Notes
L2800, L3400	BL7303	One rear remote valve, first position	Double-Acting	Y	L7314 Hose Kit	Required to install BL7303 with LA463 loader	Must order BL7303 valve as the first rear remote
					L7315 Hose Kit	Required to install BL7303 without LA463 loader	
					(1) 75541-68150 Tank Port Plug and (1) 75541-68160 O-Ring	All Installations	
	BL7373	One rear remote valve, second or third position	Detent, Not Self-Cancelling	Y	BL7343 2nd Position Stacking Kit	When installing BL7373 as a 2nd rear remote (do not use when installing BL7353 3rd position stacking kit)	Order BL7373 as second or third rear remote
					BL7353 3rd Position Stacking Kit	When installing BL7373 as a 3rd rear remote (does not require BL7343 2nd position stacking kit)	
	BL7393	One rear remote valve, second or third position	Float Detent	Y	BL7343 2nd Position Stacking Kit	When installing BL7393 as a 2nd rear remote (do not use when installing BL7353 3rd position stacking kit)	Order BL7393 as second or third rear remote
					BL7353 3rd Position Stacking Kit	When installing BL7393 as a 3rd rear remote (does not require BL7343 2nd position stacking kit)	
L4400	L8407	One rear remote valve	Double-Acting	N	L8310 Hose Kit	Required to install L8407	All valve options require 70090-20823 male couplers for cylinder hoses as needed
					(1) 70090-20953	Required to install L8407 with backhoe	
	L8408	Two rear remote valves	Double-Acting	N	L8310 Hose Kit	Required to install L8408	
					(1) 70090-20940	Required to install L8408 with backhoe	
	L8409	Three rear remote valves	Double-Acting	N	L8310 Hose Kit	Required to install L8409	
					(1) 70090-20940 and (1) 70090-20953	Required to install L8409 with backhoe	

WHOLEGOODS NUMBERS	DESCRIPTION	APPROX. SHIP WT.	SUGGESTED LIST PRICE
REAR REMOTE HYDRAULIC VALVES			
BL7303	Hydraulic Valve Kit (requires Hose Kit L7314) L2800, L3400 (All Models)	15	\$ 376.00
L7314	L- Standard Series Hose Kit (required for BL7303 Hydraulic Valve Kit) L2800, L3400 (All Models with Loader)	7	\$ 201.00
L7315	L- Standard Series Hose Kit (required for BL7303 Hydraulic Valve Kit) L2800, L3400 (All Models without Loader)	9	\$ 232.00

Prices and specifications subject to change without notice. F.O.B. KTC designated shipping point.
Complete revision January 1, 2007.

L - Series Standard Dealer Installed Options



L2800 / L3400 / L4400 Attachments (Cont.)

WHOLEGOODS NUMBERS	DESCRIPTION	APPROX. SHIP WT.	SUGGESTED LIST PRICE
REMOTE HYDRAULIC VALVES (Cont.)			
Additional valve types, dealer installed (select a valve section/s and the appropriate Stacking Kit to complete)			
BL7343	2nd Position Stacking Kit to install 2nd valve section. Hardware and o-rings to install one (1) Additional valve section for BL7303 Requires BL7373 or BL7393 Valve Section.	20	\$ 25.00
BL7353	3rd Position Stacking Kit to install 3rd valve section. Hardware and o-rings to install two (2) additional valve sections to BL7303 or B7333 Requires BL7373 or BL7393 Valve Section(s).	2	\$ 29.00
BL7373	3-Position, DV-Detent Valve (Not Self-canceling) Closed Detent Valve Section The Valve Section features a single spool that should be used for double acting cylinders, both work ports are blocked in the neutral position with free flow oil through the valve in neutral. Important: The Detent position is not self-canceling and will not release when cylinder reaches end of stroke. Leaving this valve in detent position on a blocked circuit will cause system relief valve to remain open.	6	\$ 223.00
BL7393	4-Position, FD- Float Detent Section Both work ports are blocked in the neutral position. The Detent "float" position allows the hydraulic cylinder to float. Both work ports are blocked in the neutral position with free flow oil through the valve in neutral.	6	\$ 254.00
L8407①	Single Spool Remote Hyd. Valve (L4400) Requires L8310.	25	\$ 743.00
L8408①	Double Spool Remote Hyd. Valve (L4400) Requires L8310.	25	\$ 1,071.00
L8409①	Triple Spool Remote Hyd. Valve (L4400) Requires L8310. NOTE: Remote Hydraulic Spool Valves are not stackable, i.e.: For Double Spool, only order L8408.	25	\$ 1,463.00
L8310	Hose Stay Kit (L4400)	2	\$ 31.00

① Backhoe applications require relocating remote couplers due to backhoe seat interference. Order from Parts Dept: L8407 requires (1) 70090-20953, L8408 requires (1) 70090-20940, L8409 requires (1) 70090-20940 and (1) 70090-20953. These kits provide new couplers connected directly to the remote valves. If male couplers are required for cylinder hoses, order appropriate quantities of 70090-20823 male couplers.



L - Series Standard Dealer Installed Options

L2800 / L3400 / L4400 Attachments (Cont.)

WHOLEGOODS NUMBERS	DESCRIPTION	APPROX. SHIP WT.	SUGGESTED LIST PRICE
DRAWBAR OPTIONS			
L9496G	Drawbar Clevis	6	\$ 57.00
L8416	Swinging Drawbar (L4400)	100	\$ 169.00
GRILLE GUARD			
L2233A②	Front Grille Guard (L2800, L3400, L4400) (Non-loader applications)	61	\$ 237.00
SEAT BELT KIT			
	70002-06605 Extra Length Seat Belt Kit (Order from Parts Department)		
FRONT SUITCASE WEIGHTS			
BL8060-1①	Front Suitcase Weight Requires (1) BL8060B Bolt Kit per Weight	55	\$ 60.00
BL8060B	Bolt Kit (1 per Weight) Use with (5) weight bracket 32310-13810 and L2233A Grille Guard. Use with MX8068 (7) weight bracket.	1	\$ 2.00
FRONT WEIGHT BRACKET KIT			
MX8068 ③	1-7 Weights, L4400 4WD Models Std. on L4400 2WD models, includes mounting hardware.	25	\$ 82.00

① Four wheel drive models L2800/L3400 (DT/HST) require front bumper (5-wt. bracket). Order from Parts (1) 32310-13810, (4) 01173-51435 Bolts, (4) 04512-60140 Washers.

② L2233A Grille Guard includes bracket to hold up to (4) BL8060-1 Front Suitcase Weights.

③ MX8068 Front Weight Bracket is not compatible with L2233A Grille Guard

L - Series Standard Dealer Installed Options



L2800 / L3400 / L4400 Attachments (Cont.)

WHOLEGOODS NUMBERS		DESCRIPTION	APPROX. SHIP WT.	SUGGESTED LIST PRICE
REAR WHEEL WEIGHTS				
L8066A ③	Rear Wheel Weight 64 lbs. each Set of 2 Weights, requires L8067A Bolt Kit Maximum of 3 Sets. (Not compatible with Turf Tires.)		128	\$ 92.00
L8067A	Bolt Kit for L8066 Weight 1 Kit will hold up to (3) sets of weights		4	\$ 28.00
TOP-N-TILT-KIT				
L8326④	Top-N-Tilt Kit (L4400)			\$ 721.00
3PT STABILIZERS				
L8430⑤	3 Pt. Hitch Stabilizer Kit		10	\$ 149.00
SUNSHADE FOR ROPS				
E1133	Standard Sunshade		85	\$ 374.00
E1134	Deluxe Sunshade Requires E1136 Mounting Bracket Kit		48	\$ 331.00
E1136	Mounting Bracket Kit for E1134		30	\$ 163.00
E1138	Front Work Light Kit for E1134 (includes 2 lights)		10	\$ 96.00
BLOCK HEATER				
	70000-00297	Block Heater	(Order from Parts Department)	
DUAL ELEMENT AIR CLEANER⑤				
	TA040-93220	Inner Element (L2800/L3400) Only inner element is needed to create Dual Element Air Cleaner	(Order from Parts Department)	
DRAFT CONTROL				
L8311A	Draft Control Kit L4400F/DT models		25	\$ 395.00
SPARK ARRESTOR				
	70000-01600	Screen Type for L2800 and L3400	(Order from Parts Department)	
REAR WORK LIGHT				
M9551	Rear Work Light (one light) (L2800 / L3400 / L4400)		25	\$ 72.00
BALLAST BOX				
L8170	Ballast Box (1000 lbs cap. with dry sand) (L2800 / L3400 / L4400)		155	\$ 348.00

③ L8066A is compatible with 24" wheels only, maximum 3 weights per wheel.

④ Requires either L8408 or L8409 Remote Valves. (L8409 is required if Box Scraper has hydraulic scarifier.)

⑤ Standard items for L4400.



Grand L - 40 Series

MODEL NAME	PTO H.P.	2 OR 4 WD	Trans. Type	Synchro Shuttle	Full ② Synchro	Trans. Speeds	PTO Type	Opt. Mid PTO③	Hyd. Power Steering	Creep Speed	Loader Valve
L3240 32.0 ①	26.5	2WD	F	S	S	8F X 8R	L Ind. Hyd.	C	S	OPT	S
	26.5	4WD	DT	S	S	8F X 8R	L Ind. Hyd.	C	S	OPT	S
	26.5	4WD	GST	S	S	12F X 8R	L Ind. Hyd.	C	S	OPT	S
	25.0	4WD	HST	N/A	N/A	Infinite	L Ind. Hyd.	C	S	N/A	S
	25.0	4WD	HSTC	N/A	N/A	Infinite	L Ind. Hyd.	C	S	N/A	S
L3540 35.0 ①	29.5	4WD	GST	S	S	12F X 8R	L Ind. Hyd.	C	S	OPT	S
	28.0	4WD	HST	N/A	N/A	Infinite	L Ind. Hyd.	C	S	N/A	S
	28.0	4WD	HSTC	N/A	N/A	Infinite	L Ind. Hyd.	C	S	N/A	S
L3940 38.5 ①	33.0	4WD	DT	S	S	8F X 8R	L Ind. Hyd.	C	S	OPT	S
	33.0	4WD	GST	S	S	12F X 8R	L Ind. Hyd.	C	S	OPT	S
	31.5	4WD	HST	N/A	N/A	Infinite	L Ind. Hyd.	C	S	N/A	S
	31.5	4WD	HSTC	N/A	N/A	Infinite	L Ind. Hyd.	C	S	N/A	S
L4240 42.0 ①	36.5	4WD	DT	S	S	8F X 8R	L Ind. Hyd.	C + I	S	OPT	S
	36.5	4WD	GST	S	S	12F X 8R	L Ind. Hyd.	C + I	S	OPT	S
	35.0	4WD	HST	N/A	N/A	Infinite	L Ind. Hyd.	C + I	S	N/A	S
	35.0	4WD	HSTC	N/A	N/A	Infinite	L Ind. Hyd.	C	S	N/A	S
L4740 47.0 ①	41.5	4WD	GST	S	S	12F X 8R	L Ind. Hyd.	C + I	S	OPT	S
	40.0	4WD	HST	N/A	N/A	Infinite	L Ind. Hyd.	C + I	S	N/A	S
	40.0	4WD	HSTC	N/A	N/A	Infinite	L Ind. Hyd.	C	S	N/A	S
L5040 50.0 ①	44.0	4WD	GST	S	S	12F X 8R	L Ind. Hyd.	C + I	S	OPT	S
L5240 52.0 ①	45.0	4WD	HST	N/A	N/A	Infinite	L. Ind. Hyd.	C + I	S	N/A	S
	45.0	4WD	HSTC	N/A	N/A	Infinite	L. Ind. Hyd.	C	S	N/A	S
L5740 57.0 ①	50.0	4WD	HST	N/A	N/A	Infinite	L. Ind. Hyd.	C + I	S	N/A	S
	50.0	4WD	HSTC	N/A	N/A	Infinite	L Ind. Hyd.	C	S	N/A	S

S = Standard Equipment

OPT = Field Installed Option

① Net Engine Horsepower

② Main Transmission (4 Speed)

③ C = Cassette style installation, C + I = Cassette plus requires internal gear installation.

Grand L - 40 Series

L3240F



*** EQUIPMENT IN STANDARD MACHINE ***

DIESEL ENGINE

Model # D1703
3 Cyl., 100.5 cu. in.
+ 32.0 Net Eng. HP
+ 26.5 PTO HP
@ 2700 Eng. rpm
Indirect Injection (E-TVCS)
Charging Output 40 Amps
Radial Air Flow Cooling

HYDRAULICS

Open Center — Gear Type, Dual
Pumps
4.9 gpm Power Steering
8.3 gpm Remote/3 Pt. Hitch
13.2 gpm Total Hyd. Flow
Lift Capacity —
At lift Point 3750 lbs.
24" Behind 2650 lbs.

+ Manufacturer estimate.

FRONT AXLE

Hydrostatic Power Steering
Tubular Steel Beam, 2WD
Adjustable (Telescoping) Tread
Spacing

DRIVE TRAIN

8 Forward / 8 Reverse
Manual w/ Synchro Main
and Shuttle Transmission
Mech. Wet Disc Brakes
Clutch — Dry Single Stage
Differential Lock

FLUID CAPACITY

Fuel Tank 11.6 gal.
Cooling System TBA
Crankcase TBA
Transmission and
Hydraulics TBA

POWER TAKE OFF

1 Speed Rear Live — HYD. IND.
540 rpm @ 2550 Eng. rpm

STANDARD EQUIPMENT

ROPS w/Retractable Seat Belt
Safety Start Switch
Highback Adj. Reclining Seat w/Arm
Rests
Parking Brakes
Electric Key Shut-off
Tilt Steering
Wide Anti-Slip Step
ISO Mounted Platform
Turn Signals / Brake Lights
SMV Sign
Operator Presence Control System
Telescoping Lower Links
Halogen Head Lights
4 Position Loader Valve

IntelliPanel™

Lighted Communications Symbols
Standard Tachometer
Digital Read for Speed, MPH, PTO
speeds, diagnostics system
Warning Symbols

TIRES AND WHEELS

Front 6.00-16 F2 AG
Rear 12.4 - 24 R1 AG

ORDER CODE	DESCRIPTION	APPROX. SHIP WT.	SUGGESTED LIST PRICE
---------------	-------------	---------------------	-------------------------

*** STANDARD MACHINE WITH STANDARD TIRES ***

L3240F	2WD TRACTOR with 2 Post Foldable ROPS (90.7" height)	2737	\$ 14,510.00
--------	---	------	--------------

TIRES AND WHEELS (priced per Piece)					Price with Tire Option
ORDER CODE	DESCRIPTION	PLY RATING	APPROX. SHIP WT.	SUGG. LIST PRICE	L3240F SUGG. LIST
ALR8881**	Front 6.00 -- 16 F2 AG	6	46	\$125.00	\$14,510.00
ALR8821**	Rear 12.4 -- 24 R1 AG	4	185	\$434.00	
ALR8852	Front 7.5L x 15 F2 AG	6	46	\$158.00	\$14,576.00
ALR8821	Rear 12.4 x 24 R1 AG	4	185	\$434.00	
AMXR8837①	Front 29 x 12.50 - 15 Turf	6	80	\$254.00	\$15,246.00
ALR6803	Rear 44 x 18 - 20 Turf	4	200	\$673.00	
ALR8868	Front 27 x 8.50 - 15 Turf	4	44	\$175.00	\$14,780.00
LR6801	Rear 355/80-D20 Turf	4	188	\$519.00	
ALR8898②	Front 27-1050LL x 15 Galaxy Turf	6	72	\$254.00	\$15,274.00
ALR6804	Rear 41-18LLX x 16.1 Galaxy Turf	6	113	\$687.00	

** Standard tires.

① Not approved for Front Loader application. Not compatible with Mid-Mount Mower RC72-38.

② Tire must be installed with the valve stem facing towards the tractor for proper installation.



Grand L - 40 Series L3240DT

*** EQUIPMENT IN STANDARD MACHINE ***

DIESEL ENGINE

Model # D1703
3 Cyl., 100.5 cu. in.
+ 32.0 Net Eng. HP
+ 26.5 PTO HP
@ 2700 Eng. rpm
Indirect Injection (E-TVCS)
Charging Output 40 Amps
Radial Air Flow Cooling

HYDRAULICS

Open Center — Gear Type, Dual
Pumps
4.9 gpm Power Steering
8.3 gpm Remote/3 Pt. Hitch
13.2 gpm Total Hyd. Flow
Lift Capacity —
At lift Point 3750 lbs.
24" Behind 2650 lbs.

+ Manufacturer estimate.

FRONT AXLE

Hydrostatic Power Steering
Bevel Gear, 4WD
Cast Iron
Tread Spacing, Nonadjustable

DRIVE TRAIN

8 Forward / 8 Reverse
Manual w/Synchro Main
and Shuttle Transmission
Mech. Wet Disc Brakes
Clutch — Single Dry Plate
Differential Lock

FLUID CAPACITY

Fuel Tank 11.6 gal.
Cooling System TBA
Crankcase TBA
Front Axle TBA
Transmission and
Hydraulics TBA

POWER TAKE OFF

Rear -1 Speed Live — HYD. IND.
540 rpm @ 2550 Eng. rpm

STANDARD EQUIPMENT

ROPS w/Retractable Seat Belt
Safety Start Switch
High Back Adj. Reclining Seat
w/Arm Rests
Parking Brakes
Electric Key Shut-off
Tilt Steering
Wide Anti-Slip Step
ISO Mounted Platform
Turn Signals / Brake Lights
SMV Sign
Operator Presence Control System
Telescoping Lower Links
Halogen Head Lights
4 Position Loader Valve

IntelliPanel™

Lighted Communications Symbols
Standard Tachometer
Digital Read for Speed, MPH, PTO
speeds, diagnostics system
Warning Symbols

TIRES AND WHEELS

Front 7.2 - 16 R1 AG
Rear 12.4 - 24 R1 AG

ORDER CODE	DESCRIPTION	APPROX. SHIP WT.	SUGGESTED LIST PRICE
---------------	-------------	---------------------	-------------------------

*** STANDARD MACHINE WITH STANDARD TIRES ***

L3240DT	4WD TRACTOR with 2 Post Foldable ROPS (90.7" Height)	2856	\$ 16,260.00
---------	---	------	--------------

TIRES AND WHEELS (priced per Piece)					Price with Tire Option
ORDER CODE	DESCRIPTION	PLY RATING	APPROX. SHIP WT.	SUGG. LIST PRICE	L3240DT SUGG. LIST
ALR8866B**	Front 7.2 - 16 R1 AG	6	56	\$212.00	\$16,260.00
ALR8821**	Rear 12.4 - 24 R1 AG	4	185	\$434.00	
ALR8869A①	Front 10 - 16.5 R4 IND.	6	81	\$286.00	\$16,808.00
ALR8855	Rear 420/70 - 24 R4 IND	6	225	\$634.00	
ALR6813②	Front 29 x 12.50 - 15 TURF	6	50	\$260.00	\$16,834.00
ALR6803	Rear 44 x 18 - 20 TURF	4	200	\$673.00	
ALR8868	Front 27 x 8.50 - 15 TURF	4	44	\$175.00	\$16,356.00
LR6801	Rear 355/80 - D20 TURF	4	188	\$519.00	
ALR8898	Front 27 / 10.50LL x 15 Galaxy Turf	6	72	\$254.00	\$16,850.00
ALR6804	Rear 41 / 18LL x 16.1 Galaxy Turf	6	113	\$687.00	

** Standard tires.

① Not compatible with Mid-Mount Mower RC72-38.

② Requires Steering Cylinder Plate Kit (TD030-99800). See PIB-2003-006-R1.

Prices and specifications subject to change without notice. F.O.B. KTC designated shipping point.
Complete revision January 1, 2007.

Grand L - 40 Series

L3240GST



*** EQUIPMENT IN STANDARD MACHINE ***

DIESEL ENGINE

Model # D1703
3 Cyl., 100.5 cu. in.
+ 32.0 Net Eng. HP
+ 26.5 PTO HP
@ 2700 Eng. rpm
Indirect Injection (E-TVCS)
Charging Output 40 Amps
Radial Air Flow Cooling

HYDRAULICS

Open Center — Gear Type Dual
Pumps
4.9 gpm Power Steering
8.3 gpm Remote/3 Pt. Hitch
13.2 gpm Total Hyd. Flow
Cat I 3-point Hitch —
At lift Point 3750 lbs.
24" Behind 2650 lbs.

+ Manufacturer estimate.

FRONT AXLE

Hydrostatic Power Steering
Bevel Gear, 4WD
Cast iron
Tread Spacing, Nonadjustable

DRIVE TRAIN

12 Forward / 8 Reverse
Glideshift w / Synchro Shuttle
Mech. Wet Disc Brakes
Clutch — Single Dry Plate
Differential Lock

FLUID CAPACITY

Fuel Tank	11.6 gal.
Cooling System	TBA
Crankcase	TBA
Transmission and Hydraulics	TBA
Front Axle	TBA

POWER TAKE OFF

Rear -1 Speed Live Hyd. Independent
540 rpm @ 2550 Eng. rpm

STANDARD EQUIPMENT

ROPS w/Retractable Seat Belt
Safety Start Switch
High Back Adj. Reclining Seat
w/Arm Rests
Parking Brakes
Electric Key Shut-off
Tilt Steering
Wide Anti-Slip Step
ISO Mounted Platform
Turn Signals / Brake Lights
SMV Sign
Operator Presence Control System
Telescoping Lower Links
Halogen Headlights
4 Position Loader Valve

IntelliPanel™

Lighted Communications Symbols
Standard Tachometer
Digital Read for Speed, MPH, PTO
speeds, diagnostics system
Warning Symbols

TIRES AND WHEELS

Front 7.2 - 16 R1 AG
Rear 12.4 - 24 R1 AG

ORDER CODE	DESCRIPTION	APPROX. SHIP WT.	SUGGESTED LIST PRICE
---------------	-------------	---------------------	-------------------------

*** STANDARD MACHINE WITH STANDARD TIRES***

L3240GST	4WD TRACTOR with 2 Post Foldable ROPS (90.7" High)	2895	\$ 17,370.00
----------	---	------	--------------

TIRES AND WHEELS (priced per Piece)				Price with Tire Option	
ORDER CODE	DESCRIPTION	PLY RATING	APPROX. SHIP WT.	SUGG. LIST PRICE	L3240GST SUGG. LIST
ALR8866B**	Front 7.2 - 16 R1 AG	6	56	\$212.00	\$17,370.00
ALR8821**	Rear 12.4 - 24 R1 AG	4	185	\$434.00	
ALR8869A①	Front 10 - 16.5 R4 IND.	6	81	\$286.00	\$17,918.00
ALR8855	Rear 420/70 - 24 R4 IND	6	225	\$634.00	
ALR6813②	Front 29 x 12.50 - 15 TURF	6	50	\$260.00	\$17,944.00
ALR6803	Rear 44 x 18 - 20 TURF	4	200	\$673.00	
ALR8868	Front 27 x 8.50 - 15 TURF	4	44	\$175.00	\$17,466.00
LR6801	Rear 355/80 - D20 TURF	4	188	\$519.00	
ALR8898	Front 27 / 10.50LL x 15 Galaxy Turf	6	72	\$254.00	\$17,960.00
ALR6804	Rear 41 / 18LL x 16.1 Galaxy Turf	6	113	\$687.00	

** Standard tires.

① Not compatible with Mid-Mount Mower RC72-38.

② Requires Steering Cylinder Plate Kit (TD030-99800). See PIB-2003-006-R1.



Grand L - 40 Series L3240HST

*** EQUIPMENT IN STANDARD MACHINE ***

DIESEL ENGINE

Model # D1703
3 Cyl., 100.5 cu. in.
+ 32.0 Net Eng, HP
+ 25.0 PTO HP
@ 2700 Eng. rpm
Indirect Injection (E-TVCS)
Charging Output 40 Amps
Radial Air Flow Cooling

HYDRAULICS

Open Center — Gear Type Dual
Pumps
4.9 gpm Power Steering
8.3 gpm Remote/3 Pt. Hitch
13.2 gpm Total Hyd. Flow
Cat I 3-point Hitch —
At lift Point 3750 lbs.
24" Behind 2650 lbs.

+ Manufacturer estimate.

FRONT AXLE

Hydrostatic Power Steering
Bevel Gear, 4WD
Cast iron
Tread Spacing, Nonadjustable

DRIVE TRAIN

HST Plus
3 Speed Low-Medium-High
Mech. Wet Disc Brakes
Clutch - Single Dry Plate
Differential Lock
Cruise Control

FLUID CAPACITY

Fuel Tank 11.6 gal.
Cooling System TBA
Crankcase TBA
Transmission and
Hydraulics TBA
Front Axle TBA

POWER TAKE OFF

Rear-1 Speed Live Hyd. Independent
540 rpm @ 2550 Eng. rpm

STANDARD EQUIPMENT

ROPS w/Retractable Seat Belt
Safety Start Switches
High Back Adj. Reclining Seat
w/Arm Rests
Parking Brakes
Electric Key Shut-off
Wide Anti-Slip Step
Tilt Steering
ISO Mounted Platform
Turn Signals / Brake Lights
SMV Sign
Telescoping Lower Links
Operator Presence Control System
Halogen Headlights
4 Position Loader Valve

IntelliPanel™

Lighted Communications Symbols
Standard Tachometer
Digital Read for Speed, MPH, PTO
speeds, diagnostics system
Warning Symbols

TIRES AND WHEELS

Front 7.2 - 16 R1 AG
Rear 12.4 - 24 R1 AG

ORDER CODE	DESCRIPTION	APPROX. SHIP WT.	SUGGESTED LIST PRICE
*** STANDARD MACHINE WITH STANDARD TIRES ***			
L3240HST	4WD TRACTOR with 2 Post Foldable ROPS (90.7" High)	2913	\$ 17,850.00

TIRES AND WHEELS (priced per Piece)					Price with Tire Option
ORDER CODE	DESCRIPTION	PLY RATING	APPROX. SHIP WT.	SUGG. LIST PRICE	L3240HST SUGG. LIST
ALR8866B**	Front 7.2 - 16 R1 AG	6	56	\$212.00	\$17,850.00
ALR8821**	Rear 12.4 - 24 R1 AG	4	185	\$434.00	
ALR8869A①	Front 10 - 16.5 R4 IND.	6	81	\$286.00	\$18,398.00
ALR8855	Rear 420/70 - 24 R4 IND	6	225	\$634.00	
ALR6813②	Front 29 x 12.50 - 15 TURF	6	50	\$260.00	\$18,424.00
ALR6803	Rear 44 x 18 - 20 TURF	4	200	\$673.00	
ALR8868	Front 27 x 8.50 - 15 TURF	4	44	\$175.00	\$17,946.00
LR6801	Rear 355/80 - D20 TURF	4	188	\$519.00	
ALR8898	Front 27 / 10.50LL x 15 Galaxy Turf	6	72	\$254.00	\$18,440.00
ALR6804	Rear 41 / 18LL x 16.1 Galaxy Turf	6	113	\$687.00	

** Standard tires.

① Not compatible with Mid-Mount Mower RC72-38.

② Requires Steering Cylinder Plate Kit (TD030-99800). See PIB-2003-006-R1.

Prices and specifications subject to change without notice. F.O.B. KTC designated shipping point.
Complete revision January 1, 2007.

Grand L - 40 Series

L3240HSTC (Cab)



*** EQUIPMENT IN STANDARD MACHINE ***

DIESEL ENGINE

Model # D1703
3 Cyl., 100.5 cu. in.
+ 32.0 Net Eng, HP
+ 25.0 PTO HP
@ 2700 Eng. rpm
Indirect Injection (E-TVCS)
Charging Output 55 Amps
Radial Air Flow Cooling

HYDRAULICS

Open Center — Gear Type Dual
Pumps
4.9 gpm Power Steering
8.3 gpm Remote/3 Pt. Hitch
13.2 gpm Total Hyd. Flow
Cat I 3-point Hitch —
At lift Point 3750 lbs.
24" Behind 2650 lbs.

FRONT AXLE

Hydrostatic Power Steering
Bevel Gear, 4WD
Cast iron
Tread Spacing, Nonadjustable

+ Manufacturer estimate.

DRIVE TRAIN

HST Plus
3 Speed Low-Medium-High
Mech. Wet Disc Brakes
Clutch - Single Dry Plate
Differential Lock
Cruise Control

FLUID CAPACITY

Fuel Tank 11.6 gal.
Cooling System TBA
Crankcase TBA
Transmission and
Hydraulics TBA
Front Axle TBA

POWER TAKE OFF

Rear-1 Speed Live Hyd. Independent
540 rpm @ 2550 Eng. rpm

IntelliPanel™

Lighted Communications Symbols
Standard Tachometer
Digital Read for Speed, MPH, PTO
speeds, diagnostics system
Warning Symbols

STANDARD EQUIPMENT

ROPS Certified Cab
w/Retractable Seat Belt
Safety Start Switches
High Back Adj. Reclining Seat
w/Arm Rests
Parking Brakes
Electric Key Shut-off
Tilt Steering
ISO Mounted Platform
Turn Signals / Brake Lights
SMV Sign
Telescoping Lower Links
Operator Presence Control System
Halogen Headlights
4 Position Loader Valve
2 Front Work Lights
L/R Anti-slip Steps
Radio-wired
12V Outlet
L/R Door Struts
Heater and A/C
Front Wipe/Wash (2 Speed)

TIRES AND WHEELS

Front 7.2 - 16 R1 AG
Rear 12.4 - 24 R1 AG

ORDER CODE	DESCRIPTION	APPROX. SHIP WT.	SUGGESTED LIST PRICE
---------------	-------------	---------------------	-------------------------

*** STANDARD MACHINE WITH STANDARD TIRES ***

L3240HSTC	4WD CAB TRACTOR	2913	\$ 23,390.00
-----------	-----------------	------	--------------

TIRES AND WHEELS (priced per Piece)					Price with Tire Option
ORDER CODE	DESCRIPTION	PLY RATING	APPROX. SHIP WT.	SUGG. LIST PRICE	L3240HSTC SUGG. LIST
ALR8866B**	Front 7.2 - 16 R1 AG	6	56	\$212.00	\$23,390.00
ALR8821**	Rear 12.4 - 24 R1 AG	4	185	\$434.00	
ALR8869A①	Front 10 - 16.5 R4 IND.	6	81	\$286.00	\$23,938.00
ALR8855	Rear 420/70 - 24 R4 IND	6	225	\$634.00	
ALR6813②	Front 29 x 12.50 - 15 TURF	6	50	\$260.00	\$23,964.00
ALR6803	Rear 44 x 18 - 20 TURF	4	200	\$673.00	
ALR8868	Front 27 x 8.50 - 15 TURF	4	44	\$175.00	\$23,486.00
LR6801	Rear 355/80 - D20 TURF	4	188	\$519.00	
ALR8898	Front 27 / 10.50LL x 15 Galaxy Turf	6	72	\$254.00	\$23,980.00
ALR6804	Rear 41 / 18LL x 16.1 Galaxy Turf	6	133	\$687.00	

** Standard tires.

① Not compatible with Mid-Mount Mower RC72-38.

② Requires Steering Cylinder Plate Kit (TD030-99800). See PIB-2003-006-R1.



Grand L - 40 Series L3540GST

*** EQUIPMENT IN STANDARD MACHINE ***

DIESEL ENGINE

Model # D1803
3 Cyl., 111.4 cu. in.
+ 35.0 Net Eng. HP
+ 29.5 PTO HP
@ 2700 Eng. rpm
Indirect Injection (E-TVCS)
Charging Output 40 Amps
Radial Air Flow Cooling

HYDRAULICS

Open Center — Gear Type Dual
Pumps
4.9 gpm Power Steering
8.3 gpm Remote/3 Pt. Hitch
13.2 gpm Total Hyd. Flow
Cat I 3-point Hitch —
At lift Point 3750 lbs.
24" Behind 2650 lbs.

+ Manufacturer estimate.

FRONT AXLE

Hydrostatic Power Steering
Bevel Gear, 4WD
Cast Iron
Tread Spacing, Nonadjustable

DRIVE TRAIN

12 Forward / 8 Reverse
Glideshift w / Synchro Shuttle
Mech. Wet Disc Brakes
Clutch — Single Dry Stage
Differential Lock

FLUID CAPACITY

Fuel Tank 11.6 gal.
Cooling System TBA
Crankcase TBA
Transmission and
Hydraulics TBA
Front Axle TBA

POWER TAKE OFF

Rear - 1 Speed Live Hyd. Independent
540 rpm @ 2550 Eng. rpm

STANDARD EQUIPMENT

ROPS w/Retractable Seat Belt
Safety Start Switches
High Back Adj. Reclining Seat
w/Arm Rests
Parking Brakes
Electric Key Shut-off
Wide Anti-Slip Step
Tilt Steering
ISO Mounted Platform
Turn Signals / Brake Lights
SMV Sign
Telescoping Lower Links
Operator Presence Control System
Halogen Headlights
4 Position Loader Valve

IntelliPanel™

Lighted Communications Symbols
Standard Tachometer
Digital Read for Speed, MPH, PTO
speeds, diagnostics system
Warning Symbols

TIRES AND WHEELS

Front 7.2 - 16 R1 AG
Rear 12.4 - 24 R1 AG

ORDER CODE	DESCRIPTION	APPROX. SHIP WT.	SUGGESTED LIST PRICE
---------------	-------------	---------------------	-------------------------

*** STANDARD MACHINE WITH STANDARD TIRES ***

L3540GST	4WD TRACTOR with 2 Post Foldable ROPS (90.7" High)	2878	\$ 18,700.00
----------	---	------	--------------

TIRES AND WHEELS (priced per Piece)					Price with Tire Option
ORDER CODE	DESCRIPTION	PLY RATING	APPROX. SHIP WT.	SUGG. LIST PRICE	L3540GST SUGG. LIST
ALR8866B**	Front 7.2 - 16 R1 AG	6	56	\$212.00	\$18,700.00
ALR8821**	Rear 12.4 - 24 R1 AG	4	185	\$434.00	
ALR8869A①	Front 10 - 16.5 R4 IND.	6	81	\$286.00	\$19,248.00
ALR8855	Rear 420/70 - 24 R4 IND	6	225	\$634.00	
ALR6813②	Front 29 x 12.50 - 15 TURF	6	50	\$260.00	\$19,274.00
ALR6803	Rear 44 x 18 - 20 TURF	4	200	\$673.00	
ALR8868	Front 27 x 8.50 - 15 TURF	4	44	\$175.00	\$18,796.00
LR6801	Rear 355/80 - D20 TURF	4	188	\$519.00	
ALR8898	Front 27 / 10.50LL x 15 Galaxy Turf	6	72	\$254.00	\$19,290.00
ALR6804	Rear 41 / 18LL x 16.1 Galaxy Turf	6	113	\$687.00	

** Standard tires.

① Not compatible with Mid-Mount Mower RC72-38.

② Requires Steering Cylinder Plate Kit (TD030-99800). See PIB-2003-006-R1.

Prices and specifications subject to change without notice. F.O.B. KTC designated shipping point.
Complete revision January 1, 2007.

Grand L - 40 Series

L3540HST



*** EQUIPMENT IN STANDARD MACHINE ***

DIESEL ENGINE

Model # D1803
3 Cyl., 111.4 cu. in.
+ 35.0 Net Eng. HP
+ 28.0 PTO HP
@ 2700 Eng. rpm
Indirect Injection (E-TVCS)
Charging Output 40 Amps
Radial Air Flow Cooling

HYDRAULICS

Open Center — Gear Type Dual
Pumps
4.9 gpm Power Steering
8.3 gpm Remote/3 Pt. Hitch
13.2 gpm Total Hyd. Flow
Cat I 3-point Hitch —
At lift Point 3750 lbs.
24" Behind 2650 lbs.

+ Manufacturer estimate.

FRONT AXLE

Hydrostatic Power Steering
Bevel Gear, 4WD
Cast Iron
Tread Spacing, Nonadjustable

DRIVE TRAIN

HST Plus
3 Speed Low-Medium-High
Mech. Wet Disc Brakes
Clutch — Single Dry Plate
Differential Lock
Mech. Lever Cruise Control

FLUID CAPACITY

Fuel Tank	11.6 gal.
Cooling System	TBA
Crankcase	TBA
Transmission and Hydraulics	TBA
Front Axle	TBA

POWER TAKE OFF

Rear-1 Speed Live Hyd. Independent
540 rpm @ 2550 Eng. rpm

STANDARD EQUIPMENT

ROPS w/Retractable Seat Belt
Safety Start Switches
High Back Adj. Reclining Seat
w/Arm Rests
Parking Brakes
Electric Key Shut-off
Wide Anti-Slip Step
Tilt Steering
ISO Mounted Platform
Turn Signals / Brake Lights
SMV Sign
Telescoping Lower Links
Operator Presence Control System
Halogen Headlights
4 Position Loader Valve

IntelliPanel™

Lighted Communications Symbols
Standard Tachometer
Digital Read for Speed, MPH, PTO
speeds, diagnostics system
Warning Symbols

TIRES AND WHEELS

Front 7.2 - 16 R1 AG
Rear 12.4 - 24 R1 AG

ORDER CODE	DESCRIPTION	APPROX. SHIP WT.	SUGGESTED LIST PRICE
---------------	-------------	---------------------	-------------------------

*** STANDARD MACHINE WITH STANDARD TIRES ***

L3540HST	4WD TRACTOR with 2 Post Foldable ROPS (90.7" High)	2935	\$ 19,180.00
----------	---	------	--------------

TIRES AND WHEELS (priced per Piece)					Price with Tire Option
ORDER CODE	DESCRIPTION	PLY RATING	APPROX. SHIP WT.	SUGG. LIST PRICE	L3540HST SUGG. LIST
ALR8866B**	Front 7.2 - 16 R1 AG	6	56	\$212.00	\$19,180.00
ALR8821**	Rear 12.4 - 24 R1 AG	4	185	\$434.00	
ALR8869A①	Front 10 - 16.5 R4 IND.	6	81	\$286.00	\$19,728.00
ALR8855	Rear 420/70 - 24 R4 IND	6	225	\$634.00	
ALR6813②	Front 29 x 12.50 - 15 TURF	6	50	\$260.00	\$19,754.00
ALR6803	Rear 44 x 18 - 20 TURF	4	200	\$673.00	
ALR8868	Front 27 x 8.50 - 15 TURF	4	44	\$175.00	\$19,276.00
LR6801	Rear 355/80 - D20 TURF	4	188	\$519.00	
ALR8898	Front 27 / 10.50LL x 15 Galaxy Turf	6	72	\$254.00	\$19,770.00
ALR6804	Rear 41 / 18LL x 16.1 Galaxy Turf	6	113	\$687.00	

** Standard tires.

① Not compatible with Mid-Mount Mower RC72-38.

② Requires Steering Cylinder Plate Kit (TD030-99800). See PIB-2003-006R1.



Grand L - 40 Series L3540HSTC (CAB)

*** EQUIPMENT IN STANDARD MACHINE ***

DIESEL ENGINE

Model # D1803
3 Cyl., 111.4 cu. in.
+ 35.0 Net Eng. HP
+ 28.0 PTO HP
@ 2700 Eng. rpm
Indirect Injection (E-TVCS)
Charging Output 55 Amps
Radial Air Flow Cooling

HYDRAULICS

Open Center — Gear Type Dual
Pumps
4.9 gpm Power Steering
8.3 gpm Remote/3 Pt. Hitch
13.2 gpm Total Hyd. Flow
Cat I 3-point Hitch —
At lift Point 3750 lbs.
24" Behind 2650 lbs.

FRONT AXLE

Hydrostatic Power Steering
Bevel Gear, 4WD
Cast Iron
Tread Spacing, Nonadjustable

+ Manufacturer estimate.

DRIVE TRAIN

HST Plus
3 Speed Low-Medium-High
Mech. Wet Disc Brakes
Clutch — Single Dry Plate
Differential Lock
Cruise Control

FLUID CAPACITY

Fuel Tank	11.6 gal.
Cooling System	TBA
Crankcase	TBA
Transmission and Hydraulics	TBA
Front Axle	TBA

POWER TAKE OFF

1 Speed Rear Live-Hyd. Independent
540 rpm @ 2550 Eng. rpm

IntelliPanel™

Lighted Communications Symbols
Standard Tachometer
Digital Read for Speed, MPH, PTO
speeds, diagnostics system
Warning Symbols

STANDARD EQUIPMENT

ROPS Certified Cab w/Retractable
Seat Belt
Flat Deck w/Hanging Pedals
Tilt Steering Wheel
High Back Adj. Reclining Cloth Seat
w/Arm Rests
Safety Start Switches
Electric Key Shut Off
Turn Signals / Brake Lights
2 Frt. Work Lights
L/R Anti-Slip Steps
Heater and A/C
Frt. Wiper w/Washer (2 speed)
Radio-wired
Parking Brakes
SMV Sign
Telescoping Lower Links
Operator Presence Control System
12V Outlet
L/R Door Struts
ISO Mounted Platform
Halogen Headlights
4 Position Loader Valve

TIRES AND WHEELS

Front 7.2 - 16 R1 AG
Rear 12.4 - 24 R1 AG

ORDER CODE	DESCRIPTION	APPROX. SHIP WT.	SUGGESTED LIST PRICE
---------------	-------------	---------------------	-------------------------

*** STANDARD MACHINE WITH STANDARD TIRES ***

L3540HSTC	4WD CAB TRACTOR	3230	\$ 24,720.00
-----------	-----------------	------	--------------

TIRES AND WHEELS (priced per Piece)					Price with Tire Option
ORDER CODE	DESCRIPTION	PLY RATING	APPROX. SHIP WT.	SUGG. LIST PRICE	L3540HSTC SUGG. LIST
ALR8866B**	Front 7.2 - 16 R1 AG	6	56	\$212.00	\$24,720.00
ALR8821**	Rear 12.4 - 24 R1 AG	4	185	\$434.00	
ALR8869A①	Front 10 - 16.5 R4 IND.	6	81	\$286.00	\$25,268.00
ALR8855	Rear 420/70 - 24 R4 IND	6	225	\$634.00	
ALR6813②	Front 29 x 12.50 - 15 TURF	6	50	\$260.00	\$25,294.00
ALR6803	Rear 44 x 18 - 20 TURF	4	200	\$673.00	
ALR8868	Front 27 x 8.50 - 15 TURF	4	44	\$175.00	\$24,816.00
LR6801	Rear 355/80 - D20 TURF	4	188	\$519.00	
ALR8898	Front 27 / 10.50LL x 15 Galaxy Turf	6	72	\$254.00	\$25,310.00
ALR6804	Rear 41 / 18LL x 16.1 Galaxy Turf	6	113	\$687.00	

** Standard tires.

① Not compatible with Mid-Mount Mower RC72-38.

② Requires Steering Cylinder Plate Kit (TD030-99800). See PIB-2003-006R1.

Prices and specifications subject to change without notice. F.O.B. KTC designated shipping point.
Complete revision January 1, 2007.

This page intentionally left blank.



Grand L - 40 Series L3940DT

*** EQUIPMENT IN STANDARD MACHINE ***

DIESEL ENGINE

Model # V2003
4 Cyl., 120.0 cu. in.
+ 38.5 Net Eng. HP
+ 33.0 PTO HP
@ 2700 Eng. rpm
Indirect Injection (E-TVCS)
Charging Output 40 Amps
Radial Air Flow Cooling

HYDRAULICS

Open Center — Gear Type, Dual
Pumps
4.9 gpm Power Steering
9.8 gpm Remote/3 Pt. Hitch
14.7 gpm Total Hyd. Flow
Lift Capacity —
At lift Point 3860 lbs.
24" Behind 2760 lbs.

+ Manufacturer estimate.

FRONT AXLE

Hydrostatic Power Steering
Bevel Gear, 4WD
Cast Iron
Tread Spacing, Nonadjustable

DRIVE TRAIN

8 Forward / 8 Reverse
Manual w/ Synchro Main and
Shuttle Transmission
Mech. Wet Disc Brakes
Clutch — Dry Single Stage
Differential Lock

FLUID CAPACITY

Fuel Tank	13.2 gal.
Cooling System	TBA
Crankcase	TBA
Transmission and Hydraulics	TBA
Front Axle	TBA

POWER TAKE OFF

1 Speed Rear Live - Hyd. Independent
540 rpm @ 2550 Eng. rpm

STANDARD EQUIPMENT

ROPS w/Retractable Seat Belt
Safety Start Switch
High Back Adj. Reclining Seat
w/Arm Rests
Parking Brakes
Tilt Steering Wheel
Electric Key Shut-off
Wide Anti-Slip Step
ISO Mounted Platform
Turn Signals / Brake Lights
SMV Sign
Telescoping Lower Links
Operator Presence Control System
Halogen Headlights
4 Position Loader Valve

IntelliPanel™

Lighted Communications Symbols
Standard Tachometer
Digital Read for Speed, MPH, PTO
speeds, diagnostics system
Warning Symbols

TIRES AND WHEELS

Front 8.3-16 R1 AG
Rear 14.9-24 R1AG

ORDER CODE	DESCRIPTION	APPROX. SHIP WT.	SUGGESTED LIST PRICE
---------------	-------------	---------------------	-------------------------

*** STANDARD MACHINE WITH STANDARD TIRES ***

L3940DT	4WD TRACTOR with 2 Post Foldable ROPS (97.4" High)	2915	\$ 19,230.00
---------	---	------	--------------

TIRES AND WHEELS (priced per Piece)					Price with Tire Option
ORDER CODE	DESCRIPTION	PLY RATING	APPROX. SHIP WT.	SUGG. LIST PRICE	L3940DT SUGG. LIST
ABR8753B**	Front 8.3 - 16 R1 AG	6	65	\$201.00	\$19,230.00
ALR6809**	Rear 14.9 - 24 R1 AG	6	250	\$520.00	
ALR8869A	Front 10 - 16.5 R4 IND.	6	81	\$286.00	\$19,646.00
ALR6807	Rear 17.5L - 24 R4 IND.	6	225	\$643.00	
ALR6813①	Front 29 x 12.50 - 15 TURF	6	50	\$260.00	\$19,654.00
ALR6803	Rear 44 x 18 - 20 TURF	4	200	\$673.00	
ALR8868	Front 27 x 8.50 - 15 TURF	4	44	\$175.00	\$19,176.00
LR6801	Rear 355/80 - D20 TURF	4	188	\$519.00	
ALR8898	Front 27 / 10.50LL x 15 Galaxy Turf	6	72	\$254.00	\$19,670.00
ALR6804	Rear 41 / 18LL x 16.1 Galaxy Turf	6	113	\$687.00	

** Standard tires.

① Requires Steering Cylinder Plate Kit (TD030-99800). See PIB-2003-006-R1.

Prices and specifications subject to change without notice. F.O.B. KTC designated shipping point.
Complete revision January 1, 2007.

Grand L - 40 Series

L3940GST



*** EQUIPMENT IN STANDARD MACHINE ***

DIESEL ENGINE

Model # V2003
4 Cyl., 122.0 cu. in.
+ 38.5 Net Eng. HP
+ 33.0 PTO HP
@ 2700 Eng. rpm
Indirect Injection (E-TVCS)
Charging Output 40 Amps
Radial Air Flow Cooling

HYDRAULICS

Open Center — Gear Type, Dual
Pumps
4.9 gpm Power Steering
9.8 gpm Remote/3 Pt. Hitch
14.7 gpm Total Hyd. Flow
Lift Capacity —
At lift Point 3860 lbs.
24" Behind 2760 lbs.

+ Manufacturer estimate.

FRONT AXLE

Hydrostatic Power Steering
Bevel Gear, 4WD
Cast Iron
Tread Spacing, Nonadjustable

DRIVE TRAIN

12 Forward / 8 Reverse
Glideshift w / Synchro Shuttle
Mech. Wet Disc Brakes
Clutch — Dry Single Stage
Differential Lock

FLUID CAPACITY

Fuel Tank	13.2 gal.
Cooling System	TBA
Crankcase	TBA
Transmission and Hydraulics	TBA
Front Axle	TBA

POWER TAKE OFF

1 Speed Rear Live - Hyd. Independent
540 rpm @ 2550 Eng. rpm

SAFETY EQUIPMENT

ROPS w/Retractable Seat Belt
Safety Start Switch
Large Adj. Reclining Seat w/Arm
Rests
Parking Brakes
Tilt Steering Wheel
Electric Key Shut-off
Wide Anti-Slip Step
ISO Mounted Platform
Turn Signals / Brake Lights
SMV Sign
Telescoping Lower Links
Operator Presence Control System
Halogen Headlights
4 Position Loader Valve

IntelliPanel™

Lighted Communications Symbols
Standard Tachometer
Digital Read for Speed, MPH, PTO
speeds, diagnostics system
Warning Symbols

TIRES AND WHEELS

Front 8.3-16 R1 AG
Rear 14.9 - 24 R1 AG

ORDER CODE	DESCRIPTION	APPROX. SHIP WT.	SUGGESTED LIST PRICE
---------------	-------------	---------------------	-------------------------

*** STANDARD MACHINE WITH STANDARD TIRES ***

L3940GST	4WD TRACTOR with 2 Post Foldable ROPS (97.4" High)	2939	\$ 20,340.00
-----------------	--	------	--------------

TIRES AND WHEELS (priced per Piece)					Price with Tire Option
ORDER CODE	DESCRIPTION	PLY RATING	APPROX. SHIP WT.	SUGG. LIST PRICE	L3940GST SUGG. LIST
ABR8753B**	Front 8.3 - 16 R1 AG	6	65	\$201.00	\$20,340.00
ALR6809**	Rear 14.9 - 24 R1 AG	6	250	\$520.00	
ALR8869A	Front 10 - 16.5 R4 IND.	6	81	\$286.00	\$20,756.00
ALR6807	Rear 17.5L - 24 R4 IND	6	235	\$643.00	
ALR6813①	Front 29 x 12.50 - 15 TURF	6	50	\$260.00	\$20,764.00
ALR6803	Rear 44 x 18 - 20 TURF	4	200	\$673.00	
ALR8868	Front 27 x 8.50 - 15 TURF	4	44	\$175.00	\$20,286.00
LR6801	Rear 355/80 - D20 TURF	4	188	\$519.00	
ALR8898	Front 27 / 10.50LL x 15 Galaxy Turf	6	72	\$254.00	\$20,780.00
ALR6804	Rear 41 / 18LL x 16.1 Galaxy Turf	6	113	\$687.00	

** Standard tires.

① Requires Steering Cylinder Plate Kit (TD030-99800). See PIB-2003-006-R1.



Grand L - 40 Series L3940HST

*** EQUIPMENT IN STANDARD MACHINE ***

DIESEL ENGINE

Model # V2003
4 Cyl., 122.0 cu. in.
+ 38.5 Net Eng. HP
+ 31.5 PTO HP
@ 2700 Eng. rpm
Indirect Injection (E-TVCS)
Charging Output 40 Amps
Radial Air Flow Cooling

HYDRAULICS

Open Center — Gear Type, Dual
Pumps
4.9 gpm Power Steering
9.8 gpm Remote/3 Pt. Hitch
14.7 gpm Total Hyd. Flow
Lift Capacity —
At lift Point 3860 lbs.
24" Behind 2760 lbs.

+ Manufacturer estimate.

FRONT AXLE

Hydrostatic Power Steering
Bevel Gear, 4WD
Cast Iron
Tread Spacing, Nonadjustable

DRIVE TRAIN

HST Plus
3 Speed Low-Medium-High
Mech. Wet Disc Brakes
Clutch - Dry Single Stage
Differential Lock
Cruise Control

FLUID CAPACITY

Fuel Tank	13.2 gal.
Cooling System	TBA
Crankcase	TBA
Transmission and Hydraulics	TBA
Front Axle	TBA

POWER TAKE OFF

1 Speed Rear Live - Hyd. Independent
540 rpm @ 2550 Eng. rpm

STANDARD EQUIPMENT

ROPS w/Retractable Seat Belt
Safety Start Switch
High Back Adj. Reclining Seat
w/Arm Rests
Parking Brakes
Tilt Steering Wheel
Electric Key Shut-off
Wide Anti-Slip Step
ISO Mounted Platform
Turn Signals / Brake Lights
SMV Sign
Telescoping Lower Links
Operator Presence Control System
Halogen Headlights
4 Position Loader Valve

IntelliPanel™

Lighted Communications Symbols
Standard Tachometer
Digital Read for Speed, MPH, PTO
speeds, diagnostics system
Warning Symbols

TIRES AND WHEELS

Front 8.3-16 R1 AG
Rear 14.9 - 24 R1 AG

ORDER CODE	DESCRIPTION	APPROX. SHIP WT.	SUGGESTED LIST PRICE
---------------	-------------	---------------------	-------------------------

*** STANDARD MACHINE WITH STANDARD TIRES ***

L3940HST	4WD TRACTOR	\$ 20,820.00
	with 2 Post Foldable ROPS (97.4" High)	

TIRES AND WHEELS (priced per Piece)					Price with Tire Option
ORDER CODE	DESCRIPTION	PLY RATING	APPROX. SHIP WT.	SUGG. LIST PRICE	L3940HST SUGG. LIST
ABR8753B**	Front 8.3 - 16 R1 AG	6	65	\$201.00	\$20,820.00
ALR6809**	Rear 14.9 - 24 R1 AG	6	250	\$520.00	
ALR8869A	Front 10 - 16.5 R4 IND.	6	81	\$286.00	\$21,236.00
ALR6807	Rear 17.5L - 24 R4 IND	6	235	\$643.00	
ALR6813①	Front 29 x 12.50 - 15 TURF	6	50	\$260.00	\$21,244.00
ALR6803	Rear 44 x 18 - 20 TURF	4	200	\$673.00	
ALR8868	Front 27 x 8.50 - 15 TURF	4	44	\$175.00	\$20,766.00
LR6801	Rear 355/80 - D20 TURF	4	188	\$519.00	
ALR8898	Front 27 / 10.50LL x 15 Galaxy Turf	6	72	\$254.00	\$21,260.00
ALR6804	Rear 41 / 18LL x 16.1 Galaxy Turf	6	113	\$687.00	

** Standard tires.

① Requires Steering Cylinder PI ate Kit (TD030-99800). See PIB-2003-006-R1.

Prices and specifications subject to change without notice. F.O.B. KTC designated shipping point.
Complete revision January 1, 2007.

Grand L - 40 Series

L3940HSTC (CAB)



*** EQUIPMENT IN STANDARD MACHINE ***

DIESEL ENGINE

Model # V2003
4 Cyl., 122.0 cu. in.
+ 38.5 Net Eng. HP
+ 31.5 PTO HP
@ 2700 Eng. rpm
Indirect Injection (E-TVCS)
Charging Output 55 Amps
Radial Air Flow Cooling

HYDRAULICS

Open Center — Gear Type, Dual
Pumps
4.9 gpm Power Steering
9.8 gpm Remote/3 Pt. Hitch
14.7 gpm Total Hyd. Flow
Lift Capacity —
At lift Point 3860 lbs.
24" Behind 2760 lbs.

FRONT AXLE

Hydrostatic Power Steering
Bevel Gear, 4WD
Cast Iron
Tread Spacing, Nonadjustable

+ Manufacturer estimate.

DRIVE TRAIN

HST Plus
3 Speed Low-Medium-High
Mech. Wet Disc Brakes
Clutch - Dry Single Stage
Differential Lock
Cruise Control

FLUID CAPACITY

Fuel Tank 13.2 gal.
Cooling System TBA
Crankcase TBA
Transmission and
Hydraulics TBA
Front Axle TBA

POWER TAKE OFF

1 Speed Rear Live - Hyd. Independent
540 rpm @ 2550 Eng. rpm

IntelliPanel™

Lighted Communications Symbols
Standard Tachometer
Digital Read for Speed, MPH, PTO
speeds, diagnostics system
Warning Symbols

STANDARD EQUIPMENT

ROPS Certified Cab
w/Retractable Seat Belt
Safety Start Switch
High Back Adj. Reclining Seat
w/Arm Rests
Parking Brakes
Tilt Steering Wheel
Electric Key Shut-off
ISO Mounted Platform
Turn Signals / Brake Lights
SMV Sign
Telescoping Lower Links
Operator Presence Control System
Halogen Headlights
4 Position Loader Valve
2 Front Work Lights
L/R Anti-Slip Steps
Radio-Wires
12V Outlet
L/R Door Struts
Heater and A/C
Front Wash/White (2 Speed)

TIRES AND WHEELS

Front 8.3-16 R1 AG
Rear 14.9 - 24 R1 AG

ORDER CODE	DESCRIPTION	APPROX. SHIP WT.	SUGGESTED LIST PRICE
---------------	-------------	---------------------	-------------------------

*** STANDARD MACHINE WITH STANDARD TIRES ***

L3940HSTC	4WD CAB TRACTOR	2970	\$ 26,360.00
-----------	-----------------	------	--------------

TIRES AND WHEELS (priced per Piece)					Price with Tire Option
ORDER CODE	DESCRIPTION	PLY RATING	APPROX. SHIP WT.	SUGG. LIST PRICE	L3940HSTC SUGG. LIST
ABR8753B**	Front 8.3 - 16 R1 AG	6	65	\$201.00	\$26,360.00
ALR6809**	Rear 14.9 - 24 R1 AG	6	250	\$520.00	
ALR8869A	Front 10 - 16.5 R4 IND.	6	81	\$286.00	\$26,776.00
ALR6807	Rear 17.5L - 24 R4 IND	6	235	\$643.00	
ALR6813①	Front 29 x 12.50 - 15 TURF	6	50	\$260.00	\$26,784.00
ALR6803	Rear 44 x 18 - 20 TURF	4	200	\$673.00	
ALR8868	Front 27 x 8.50 - 15 TURF	4	44	\$175.00	\$26,306.00
LR6801	Rear 355/80 - D20 TURF	4	188	\$519.00	
ALR8898	Front 27 / 10.50LL x 15 Galaxy Turf	6	72	\$254.00	\$26,800.00
ALR6804	Rear 41 / 18LL x 16.1 Galaxy Turf	6	113	\$687.00	

** Standard tires.

① Requires Steering Cylinder Plate Kit (TD030-99800). See PIB-2003-006-R1.



Grand L - 40 Series L4240DT

*** EQUIPMENT IN STANDARD MACHINE ***

DIESEL ENGINE

Model # V2203
4 Cyl., 134.1 cu. in.
Internal Balancers
+ 42.0 Net Eng. HP
+ 36.5 PTO HP
@ 2700 Eng. rpm
Indirect Injection (E-TVCS)
Charging Output 40 Amps
Radial Air Flow Cooling

HYDRAULICS

Open Center — Gear Type Dual
Pumps
4.9 gpm Power Steering
9.8 gpm Remote/3 Pt. Hitch
14.7 gpm Total Hyd. Flow
Cat I 3-point Hitch —
At lift Point 3860 lbs.
24" Behind 2760 lbs.

+ Manufacturer estimate.

FRONT AXLE

Hydrostatic Power Steering
Bevel Gear, 4WD
Cast Iron
Tread Spacing, Nonadjustable

DRIVE TRAIN

8 Forward / 8 Reverse
Manual w/Synchro Main and
Shuttle Transmission
Mech. Wet Disc Brakes
Clutch — Single Dry Plate
Differential Lock

FLUID CAPACITY

Fuel Tank 13.2 gal.
Cooling System TBA
Crankcase TBA
Transmission and
Hydraulics TBA
Front Axle TBA

POWER TAKE OFF

Rear-1 Speed Live Hyd. Independent
540 rpm @ 2550 Eng. rpm

STANDARD EQUIPMENT

ROPS w/Retractable Seat Belt
Safety Start Switch
High back Adj. Reclining Seat
w/Arm Rests
Parking Brakes
Tilt Steering Wheel
Electric Key Shut-off
Wide Anti-Slip Step
ISO Mounted Platform
Turn Signals / Brake Lights
SMV Sign
Telescoping Lower Links
Operator Presence Control System
Halogen Headlights
4 Position Loader Valve

IntelliPanel™

Lighted Communications Symbols
Standard Tachometer
Digital Read for Speed, MPH, PTO
speeds, diagnostics system
Warning Symbols

TIRES AND WHEELS

Front 8.3 - 16 R1 AG
Rear 14.9 - 24 R1 AG

ORDER CODE	DESCRIPTION	APPROX. SHIP WT.	SUGGESTED LIST PRICE
---------------	-------------	---------------------	-------------------------

*** STANDARD MACHINE WITH STANDARD TIRES ***

L4240DT	4WD TRACTOR with 2 Post Foldable ROPS (97.4" High)	3045	\$ 20,970.00
---------	---	------	--------------

TIRES AND WHEELS (priced per Piece)					Price with Tire Option
ORDER CODE	DESCRIPTION	PLY RATING	APPROX. SHIP WT.	SUGG. LIST PRICE	L4240DT SUGG. LIST
ABR8753B**	Front 8.3 - 16 R1 AG	6	65	\$201.00	\$20,970.00
ALR6809**	Rear 14.9 - 24 R1 AG	6	250	\$520.00	
ALR8869A	Front 10 - 16.5 R4 IND.	6	81	\$286.00	\$21,386.00
ALR6807	Rear 17.5L - 24 R4 IND	6	235	\$643.00	
ALR8895A	Front 29 x 12.50 - 15 TURF	6	50	\$260.00	\$21,394.00
ALR6803	Rear 44 x 18 - 20 TURF	4	200	\$673.00	
ALR6818	Front LWS305R343 LSW Turf	TBA		\$254.00	\$21,460.00
ALR6817	Rear LSW610R470 LSW Turf	TBA		\$712.00	

** Standard tires.

Grand L - 40 Series

L4240GST



*** EQUIPMENT IN STANDARD MACHINE ***

DIESEL ENGINE

Model # V2203
4 Cyl., 134.1 cu. in.
Internal Balancers
+ 42.0 Net Eng. HP
+ 36.5 PTO HP
@ 2700 Eng. rpm
Indirect Injection (E-TVCS)
Charging Output 40 Amps
Radial Air Flow Cooling

HYDRAULICS

Open Center — Gear Type Dual
Pumps
4.9 gpm Power Steering
9.8 gpm Remote/3 Pt. Hitch
14.7 gpm Total Hyd. Flow
Cat I 3-point Hitch —
At lift Point 3860 lbs.
24" Behind 2760 lbs.

+ Manufacturer estimate.

FRONT AXLE

Hydrostatic Power Steering
Bevel Gear, 4WD
Cast Iron
Tread Spacing, Nonadjustable

DRIVE TRAIN

12 Forward / 8 Reverse
Glideshift w / Synchro Shuttle
Mech. Wet Disc Brakes
Clutch - Single Dry Plate
Differential Lock

FLUID CAPACITY

Fuel Tank 13.2 gal.
Cooling System TBA
Crankcase TBA
Transmission and
Hydraulics TBA
Front Axle TBA

POWER TAKE OFF

Rear-1 Speed Live Hyd. Independent
540 rpm @ 2550 Eng. rpm

STANDARD EQUIPMENT

ROPS w/Retractable Seat Belt
Safety Start Switch
High Back Adj. Reclining Seat
w/Arm Rests
Parking Brakes
Tilt Steering Wheel
Electric Key Shut-off
Wide Anti-Slip Step
ISO Mounted Platform
Turn Signals / Brake Lights
SMV Sign
Telescoping Lower Links
Operator Presence Control System
Halogen Headlights
4 Position Loader Valve

IntelliPanel™

Lighted Communications Symbols
Standard Tachometer
Digital Read for Speed, MPH, PTO
speeds, diagnostics system
Warning Symbols

TIRES AND WHEELS

Front 8.3 - 16 R1 AG
Rear 14.9 - 24 R1 AG

ORDER CODE	DESCRIPTION	APPROX. SHIP WT.	SUGGESTED LIST PRICE
*** STANDARD MACHINE WITH STANDARD TIRES ***			
L4240GST	4WD TRACTOR with 2 Post Foldable ROPS (97.4" High)	3080	\$ 22,080.00

TIRES AND WHEELS (priced per Piece)					Price with Tire Option
ORDER CODE	DESCRIPTION	PLY RATING	APPROX. SHIP WT.	SUGG. LIST PRICE	L4240GST SUGG. LIST
ABR8753B**	Front 8.3 - 16 R1 AG	6	65	\$201.00	\$22,080.00
ALR6809**	Rear 14.9 - 24 R1 AG	6	250	\$520.00	
ALR8869A	Front 10 - 16.5 R4 IND.	6	81	\$286.00	\$22,496.00
ALR6807	Rear 17.5L - 24 R4 IND	6	235	\$643.00	
ALR8895A	Front 29 x 12.50 - 15 TURF	6	50	\$260.00	\$22,504.00
ALR6803	Rear 44 x 18 - 20 TURF	4	200	\$673.00	
ALR6818	Front LSW305R343 LWS Turf	TBA		\$254.00	\$22,570.00
ALR6817	Rear LSW610R470 LSW Turf	TBA		\$712.00	

** Standard tires.



Grand L - 40 Series L4240HST

*** EQUIPMENT IN STANDARD MACHINE ***

DIESEL ENGINE

Model # V2203
4 Cyl., 134.1 cu. in.
+ 42.0 Net Eng. HP
+ 35.0 PTO HP
@ 2700 Eng. rpm
Indirect Injection (E-TVCS)
Charging Output 40 Amps
Radial Air Flow Cooling

HYDRAULICS

Open Center — Gear Type Dual
Pumps
4.9 gpm Power Steering
9.8 gpm Remote/3 Pt. Hitch
14.7 gpm Total Hyd. Flow
Cat I 3-point Hitch —
At lift Point 3860 lbs.
24" Behind 2760 lbs.

+ Manufacturer estimate.

FRONT AXLE

Hydrostatic Power Steering
Bevel Gear, 4WD
Cast Iron
Tread Spacing, Nonadjustable

DRIVE TRAIN

HST Plus
3 Speed Low-Medium-High
Mech. Wet Disc Brakes
Clutch - Single Dry Plate
Differential Lock
Cruise Control

FLUID CAPACITY

Fuel Tank 13.2 gal.
Cooling System TBA
Crankcase TBA
Transmission and
Hydraulics TBA
Front Axle TBA

POWER TAKE OFF

Rear-1 Speed Live Hyd. Independent
540 rpm @ 2550 Eng. rpm

STANDARD EQUIPMENT

ROPS w/Retractable Seat Belt
Safety Start Switch
High Back Adj. Reclining Seat
w/Arm Rests
Parking Brakes
Tilt Steering Wheel
Electric Key Shut-off
Wide Anti-Slip Step
ISO Mounted Platform
Turn Signals / Brake Lights
SMV Sign
Telescoping Lower Links
Operator Presence Control System
Halogen Headlights
4 Position Loader Valve

IntelliPanel™

Lighted Communications Symbols
Standard Tachometer
Digital Read for Speed, MPH, PTO
speeds, diagnostics system
Warning Symbols

TIRES AND WHEELS

Front 8.3 - 16 R1 AG
Rear 14.9 - 24 R1 AG

ORDER CODE	DESCRIPTION	APPROX. SHIP WT.	SUGGESTED LIST PRICE
---------------	-------------	---------------------	-------------------------

*** STANDARD MACHINE WITH STANDARD TIRES ***

L4240HST	4WD TRACTOR with 2 Post Foldable ROPS (97.4" High)	3125	\$ 22,560.00
-----------------	--	------	--------------

TIRES AND WHEELS (priced per Piece)					Price with Tire Option
ORDER CODE	DESCRIPTION	PLY RATING	APPROX. SHIP WT.	SUGG. LIST PRICE	L4240HST SUGG. LIST
ABR8753B**	Front 8.3 - 16 R1 AG	6	65	\$201.00	\$22,560.00
ALR6809**	Rear 14.9 - 24 R1 AG	6	250	\$520.00	
ALR8869A	Front 10 - 16.5 R4 IND.	6	81	\$286.00	\$22,976.00
ALR6807	Rear 17.5L - 24 R4 IND	6	235	\$643.00	
ALR8895A	Front 29 x 12.50 - 15 TURF	6	50	\$260.00	\$22,984.00
ALR6803	Rear 44 x 18 - 20 TURF	4	200	\$673.00	
ALR6818	Front LSW305R343 LSW Turf	TBA		\$254.00	\$23,050.00
ALR6817	Rear LSW610R470 LSW Turf	TBA		\$712.00	

** Standard tires.

Grand L - 40 Series

L4240HSTC (CAB MODEL)



*** EQUIPMENT IN STANDARD MACHINE ***

DIESEL ENGINE

Model # V2203
4 Cyl., 134.1 cu. in.
Internal Balancers
+ 42.0 Net Eng. HP
+ 35.0 PTO HP
@ 2700 Eng. rpm
Indirect Injection (E-TVCS)
Charging Output 55 Amps
Radial Air Flow Cooling

HYDRAULICS

Open Center — Gear Type Dual
Pumps
4.9 gpm Power Steering
9.8 gpm Remote/3 Pt. Hitch
14.7 gpm Total Hyd. Flow
Cat I 3-point Hitch —
At lift Point 3860 lbs.
24" Behind 2760 lbs.

FRONT AXLE

Hydrostatic Power Steering
Bevel Gear, 4WD
Cast Iron
Tread Spacing, Nonadjustable

DRIVE TRAIN

HST Plus
3 Speed Low-Medium-High
Mech. Wet Disc Brakes
Clutch - Single Dry Plate
Differential Lock
Cruise Control

FLUID CAPACITY

Fuel Tank 13.2 gal.
Cooling System TBA
Crankcase TBA
Transmission and
Hydraulics TBA
Front Axle TBA

POWER TAKE OFF

Rear-1 Speed Live Hyd. Independent
540 rpm @ 2550 Eng. rpm

IntelliPanel™

Lighted Communications Symbols
Standard Tachometer
Digital Read for Speed, MPH, PTO
speeds, diagnostics system
Warning Symbols

STANDARD EQUIPMENT

ROPS Certified Cab
w/Retractable Seat Belt
Flat Deck w/Hanging Pedals
Tilt Steering Wheel
High Back Adj. Reclining Cloth Seat
w/Arm Rests
Safety Start Switches
Electric Key Shut Off
Turn Signals / Brake Lights
2 Frt. Work Lights
L/R Anti-Slip Steps
ISO-Mounted Platform
Heater and A/C
Frt. Wiper w/Washer (2 speed)
Radio-wired
Parking Brakes
SMV Sign
Telescoping Lower Links
Operator Presence Control System
12V Outlet
L/R Door Struts
Halogen Headlights
4 Position Loader Valve

TIRES AND WHEELS

Front 8.3 - 16 R1 AG
Rear 14.9 - 24 R1 AG

+ Manufacturer estimate.

ORDER CODE	DESCRIPTION	APPROX. SHIP WT.	SUGGESTED LIST PRICE
---------------	-------------	---------------------	-------------------------

*** STANDARD MACHINE WITH STANDARD TIRES ***

L4240HSTC 4WD CAB TRACTOR \$ 28,100.00

TIRES AND WHEELS (priced per Piece)					Price with Tire Optio
ORDER CODE	DESCRIPTION	PLY RATING	APPROX. SHIP WT.	SUGG. LIST PRICE	L4240HSTC SUGG. LIST
ABR8753B**	Front 8.3 - 16 R1 AG	6	65	\$201.00	\$28,100.00
ALR6809**	Rear 14.9 - 24 R1 AG	6	250	\$520.00	
ALR8869A	Front 10 - 16.5 R4 IND.	6	81	\$286.00	\$28,516.00
ALR6807	Rear 17.5L - 24 R4 IND	6	235	\$643.00	
ALR8895A	Front 29 x 12.50 - 15 TURF	6	50	\$260.00	\$28,524.00
ALR6803	Rear 44 x 18 - 20 TURF	4	200	\$673.00	
ALR8898	Front 27 / 10.50LL x 15 Galaxy Turf	6	72	\$254.00	\$28,590.00
ALR6804	Rear 41 / 18LL x 16.1 Galaxy Turf	6	113	\$687.00	

** Standard tires.



Not Available in Nebraska

Grand L - 40 Series L4740GST

*** EQUIPMENT IN STANDARD MACHINE ***

DIESEL ENGINE

Model # V2403
4 Cyl., 148.5 cu. in.
Internal Balancers
+ 47.0 Net Eng. HP
+ 41.5 PTO HP
@ 2700 Eng. rpm
Indirect Injection (E-TVCS)
Charging Output 45 Amps
Radial Air Flow Cooling

HYDRAULICS

Open Center — Gear Type Dual
Pumps
4.9 gpm Power Steering
9.8 gpm Remote/3 Pt. Hitch
14.7 gpm Total Hyd. Flow
Cat I 3-point Hitch —
At lift Point 3860 lbs.
24" Behind 2760 lbs.

+ Manufacturer estimate.

FRONT AXLE

Hydrostatic Power Steering
Bevel Gear, 4WD
Cast Iron
Tread Spacing, Nonadjustable

DRIVE TRAIN

Glide Shift w/ Synchro Shuttle
12 Forward / 8 Reverse
Mech. Wet Disc Brakes
Clutch - Single Dry Plate
Differential Lock (Rear)

FLUID CAPACITY

Fuel Tank	14.3 gal.
Cooling System	TBA
Crankcase	TBA
Transmission and Hydraulics	TBA
Front Axle	TBA

POWER TAKE OFF

Rear - 1 Speed Live Hyd. Independent
540 rpm @ 2550 Eng. rpm

STANDARD EQUIPMENT

ROPS w/Retractable Seat Belt
Safety Start Switch
High Back Adj. Reclining Seat
w/Arm Rests
Parking Brakes
Electric Key Shut-off
Tilt Steering
Wide Anti-Slip Step
ISO Mounted Platform
Turn Signals / Brake Lights
SMV Sign
Operator Presence Control System
Telescoping Lower Links
Halogen Head Lights
4 Position Loader Valve

IntelliPanel™

Lighted Communications Symbols
Standard Tachometer
Digital Read for Speed, MPH, PTO
speeds, diagnostics system
Warning Symbols

TIRES AND WHEELS

Front 8.3 - 16 R1 AG
Rear 14.9 - 24 R1 AG

ORDER CODE	DESCRIPTION	APPROX. SHIP WT.	SUGGESTED LIST PRICE
---------------	-------------	---------------------	-------------------------

*** STANDARD MACHINE WITH STANDARD TIRES ***

L4740GST	4WD TRACTOR 2 Post Foldable ROPS (100.6" High)	\$ 24,030.00
----------	---	--------------

TIRES AND WHEELS (priced per Piece)					Price with Tire Option
ORDER CODE	DESCRIPTION	PLY RATING	APPROX. SHIP WT.	SUGG. LIST PRICE	L4740GST SUGG. LIST
ABR8753B**	Front 8.3 - 16 R1 AG	6	65	\$201.00	\$24,030.00
ALR6809**	Rear 14.9 - 24 R1 AG	6	250	\$520.00	
ALR8869A	Front 10 - 16.5 R4 IND.	6	81	\$286.00	\$24,446.00
ALR6807	Rear 17.5L - 24 R4 IND	6	235	\$643.00	
ALR8895A	Front 29 x 12.50 - 15 TURF	6	50	\$260.00	\$24,454.00
ALR6803	Rear 44 x 18 - 20 TURF	4	200	\$673.00	
ALR6818	Front LSW305R343 LSW Turf	TBA		\$254.00	\$24,520.00
ALR6817	Rear LSW610R470 LSW Turf	TBA		\$712.00	

** Standard tires.

Grand L - 40 Series

L4740HST

Not Available in Nebraska



*** EQUIPMENT IN STANDARD MACHINE ***

DIESEL ENGINE

Model # V2403
4 Cyl., 148.5 cu. in.
Internal Balancers
+ 47.0 Net Eng. HP
+ 40.0 PTO HP
@ 2700 Eng. rpm
Indirect Injection (E-TVCS)
Charging Output 45 Amps
Radial Air Flow Cooling

HYDRAULICS

Open Center — Gear Type Dual
Pumps
4.9 gpm Power Steering
9.8 gpm Remote/3 Pt. Hitch
14.7 gpm Total Hyd. Flow
Cat I 3-point Hitch —
At lift Point 3860 lbs.
24" Behind 2760 lbs.

FRONT AXLE

Hydrostatic Power Steering
Bevel Gear, 4WD
Cast Iron
Tread Spacing, Nonadjustable

DRIVE TRAIN

HST Plus
3 Speed Low-Medium-High
Mech. Wet Disc Brakes
Clutch - Single Dry Plate
Differential Lock
Cruise Control

FLUID CAPACITY

Fuel Tank 14.3 gal.
Cooling System TBA
Crankcase TBA
Transmission and
Hydraulics TBA
Front Axle TBA

POWER TAKE OFF

Rear - 1 Speed Live Hyd. Independent
540 rpm @ 2550 Eng. rpm

STANDARD EQUIPMENT

ROPS w/Retractable Seat Belt
Safety Start Switch
High Back Adj. Reclining Seat
w/Arm Rests
Parking Brakes
Electric Key Shut-off
Tilt Steering
Wide Anti-Slip Step
ISO Mounted Platform
Turn Signals / Brake Lights
SMV Sign
Operator Presence Control System
Telescoping Lower Links
Halogen Head Lights
4 Position Loader Valve

IntelliPanel™

Lighted Communications Symbols
Standard Tachometer
Digital Read for Speed, MPH, PTO
speeds, diagnostics system
Warning Symbols

TIRES AND WHEELS

Front 8.3 - 16 R1 AG
Rear 14.9 - 24 R1 AG

+ Manufacturer estimate.

ORDER CODE	DESCRIPTION	APPROX. SHIP WT.	SUGGESTED LIST PRICE
------------	-------------	------------------	----------------------

*** STANDARD MACHINE WITH STANDARD TIRES ***

L4740HST	4WD TRACTOR with 2 Post Foldable ROPS (100.6" High)	3128	\$ 24,510.00
----------	--	------	--------------

TIRES AND WHEELS (priced per Piece)					Price with Tire Option
ORDER CODE	DESCRIPTION	PLY RATING	APPROX. SHIP WT.	SUGG. LIST PRICE	L4740HST SUGG. LIST
ABR8753B**	Front 8.3 - 16 R1 AG	6	65	\$201.00	\$24,510.00
ALR6809**	Rear 14.9 - 24 R1 AG	6	250	\$520.00	
ALR8869A	Front 10 - 16.5 R4 IND.	6	81	\$286.00	\$24,926.00
ALR6807	Rear 17.5L - 24 R4 IND	6	235	\$643.00	
ALR8895A	Front 29 x 12.50 - 15 TURF	6	50	\$260.00	\$24,934.00
ALR6803	Rear 44 x 18 - 20 TURF	4	200	\$673.00	
ALR6818	Front LSW305R343 LSW Turf	TBA		\$254.00	\$25,000.00
ALR6817	Rear LSW610R470 LSW Turf	TBA		\$712.00	

**Standard tires.



Not Available in Nebraska

Grand L - 40 Series L4740HSTC (CAB MODEL)

*** EQUIPMENT IN STANDARD MACHINE ***

DIESEL ENGINE

Model # V2403
4 Cyl. 148.5 cu. In.
+ 47.0 Net Eng. HP
+ 40.0 PTO HP
@ 2700 Eng. rpm
Indirect Injection (E-TVCS)
12V – 582 CCA Battery
Charging Output 55 Amps

HYDRAULICS

Open Center — Gear Type, Dual
Pump
4.9 gpm Power Steering
9.8 gpm Remote/3 Pt. Hitch
14.7 gpm Total Hyd. Flow
Cat I 3-point Hitch
At lift Point 3860 lbs.
24" Behind 2760 lbs.

FRONT AXLE

Hydrostatic Power Steering
Bevel Gear, 4WD
Cast Iron
Tread Spacing, Nonadjustable
+ Manufacturer estimate.

DRIVE TRAIN

HST Plus
3 Speed Low-Medium-High
Mech. Wet Disc Brakes
Clutch - Single Dry Plate
Differential Lock
Cruise Control

FLUID CAPACITY

Fuel Tank	14.3 gal.
Cooling System	TBA
Crankcase	TBA
Transmission and Hydraulics	TBA
Front Axle	TBA

POWER TAKE OFF

Rear-1 Speed Live Hyd. Independent
540 rpm @ 2550 Eng. rpm

IntelliPanel™

Lighted Communications Symbols
Standard Tachometer
Digital Read for Speed, MPH, PRO
speeds, diagnostics system
Warning Symbols

STANDARD EQUIPMENT

ROPS Certified Cab w/Retractable
Seat Belt
Flat Deck w/Hanging Pedals
Tilt Steering Wheel
High Back Adj. Reclining Cloth Seat
w/Arm Rests
Safety Start Switches
Electric Key Shut Off
Turn Signals / Brake Lights
2 Frt. Work Lights
L/R Anti-Slip Steps
Heater and A/C
Frt. Wiper w/Washer (2 speed)
Radio-wired
Parking Brakes
SMV Sign
Telescoping Lower Links
Operator Presence Control System
12V Outlet
L/R Door Struts
ISO Mounted Platform
Halogen Headlights
4 Position Loader Valve

TIRES AND WHEELS

Front 8.3 x 16 R1
Rear 14.9 x 24 R1

ORDER CODE	DESCRIPTION	APPROX. SHIP WT.	SUGGESTED LIST PRICE
---------------	-------------	---------------------	-------------------------

*** STANDARD MACHINE WITH STANDARD TIRES ***

L4740HSTC	4WD CAB TRACTOR with Std. Tires	\$	30,050.00
-----------	---------------------------------	----	-----------

TIRES AND WHEELS (priced per Piece)					Price with Tire Option
ORDER CODE	DESCRIPTION	PLY RATING	APPROX. SHIP WT.	SUGG. LIST PRICE	L4740HSTC SUGG. LIST
ABR8753B**	Front 8.3 - 16 R1 AG	6	65	\$201.00	\$30,050.00
ALR6809**	Rear 14.9 - 24 R1 AG	6	250	\$520.00	
ALR8869A	Front 10 - 16.5 R4 IND.	6	81	\$286.00	\$30,466.00
ALR6807	Rear 17.5L - 24 R4 IND	6	235	\$643.00	
ALR8895A	Front 29 x 12.50 - 15 TURF	6	50	\$260.00	\$30,474.00
ALR6803	Rear 44 x 18 - 20 TURF	4	200	\$673.00	
ALR6818	Front LSW305R343 LSW Turf	TBA		\$254.00	\$30,540.00
ALR6817	Rear LSW610R470 LSW Turf	TBA		\$712.00	

** Standard tires.

Grand L - 40 Series

L5040GST

Not available in Nebraska



*** EQUIPMENT IN STANDARD MACHINE ***

DIESEL ENGINE

Model # V2403
4 Cyl. 148.5 cu. in.
Turbocharged
+ 50 Net Eng. HP
+ 44.0 PTO HP
@ 2600 Eng. rpm
Indirect Injection (E-TVCS)
12V – 582 CCA Battery
Charging Output 45 Amps

HYDRAULICS

Open Center — Gear Type, Dual
Pumps
4.9 gpm Power Steering
9.8 gpm Remote/3 Pt. Hitch
14.7 gpm Total Hyd. Flow
Cat I or II 3-point Hitch
At lift Point 3860 lbs.
24" Behind 2980 lbs.

FRONT AXLE

Hydrostatic Power Steering
Bevel Gear, 4WD
Cast Iron
Tread Spacing, Nonadjustable

DRIVE TRAIN

12 Forward / 8 Reverse
Glideshift w / Synchro Shuttle
Mech. Wet Disc Brakes
Clutch — Single Dry Plate
Differential Lock

FLUID CAPACITY

Fuel Tank 14.3 gal.
Cooling System TBA
Crankcase TBA
Transmission and
Hydraulics TBA
Front Axle TBA

POWER TAKE OFF

Rear-1 Speed Live Hyd. Independent
540 rpm @ 2550 Eng. rpm

STANDARD EQUIPMENT

ROPS w/Retractable Seat Belt
Safety Start Switch
High Back Adj. Reclining Seat
w/Arm Rests
Parking Brakes
Electric Key Shut-off
Tilt Steering
Wide Anti-Slip Step
ISO Mounted Platform
Turn Signals / Brake Lights
SMV Sign
Operator Presence Control System
Telescoping Lower Links
Halogen Head Lights
4 Position Loader Valve

IntelliPanel™

Lighted Communications Symbols
Standard Tachometer
Digital Read for Speed, MPH, PTO
speeds, diagnostics system
Warning Symbols

TIRES AND WHEELS

Front 9.5 - 16 AG
Rear 14.9 - 26 AG

+ Manufacturer estimate.

ORDER CODE	DESCRIPTION	APPROX. SHIP WT.	SUGGESTED LIST PRICE
---------------	-------------	---------------------	-------------------------

*** STANDARD MACHINE WITH STANDARD TIRES ***

L5040GST	4WD TRACTOR 2 Post Foldable ROPS (101.0" High)	3190	\$ 25,360.00
----------	---	------	--------------

TIRES AND WHEELS (priced per Piece)					Price with Tire Option
ORDER CODE	DESCRIPTION	PLY RATING	APPROX. SHIP WT.	SUGG. LIST PRICE	L5040GST SUGG. LIST
AMXR8860A**	Front 9.5 - 16 FSL - 15 AG	6	86	\$230.00	\$25,360.00
AMXR8857**	Rear 14.9 - 26 HI-Power Lug AG	6	260	\$673.00	
AMXR8860A	Front 9.5 - 16 FSL - 15 AG	6	86	\$230.00	\$25,360.00
AMXR8813	Rear 13.6 - 28 R1 AG	6	260	\$673.00	
ALR8869A	Front 10 - 16.5 R4 IND	6	81	\$286.00	\$25,568.00
AMXR8858A	Rear 17.5L - 24 R4 IND	6	265	\$721.00	
ALR8895A	Front 29 x 12.50 - 15 TURF	6	50	\$260.00	\$25,420.00
ALR6802	Rear 44 x 18 - 20 TURF	4	200	\$673.00	
ALR6818	Front LSW305R343 LSW Turf	6		\$254.00	\$25,486.00
ALR6817	Rear LSW610R470 Turf	6		\$712.00	

** Standard tires.



Not available in Nebraska

Grand L - 40 Series L5240HST

*** EQUIPMENT IN STANDARD MACHINE ***

DIESEL ENGINE

Model # V2403
4 Cyl. 148.5 cu. in.
Turbocharged
+ 52.0 Net Eng. HP
+ 45.0 PTO HP
@ 2600 Eng. rpm
Indirect Injection (E-TVCS)
12V – 582 CCA Battery
Charging Output 45 Amps

HYDRAULICS

Open Center — Gear Type, Dual
Pumps
4.9 gpm Power Steering
9.8 gpm Remote/3 Pt. Hitch
14.7 gpm Total Hyd. Flow
Cat I or II 3-point Hitch
At lift Point 3860 lbs.
24" Behind 2980 lbs.

FRONT AXLE

Hydrostatic Power Steering
Bevel Gear, 4WD
Cast Iron
Tread Spacing, Nonadjustable

DRIVE TRAIN

HST Plus
3 Speed Low-Medium-High
Mech. Wet Disc Brakes
Clutch - Single Dry Plate
Differential Lock
Cruise Control

FLUID CAPACITY

Fuel Tank 14.3 gal.
Cooling System TBA
Crankcase TBA
Transmission and
Hydraulics TBA
Front Axle TBA

POWER TAKE OFF

Rear - 1 Speed Live Hyd. Independent
540 rpm @ 2550 Eng. rpm

STANDARD EQUIPMENT

ROPS w/Retractable Seat Belt
Safety Start Switches
High Back Adj. Reclining Seat
w/Arm Rests
Parking Brakes
Electric Key Shut-off
Wide Anti-Slip Step
Tilt Steering
ISO Mounted Platform
Turn Signals / Brake Lights
SMV Sign
Telescoping Lower Links
Operator Presence Control System
Halogen Headlights
4 Position Loader Valve

IntelliPanel™

Lighted Communications Symbols
Standard Tachometer
Digital Read for Speed, MPH, PTO
speeds, diagnostics system

TIRES AND WHEELS

Front 9.5 - 16 AG
Rear 14.9 - 26 AG

+ Manufacturer estimate.

ORDER CODE	DESCRIPTION	APPROX. SHIP WT.	SUGGESTED LIST PRICE
---------------	-------------	---------------------	-------------------------

*** STANDARD MACHINE WITH STANDARD TIRES ***

L5240HST	4WD TRACTOR with 2 Post Foldable ROPS (101.0" High)	3238	\$ 26,250.00
----------	--	------	--------------

TIRES AND WHEELS (priced per Piece)					Price with Tire Option
ORDER CODE	DESCRIPTION	PLY RATING	APPROX. SHIP WT.	SUGG. LIST PRICE	L5240HST SUGG. LIST
AMXR8860A**	Front 9.5 - 16 FSL - 15 AG	6	86	\$230.00	\$26,250.00
AMXR8857**	Rear 14.9 - 26 HI-Power Lug AG	6	260	\$673.00	
AMXR8860A	Front 9.5 - 16 FSL - 15 AG	6	86	\$230.00	\$26,250.00
AMXR8813	Rear 13.6 - 28 R1 AG	6	260	\$673.00	
ALR8869A	Front 10 - 16.5 R4 IND	6	81	\$286.00	\$26,458.00
AMXR8858A	Rear 17.5L - 24 R4 IND	6	265	\$721.00	
ALR8895A	Front 29 x 12.50 - 15 TURF	6	50	\$260.00	\$26,310.00
ALR6802	Rear 44 x 18 - 20 TURF	4	200	\$673.00	
ALR6818	Front LSW305R343 LSW Turf	TBA		\$254.00	\$26,376.00
ALR6817	Rear LSW510R470 LSW Turf	TBA		\$712.00	

** Standard tires.

Prices and specifications subject to change without notice. F.O.B. KTC designated shipping point.
Complete revision January 1, 2007.

Grand L - 40 Series

L5240HSTC (CAB MODEL)

Not available in Nebraska



*** EQUIPMENT IN STANDARD MACHINE ***

DIESEL ENGINE

Model # V2403
4 Cyl. 148.5 cu. in.
Turbocharged
Internal Balancers
+ 52.0 Net Eng. HP
+ 45.0 PTO HP
@ 2600 Eng. rpm
Indirect Injection (E-TVCS)
12V – 582 CCA Battery
Charging Output 55 Amps

HYDRAULICS

Open Center -Gear Type, Dual
Pumps
4.9 gpm Power Steering
9.8gpm Remote/3 Pt. Hitch
14.7 gpm Total Hyd. Flow
Cat I or II 3-point Hitch
At lift Point 3860 lbs.
24" Behind 2980 lbs.

FRONT AXLE

Hydrostatic Power Steering
Bevel Gear, 4WD
Cast Iron
Tread Spacing, Nonadjustable

DRIVE TRAIN

HST Plus
3 Speed Low-Medium-High
Mech. Wet Disc Brakes
Clutch - Single Dry Plate
Differential Lock
Cruise Control

FLUID CAPACITY

Fuel Tank 14.3 gal.
Cooling System TBA
Crankcase TBA
Transmission and
Hydraulics TBA
Front Axle TBA

POWER TAKE OFF

Rear-1 Speed Live Hyd. Independent
540 rpm @ 2550 Eng. rpm

IntelliPanel™

Lighted Communications Symbols
Standard Tachometer
Digital Read for Speed, MPH, PTO
speeds, diagnostics system

STANDARD EQUIPMENT

ROPS Certified Cab
w/Retractable Seat Belt
Safety Start Switches
High Back Adj. Reclining Seat
w/Arm Rests
Parking Brakes
Electric Key Shut-off
Tilt Steering
ISO Mounted Platform
Turn Signals / Brake Lights
SMV Sign
Telescoping Lower Links
Operator Presence Control System
Halogen Headlights
4 Position Loader Valve
2 Front Work Lights
L/R Anti-slip Steps
Radio-wired
12V Outlet
L/R Door Struts
Heater and A/C
Front Wipe/Wash (2 Speed)

TIRES AND WHEELS

Front 9.5 - 16 AG
Rear 14.9 - 26 AG

+ Manufacturer estimate.

ORDER CODE	DESCRIPTION	APPROX. SHIP WT.	SUGGESTED LIST PRICE
---------------	-------------	---------------------	-------------------------

*** STANDARD MACHINE WITH STANDARD TIRES ***

L5240HSTC 4WD CAB TRACTOR \$ 31,790.00

TIRES AND WHEELS (priced per Piece)					Price with Tire Option
ORDER CODE	DESCRIPTION	PLY RATING	APPROX. SHIP WT.	SUGG. LIST PRICE	L5240HSTC SUGG. LIST
AMXR8860A**	Front 9.5 - 16 FSL - 15 AG	6	86	\$230.00	\$31,790.00
AMXR8857**	Rear 14.9 - 26 Hi-Power Lug AG	6	260	\$673.00	
AMXR8860A	Front 9.5 - 16 FSL - 15 AG	6	86	\$230.00	\$31,790.00
AMXR8813	Rear 13.6 - 28 R1 AG	6	260	\$673.00	
ALR8869A	Front 10 - 16.5 R4 IND	6	81	\$286.00	\$31,998.00
AMXR8858A	Rear 17.5L - 24 R4 IND	6	265	\$721.00	
ALR8895A	Front 29 x 12.50 - 15 TURF	6	50	\$260.00	\$31,850.00
ALR6802	Rear 44 x 18 - 20 TURF	4	200	\$673.00	
ALR6818	Front LSW305R343 LSW Turf	TBA		\$254.00	\$31,916.00
ALR6817	Rear LSW610R470 Turf	TBA		\$712.00	

** Standard tires.



Not available in Nebraska

Grand L - 40 Series L5740HST

*** EQUIPMENT IN STANDARD MACHINE ***

DIESEL ENGINE

Model # V2403
4 Cyl. 148.5 cu. in.
Turbocharged
+ 57.0 Net Eng. HP
+ 50.0 PTO HP
@ 2700 Eng. rpm
Indirect Injection (E-TVCS)
12V – 582 CCA Battery
Charging Output 45 Amps

HYDRAULICS

Open Center — Gear Type, Dual
Pumps
4.9 gpm Power Steering
9.8 gpm Remote/3 Pt. Hitch
14.7 gpm Total Hyd. Flow
Cat I or II 3-point Hitch
At lift Point 3860 lbs.
24" Behind 2980 lbs.

FRONT AXLE

Hydrostatic Power Steering
Bevel Gear, 4WD
Cast Iron
Tread Spacing, Nonadjustable

+ Manufacturer estimate.

DRIVE TRAIN

HST Plus
3 Speed Low-Medium-High
Mech. Wet Disc Brakes
Clutch - Single Dry Plate
Differential Lock
Cruise Control

FLUID CAPACITY

Fuel Tank	14.3 gal.
Cooling System	TBA
Crankcase	TBA
Transmission and Hydraulics	TBA
Front Axle	TBA

POWER TAKE OFF

Rear-1 Speed Live Hyd. Independent
540 rpm @ 2550 Eng. rpm

STANDARD EQUIPMENT

ROPS w/Retractable Seat Belt
Safety Start Switches
High Back Adj. Reclining Seat
w/Arm Rests
Parking Brakes
Electric Key Shut-off
Wide Anti-Slip Step
Tilt Steering
ISO Mounted Platform
Turn Signals / Brake Lights
SMV Sign
Telescoping Lower Links
Operator Presence Control System
Halogen Headlights
4 Position Loader Valve

IntelliPanel™

Lighted Communications Symbols
Standard Tachometer
Digital Read for Speed, MPH, PTO
speeds, diagnostics system

TIRES AND WHEELS

Front 9.5 - 16 AG
Rear 14.9 - 26 AG

ORDER CODE	DESCRIPTION	APPROX. SHIP WT.	SUGGESTED LIST PRICE
---------------	-------------	---------------------	-------------------------

*** STANDARD MACHINE WITH STANDARD TIRES ***

L5740HST	4WD TRACTOR with 2 Post High Profile Foldable ROPS (101.0" High)	3238	\$ 28,000.00
----------	---	------	--------------

TIRES AND WHEELS (priced per Piece)						Price with Tire Option
ORDER CODE	DESCRIPTION	PLY RATING	FACTORY NUMBER	APPROX. SHIP WT.	SUGG. LIST PRICE	L5740HST SUGG. LIST FACT. NUMBER
AMXR8860A**	Front 9.5 - 16 FSL - 15 AG	6	K179L40	86	\$230.00	\$28,000.00
AMXR8857**	Rear 14.9 - 26 HI-Power Lug AG	6	K524L94	260	\$673.00	K21L840L00
AMXR8860A	Front 9.5 - 16 FSL - 15 AG	6	K179L40	86	\$230.00	\$28,000.00
AMXR8813	Rear 13.6 - 28 R1 AG	6	K524L94	260	\$673.00	K21L840L00
ALR8869A	Front 10 - 16.5 R4 IND	6	K223L08	81	\$286.00	\$28,208.00
AMXR8858A	Rear 17.5L - 24 R4 IND	6	K562L38	265	\$721.00	K22L002L24
ALR8895A	Front 29 x 12.50 - 15 TURF	6	K202L80	50	\$260.00	\$28,060.00
ALR6802	Rear 44 x 18 - 20 TURF	4	K524L94	200	\$673.00	K21L886L80
ALR6818	Front LSW305R343 LSW Turf	TBA	K198L12		\$254.00	\$28,126.00
ALR6817	Rear LSW510R470 LSW Turf	TBA	K555L36		\$712.00	K21L938L28

** Standard tires.

Grand L - 40 Series

L5740HSTC (CAB MODEL)

Not available in Nebraska



*** EQUIPMENT IN STANDARD MACHINE ***

DIESEL ENGINE

Model # V2403
4 Cyl. 148.5 cu. in.
Turbocharged
Internal Balancers
+ 57.00 Net Eng. HP
+ 50.0 PTO HP
@ 2700 Eng. rpm
Indirect Injection (E-TVCS)
12V – 582 CCA Battery
Charging Output 55 Amps

HYDRAULICS

Open Center -Gear Type, Dual
Pumps
4.9 gpm Power Steering
9.8 gpm Remote/3 Pt. Hitch
14.7 gpm Total Hyd. Flow
Cat I or II 3-point Hitch
At lift Point 3860 lbs.
24" Behind 2980 lbs.

FRONT AXLE

Hydrostatic Power Steering
Bevel Gear, 4WD
Cast Iron
Tread Spacing, Nonadjustable

DRIVE TRAIN

HST Plus
3 Speed Low-Medium-High
Mech. Wet Disc Brakes
Clutch - Single Dry Plate
Differential Lock
Cruise Control

FLUID CAPACITY

Fuel Tank 14.3 gal.
Cooling System TBA
Crankcase TBA
Transmission and
Hydraulics TBA
Front Axle TBA

POWER TAKE OFF

Rear-1 Speed Live Hyd. Independent
540 rpm @ 2550 Eng. rpm

IntelliPanel™

Lighted Communications Symbols
Standard Tachometer
Digital Read for Speed, MPH, PTO
speeds, diagnostics system

STANDARD EQUIPMENT

ROPS Certified Cab
w/Retractable Seat Belt
Safety Start Switches
High Back Adj. Reclining Seat
w/Arm Rests
Parking Brakes
Electric Key Shut-off
Tilt Steering
ISO Mounted Platform
Turn Signals / Brake Lights
SMV Sign
Telescoping Lower Links
Operator Presence Control System
Halogen Headlights
4 Position Loader Valve
2 Front Work Lights
L/R Anti-slip Steps
Radio-wired
12V Outlet
L/R Door Struts
Heater and A/C
Front Wipe/Wash (2 Speed)

TIRES AND WHEELS

Front 9.5 - 16 AG
Rear 14.9 - 26 AG

+ Manufacturer estimate.

ORDER CODE	DESCRIPTION	APPROX. SHIP WT.	SUGGESTED LIST PRICE
---------------	-------------	---------------------	-------------------------

*** STANDARD MACHINE WITH STANDARD TIRES ***

L5740HSTC 4WD CAB TRACTOR \$ 33,540.00

TIRES AND WHEELS (priced per Piece)					Price with Tire Option
ORDER CODE	DESCRIPTION	PLY RATING	APPROX. SHIP WT.	SUGG. LIST PRICE	L5740HSTC SUGG. LIST
AMXR8860A**	Front 9.5 - 16 FSL - 15 AG	6	86	\$230.00	\$33,540.00
AMXR8857**	Rear 14.9 - 26 Hi-Power Lug AG	6	260	\$673.00	
AMXR8860A	Front 9.5 - 16 FSL - 15 AG	6	86	\$230.00	\$33,540.00
AMXR8813	Rear 13.6 - 28 R1 AG	6	260	\$673.00	
ALR8869A	Front 10 - 16.5 R4 IND	6	81	\$286.00	\$33,748.00
AMXR8858A	Rear 17.5L - 24 R4 IND	6	265	\$721.00	
ALR8895A	Front 29 x 12.50 - 15 TURF	6	50	\$260.00	\$33,600.00
ALR6802	Rear 44 x 18 - 20 TURF	4	200	\$673.00	
ALR6818	Front LSW305R343 LSW Turf	TBA		\$254.00	\$33,666.00
ALR6817	Rear LSW610R470 Turf	TBA		\$712.00	

** Standard tires.




Grand L - 40 Series Implement Chart

MODEL	L3240		L3540		L3940	L4240	L4740	L5040	L5240	L5740
Front Loader	LA514	LA724	LA514	LA724	LA724	LA854	LA854	LA854	LA854	LA854
Sq. Back Bucket ①	L2246(66")	L2276(72")	L2246(66")	L2276(72")	L2276(72")	L2276(72")	L2276(72")	L2276(72")	L2276(72")	L2276(72")
	L2256(66")	L2235(72")	L2256(66")	L2235(72")	L2235(72")	L2235(72")	L2235(72")	L2235(72")	L2235(72")	L2235(72")
Heavy Duty Rnd Back Bucket ①	L2266(66")	L2286(72")	L2266(66")	L2286(72")	L2286(72")	L2286(72")	L2286(72")	L2286(72")	L2286(72")	L2286(72")
	---	L2296(72")	---	L2296(72")	L2296(72")	L2296(72")	L2296(72")	L2296(72")	L2296(72")	L2296(72")
Lt Material Bucket ①	L2236(72")	L2236(72")	L2236(72")	L2236(72")	L2236(72")	L2236(72")	L2236(72")	L2236(72")	L2236(72")	L2236(72")
Pallet Fork Frame Pallet Fork ①	L2238/ K9048(36")	L2238/ K9048(36")	L2238/ K9048(36")	L2238/ K9048(36")	L2238/ K9048(36")	L2238/ K9058(42") K9048(36")	L2238/ K9058(42") K9048(36")	L2238/ K9058(42") K9048(36")	L2238/ K9058(42") K9048(36")	L2238/ K9058(42") K9048(36")
Bale Spear ①	L2237	L2237	L2237	L2237	L2237	L2237	L2237	L2237	L2237	L2237
3 rd Function Valve	L2225(ROPS) L2227 (CAB)	L2225(ROPS) L2227 (CAB)	L2225(ROPS) L2227 (CAB)	L2225(ROPS) L2227 (CAB)	L2225(ROPS) L2227 (CAB)	L2225(ROPS) L2227 (CAB)	L2225(ROPS) L2227 (CAB)	L2225(ROPS) L2227 (CAB)	L2225(ROPS) L2227 (CAB)	L2225(ROPS) L2227 (CAB)
Mid Mount Mower	RC72-38		RC72-38		RC72-38	---	---	---	---	---
Rear Finishing Mower	RFM-60 RFM-72		RFM-60 RFM-72		RFM-72	RFM-72	RFM-72	RFM-72	RFM-72	RFM-72
Backhoe②	BH75A/BH90		BH75A/BH90		BH90	BH90	BH90	BH90	BH90	BH90
Rotary Tiller	BL60C FL1521C		BL60C FL1521C		BL60C	BL60C	---	---	---	---
Post Hill Digger	BL80A		BL80A		BL80A	BL80A	BL80A	BL80A	BL80A	BL80A
Box Scraper	L7565A(65")		L7565A(65")		L7576A(72")	L7576A(72")	L7576A(72")	L7576A(72")	L7576A(72")	L7576A(72")
Snowblower (Front)③	L2194 (62")		L2194 (62")		L2194 (62")	L2195(72")	L2195(72")	L2195(72")	L2195(72")	L2195(72")
Snowblower (Rear)	BL2664(64")		BL2664(64")		L2674(74")	L2674(74")	L2674(74")	L2674(74")	L2674(74")	L2674(74")
Front Blade ③	L2172A (72")		L2172A (72")		L2184 (84")	L2184 (84")	L2184 (84")	L2184 (84")	L2184 (84")	L2184 (84")
Front Rotary Sweeper ③	L2162(60") L2164(72")		L2162(60") L2164(72")		L2164(72")	L2164(72")	L2164(72")	L2164(72")	L2164(72")	L2164(72")

① Requires Skid Steer style Quick Coupler L2216 (LA514) or L2226 (LA724/LA854).

② Backhoes are not compatible with Cab model tractors.

③ Requires L2180-1 Front Quick Hitch.

 Skid Steer Type Quick Attach

Grand L - 40 Series

Implement Chart



	L3240	L3540	L3940	L4240	L4740	L5040	L5240	L5740
Foldable ROPS & Seat Belt	SFL-F354	SFL-F354	SFL-F424	SFL-F424	SFL-F474	SFL-F574	SFL-F574	SFL-F574
Sunshade for ROPS	E1133 Std. E1134 Deluxe	E1133 Std. E1134 Deluxe	E1133 Std. E1134 Deluxe	E1133 Std. E1134 Deluxe	E1133 Std. E1134 Deluxe	E1133 Std. E1134 Deluxe	E1133 Std. E1134 Deluxe	E1133 Std. E1134 Deluxe
Seat Belt - Extra Length	70002-06605	70002-06605	70002-06605	70002-06605	70002-06605	70002-06605	70002-06605	70002-06605
Rear Wheel Weight ① (Max. 3/Wheel)	L8066A	L8066A	L8066A	L8066A	L8066A	LM8124	LM8124	LM8124
Front Weight Bracket ②	MX8068	MX8068	MX8068	MX8068	MX8068	MX8068	MX8068	MX8068
Rear Work Light (ROPS)	L8329	L8329	L8329	L8329	L8329	L8329	L8329	L8329
Front Bumper Weight(s) Max. 7	BL8060-1	BL8060-1	BL8060-1	BL8060-1	BL8060-1	BL8060-1	BL8060-1	BL8060-1
Rear Remote Hydraulics Sectional stackable valves Select double acting or Float Detent	See "Rear Remote Hydraulics" Section in corresponding Dealer Installed Options price pages.							
Draft Control (ROPS) (Cab)	L8317	L8317	L8317	L8317	L8318	L8318	L8318	L8318
	L8319	L8319	L8319	L8319	L8319	L8319	L8319	L8319
Swinging Drawbar	L8325	L8325	L8325	L8325	L8325	L8325	L8325	L8325
Drawbar Clevis	L9496G	L9496G	L9496G	L9496G	L9496G	L9496G	L9496G	L9496G
Front Grille Guard②	L2224	L2224	L2224	L2224	L2224	L2224	L2224	L2224
Creep Speed Kit③	L8324	L8324	L8324	L8324	L8324	L8324	N/A	N/A
3-pt Top-N-Tilt Kit④	L8326	L8326	L8326	L8326	L8326	L8326	L8326	L8326
Mid-PTO Kit⑤	L8338	L8338	L8338	L8338	L8338	L8338	L8338	L8338
Loader Valve Diverter Kit	L8349	L8349	L8349	L8349	L8349	L8349	L8349	L8349
Spark Arrester	70000-01600	70000-01600	70000-01600	70000-01600	70000-01600	L8366	L8366	L8366
Ballast Box	L8170	L8170	L8170	L8170	L8170	L8170	L8170	L8170
Block Heater	70000-00297	70000-00297	70000-00297	70000-00297	70000-00297	70000-00297	70000-00297	70000-00297
CAB MODELS L8333 Rear Work Light Kit (2 Lights) L8334 Rear Wiper Kit, Washer connects to Front -Wiper's Washer. L8330 Defogger Kit (Rear Window) L8331 Defogger Kit (Corner Windows) RADIOS E9259 AM / FM / Weather Band / Cassette (requires Radio Mounting Kit) E9276 AM / FM / Weather Band / CE (requires Radio Mounting Kit)								

- ① Not compatible with Turf Tires.
- ② Front Grille Guard for non-loader applications. If using BL8060-1 Front Bumper Weights in combination with L2224 Grille Guard and an L2180-1 Front Quick Hitch, then 70060-02225 Front Weight Bracket must be used. Order from Parts Department. Note: L2224 Loader Grille Guard is compatible with up to (4) BL8060-1 Front Suitcase Weights.
- ③ Not applicable to HST models.
- ④ Requires 2 or 3 Rear Hydraulic Remote depending on implement application. Please review Rear Remote Hydraulic section to select the correct remote configuration. Top-N-Tilt not compatible with BH75/BH90 sub-frames.
- ⑤ MX8068 Front Weight Bracket is not compatible with L2224 Grille Guard.
- ⑥ Requires Mid-PTO Gear installation on L4240DT/GST/HST, L4740GST/HST, L5040GST, L5240HST, and L5740HST.



Grand L - 40 Series Dealer Installed Options

WHOLEGOODS NUMBERS	DESCRIPTION	APPROX. SHIP. WGT.	SUGGESTED LIST PRICE
MID-PTO Kits			
L8338	Mid-PTO Kit Grand L-40 Series (ROPS Models L4240DT/GST/HST, L4740GST/HST, L5040GST, L5240HST, L5740HST Requires: Internal Gear Kit L8316		\$ 323.00
L8316	Mid-PTO Internal Gear Kit L4240DT/GST/HST, L4740GST/HST, L5040GST, L5240HST, L5740HST Requires L8338 Mid-PTO Kit	25	\$ 212.00

REAR REMOTE HYDRAULICS

ROPS MODELS:

Must order Base Kit and one Valve Section to complete installation.			
L8335	Base Kit and 1 st Lever Requires L8308 or L8309 Valve to complete Assembly		\$ 428.00
L8308	Double Acting Valve Section Requires: Base Kit and First Lever		\$ 206.00
L8309	FD Float Detent Valve Section Requires: Base Kit and First Lever		\$ 258.00
L8336	Second Position Stacking Kit Includes Hardware and 2 nd Lever Requires: Additional L8308 or L8309 Valve Section		\$ 212.00
L8337	Third Position Stacking Kit Includes Hardware and 3 rd Lever Requires: Additional L8308 or L8309 Valve Section (For Triple Remotes, Second Position Stacking Kit also required)		\$ 212.00

CAB MODELS:

Must order Base Kit and one Valve Section to complete installation.			
L8346	Base Kit and 1 st Lever Requires L8308 or L8309 Valve to complete Assembly		\$ 457.00
L8308	Double Acting Valve Section Requires: Base Kit and First Lever		\$ 206.00
L8309	FD Float Detent Valve Section Requires: Base Kit and First Lever		\$ 258.00
L8347	Second Position Stacking Kit Includes Hardware and 2 nd Lever Requires: Additional L8308 or L8309 Valve Section		\$ 250.00
L8348	Third Position Stacking Kit Includes Hardware and 3 rd Lever Requires: Additional L8308 or L8309 Valve Section (For Triple Remotes, Second Position Stacking Kit also required)		\$ 250.00

Grand L - 40 Series

Dealer Installed Options



WHOLEGOODS NUMBERS	DESCRIPTION	APPROX. SHIP. WGT.	SUGGESTED LIST PRICE
HYDRAULIC DIVERTER KIT			
L8349②	Hydraulic Diverter Kit enables standard Loader Valve to be used as (2) rear hydraulic remotes, one remote will be float detent and one will be standard double-acting		\$ 481.00
DRAFT CONTROL			
L8317	Draft Control L3240, L3540, L3940, L4240 ROPS Model Tractors		\$ 412.00
L8318	Draft Control: L4740, L5040, L5240, L5740 ROPS Model Tractors		\$ 412.00
L8319	Draft Control: Cab Model Tractors		\$ 448.00
TNT (Top-N-Tilt Kit)			
L8326①	Top (Cylinder) & Tilt (Cylinder) Kit	50	\$ 721.00
DRAWBAR OPTIONS			
L9496G	Drawbar Clevis	6	\$ 57.00
L8325	Swinging Drawbar	20	\$ 123.00
CREEP SPEED KIT			
L8324	Creep Speed Kit (All Grand L40 Series Models except HST)	24	\$ 515.00

① Requires 2 or 3 Rear Hydraulic Remote depending on implement application. Please review Rear Remote Hydraulic section to select the correct remote configuration.

② Not compatible with Front Loader or L8308/L8309 Hydraulic Valves.



Grand L - 40 Series Dealer Installed Options

WHOLEGOODS NUMBERS	DESCRIPTION	APPROX. SHIP WT.	SUGGESTED LIST PRICE
SUNSHADE FOR ROPS			
E1133	Standard Sunshade	63	\$ 374.00
E1134	Deluxe Sunshade Requires E1136 Mounting Bracket Kit	48	\$ 331.00
E1136	Mounting Bracket Kit for E1134	30	\$ 163.00
E1138	Front Work Light Kit for E1134 (includes 2 lights)	10	\$ 96.00
FRONT GRILLE GUARD			
L2224 ①	Front Grille Guard (Non-Loader Applications)		\$ 237.00
	70060-02225 Front Weight Bracket Kit For use with L2224 Grille Guard, 1-4 Weights, Includes mounting hardware.	(Order from Parts Department)	
SEAT BELT KIT			
	70002-06605 Extra Length Seat Belt Kit	(Order from the Parts Department)	
BLOCK HEATER			
	70000-00297 Block Heater	(Order from the Parts Department)	
SPARK ARRESTER			
L8366	Spark Arresting Muffler: L5040, L5240, L5740		TBA
	70000-01600 Spark Arrester: L3240, L3540, L3940, L4240, L4740	(Order from the Parts Department)	

WEIGHT KITS			
REAR WHEEL WEIGHTS			
<u>L3240, L3540, L3940, L4240, L4740</u>			
L8066A ②	Rear Wheel Weights (64 lbs. each) One or two weights per wheel. Mount to 24" wheels with 10.24" wheel weight bolt hole centers. Set of 2 weights, Requires L8067A Bolt Kit, max. 3 Sets	128	\$ 92.00
L8067A	Bolt Kit for L8066A (Max. 3 sets)	4	\$ 28.00
<u>L5040, L5240, L5740</u>			
LM8124 ②	Rear Wheel Weights (103 lbs. each) One, two or three weights per wheel. Mount to 24" or 26" wheels with steel discs. Set of 2 weights, requires LM8125 Bolt Kit, max. 3 sets (not turf tire compatible)	206	\$ 238.00
LM8125	Bolt Kit for 1st set of LM8124 (one kit will accept one set of weights)	5	\$ 57.00
M8121	Bolt Kit for 2nd and 3rd set of LM8124 Weights	3	\$ 15.00

- ① Front Grille Guard for non-loader applications. If using BL8060-1 Front Bumper Weights in combination with L2224 Grille Guard and an L2180-1 Front Quick Hitch, then 70060-02225 Front Weight Bracket must be used. Order from Parts Department. Note: L2224 Loader Grille Guard is compatible with up to (4) BL8060-1 Front Suitcase Weights.
- ② Not compatible with Turf Tires.

Grand L - 40 Series

Dealer Installed Options



WHOLEGOODS NUMBERS	DESCRIPTION	APPROX. SHIP WT.	SUGGESTED LIST PRICE
WEIGHT KITS (Continued)			
FRONT WEIGHTS			
MX8068 ②	Front Weight Bracket Kit (1-7 Weights) 4WD Models	50	\$ 82.00
BL8060-1	Front Suitcase Weight (55 lbs. each) Requires 1 BL8060B Bolt Kit Per weight, Max. 7 weights	55	\$ 60.00
BL8060B	Bolt Kit (1 per weight required) Use with MX8068 Weight Bracket Use with L2224 Grille Guard	1	\$ 2.00
REAR WORK LIGHT KIT (ROPS)			
L8329	Rear Work Light Kit		\$ 76.00
BALLAST BOX			
L8170	Ballast Box (1000 lb cap. with dry sand) (All Grand L-40 Series)	102	\$ 348.00
CAB MODEL OPTIONS			
L8333	Rear Work light Kit (2 lights, Cab)		\$ 112.00
L8334	Rear Wiper Kit		\$ 121.00
L8330	Defogger Kit (Rear Window)		\$ 240.00
L8331	Defogger Kit (Corner Windows) (Requires: L8330)	18	\$ 263.00
E9259 ④	AM / FM / Weather Band / Cassette Requires L8332 Mounting Kit	10	\$ 249.00
E9276 ④	AM / FM / Weather Band / CD Requires L8332 Mounting Kit	5	\$ 377.00
REPLACEMENT CABS			
L7042①	Replacement Cab for L3240HSTC, L4640HSTC, L3940HSTC		\$ TBA
L7043①	Replacement Cab for L4240HSTC, L4740HSTC, L5240HSTC, L5740HSTC		\$ TBA

④ Radios have a 2-year warranty.

① Replacement Cab packages include Cab assembly, mounting hardware, installation manual, left and right hand external rear view mirrors, all standard exterior lights, air-conditioning controls and hoses. Cab packages **DO NOT** include steering wheel, control levers, IntelliPanel, dash assembly, lower steering column kick panels, or seat assembly.

② MX8068 Front Weight Bracket is not compatible with L2234 Grille Guard.



Grand L - 30 Series

MODEL NAME	PTO H.P.	2 OR 4 WD	Trans. Type	Synchro Shuttle	Full ② Synchro	Trans. Speeds	PTO Type	Opt. Mid PTO③	Hyd. Power Steering	Creep Speed
L3130 31.0 ①	25.5	2WD	F	S	S	8F X 8R	L Ind. Hyd.	C	S	OPT
	25.5	4WD	DT	S	S	8F X 8R	L Ind. Hyd.	C	S	OPT
	25.5	4WD	GST	S	S	12F X 8R	L Ind. Hyd.	C	S	OPT
	24.0	4WD	HST	N/A	N/A	Infinite	L Ind. Hyd.	C	S	N/A
L3430 33.6 ①	28.5	2WD	DT	S	S	8F X 8R	L Ind. Hyd.	C	S	OPT
	28.5	4WD	GST	S	S	12F X 8R	L Ind. Hyd.	C	S	OPT
	27.0	4WD	HST	S	S	Infinite	L Ind. Hyd.	C	S	N/A
	27.0	4WD	HSTC	N/A	N/A	Infinite	L Ind. Hyd.	C	S	N/A
L3830 37.4 ①	32.0	4WD	F	S	S	8F X 8R	L Ind. Hyd.	C	S	OPT
	32.0	4WD	DT	S	S	8F X 8R	L Ind. Hyd.	C	S	OPT
	32.0	4WD	GST	S	S	12F X 8R	L Ind. Hyd.	C	S	OPT
	30.5	4WD	HST	N/A	N/A	Infinite	L Ind. Hyd.	C	S	N/A
L4330 41.0 ①	36.0	2WD	DT	S	S	8F X 8R	L Ind. Hyd.	C + I	S	OPT
	36.0	4WD	GST	S	S	12F X 8R	L Ind. Hyd.	C + I	S	OPT
	34.5	4WD	HST	N/A	N/A	Infinite	L Ind. Hyd.	C	S	N/A
	34.5	4WD	HSTC	N/A	N/A	Infinite	L Ind. Hyd.	C	S	N/A
L4630 44.7 ①	39.5	4WD	DT	S	S	8F X 8R	L Ind. Hyd.	C + I	S	OPT
	39.5	4WD	GST	S	S	12F X 8R	L Ind. Hyd.	C + I	S	OPT
	38.0	4WD	HST	N/A	N/A	Infinite	L Ind. Hyd.	C	S	N/A
	39.5	4WD	GSTC	N/A	N/A	24F X 16R	L Ind. Hyd.	C	S	STD
L5030 50.0 ①	44.0	4WD	GST	S	S	12F X 8R	L Ind. Hyd.	C + I	S	OPT
	42.5	4WD	HST	N/A	N/A	Infinite	L Ind. Hyd.	C	S	N/A
	42.5	4WD	HSTC	N/A	N/A	Infinite	L Ind. Hyd.	C	S	N/A

S = Standard Equipment

OPT = Field Installed Option

① Net Engine Horsepower

② Main Transmission (4 Speed)

③ C = Cassette style installation, C + I = Cassette plus requires internal gear installation.

Grand L - 30 Series

L3130F



*** EQUIPMENT IN STANDARD MACHINE ***

DIESEL ENGINE

Model # D1503
3 Cyl., 91.5 cu. in.
+ 31.0 Net Eng. HP
+ 25.5 PTO HP
@ 2700 Eng. rpm
Indirect Injection (E-TVCS)
Charging Output 40 Amps
Radial Air Flow Cooling

HYDRAULICS

Open Center — Gear Type, Dual
Pumps
4.9 gpm Power Steering
8.3 gpm Remote/3 Pt. Hitch
13.2 gpm Total Hyd. Flow
Lift Capacity —
At lift Point 3750 lbs.
24" Behind 2650 lbs.

FRONT AXLE

Hydrostatic Power Steering
Tubular Steel Beam, 2WD
Adjustable (Telescoping) Tread
Spacing

DRIVE TRAIN

8 Forward / 8 Reverse
Manual w/ Synchro Main
and Shuttle Transmission
Mech. Wet Disc Brakes
Clutch — Dry Single Stage
Differential Lock

FLUID CAPACITY

Fuel Tank 10.6 gal.
Cooling System 6.3 qts.
Crankcase 6.0 qts.
Transmission and
Hydraulics 11.1 gal.

POWER TAKE OFF

1 Speed Rear Live — HYD. IND.
540 rpm @ 2550 Eng. rpm

SAFETY EQUIPMENT

ROPS w/Retractable Seat Belt
Safety Start Switch
Large Adj. Reclining Seat w/Arm
Rests
Parking Brakes
Electric Key Shut-off
Tilt Steering
Wide Anti-Slip Step
ISO Mounted Platform
Turn Signals
SMV Sign
Operator Presence Control System
Telescoping Lower Links

IntelliPanel™

Lighted Communications Symbols
Standard Tachometer
Digital Read for Speed, MPH, PTO
speeds, diagnostics system
Warning Symbols

TIRES AND WHEELS

Front 6.00-16 F2 AG
Rear 12.4 - 24 R1 AG

ORDER CODE	DESCRIPTION	APPROX. SHIP WT.	SUGGESTED LIST PRICE
---------------	-------------	---------------------	-------------------------

*** STANDARD MACHINE WITH STANDARD TIRES ***

L3130F-R	2WD TRACTOR with 2 Post Standard Rigid ROPS (84.3" height)	2152	\$ 13,555.00
L3130F-F①	2WD TRACTOR with 2 Post High Profile Foldable ROPS (90.7" height)	2152	\$ 13,555.00

TIRES AND WHEELS (priced per Piece)					Price with Tire Option
ORDER CODE	DESCRIPTION	PLY RATING	APPROX. SHIP WT.	SUGG. LIST PRICE	L3130F-R and L3130F-F SUGG. LIST
ALR8881**	Front 6.00 -- 16 F2 AG	6	46	\$125.00	\$13,555.00
ALR8821**	Rear 12.4 -- 24 R1 AG	4	185	\$434.00	
ALR8852	Front 7.5L x 15 F2 AG	6	46	\$158.00	\$13,621.00
ALR8821	Rear 12.4 x 24 R1 AG	4	185	\$434.00	
AMXR8837②	Front 29 x 12.50 - 15 Turf	6	80	\$254.00	\$14,291.00
ALR6803	Rear 44 x 18 - 20 Turf	4	200	\$673.00	
ALR8868	Front 27 x 8.50 - 15 Turf	4	44	\$175.00	\$13,825.00
LR6801	Rear 355/80-D20 Turf	4	188	\$519.00	
ALR8898③	Front 27-1050LL x 15 Galaxy Turf	6	72	\$254.00	\$14,319.00
ALR6804	Rear 41-18LLX x 16.1 Galaxy Turf	6	113	\$687.00	

** Standard tires.

① For new tractor order with Backhoe application, order in lieu of -R Standard ROPS.

② Not approved for Front Loader application. Not compatible with Mid-Mount Mower RC72-38.

③ Tire must be installed with the valve stem facing towards the tractor for proper installation.



Grand L - 30 Series L3130DT

*** EQUIPMENT IN STANDARD MACHINE ***

DIESEL ENGINE

Model # D1503
3 Cyl., 91.5 cu. in.
+ 31.0 Net Eng. HP
+ 25.5 PTO HP
@ 2700 Eng. rpm
Indirect Injection (E-TVCS)
Charging Output 40 Amps
Radial Air Flow Cooling

HYDRAULICS

Open Center — Gear Type, Dual
Pumps
4.9 gpm Power Steering
8.3 gpm Remote/3 Pt. Hitch
13.2 gpm Total Hyd. Flow
Lift Capacity —
At lift Point 3750 lbs.
24" Behind 2650 lbs.

+ Manufacturer estimate.

FRONT AXLE

Hydrostatic Power Steering
Bevel Gear, 4WD
Cast Iron
Tread Spacing, Nonadjustable

DRIVE TRAIN

8 Forward / 8 Reverse
Manual Transmission w/Synchro
Shuttle
Mech. Wet Disc Brakes
Clutch — Single Dry Plate
Differential Lock

FLUID CAPACITY

Fuel Tank 10.6 gal.
Cooling System 6.3 qts.
Crankcase 6.0 qts.
Front Axle 6.9 qts.
Transmission and
Hydraulics 11.1 gal.

POWER TAKE OFF

Rear -1 Speed Live — HYD. IND.
540 rpm @ 2550 Eng. rpm

SAFETY EQUIPMENT

ROPS w/Retractable Seat Belt
Safety Start Switch
Large Adj. Reclining Seat w/Arm
Rests
Parking Brakes
Electric Key Shut-off
Tilt Steering
Wide Anti-Slip Step
ISO Mounted Platform
Turn Signals
SMV Sign
Operator Presence Control System
Telescoping Lower Links

IntelliPanel™

Lighted Communications Symbols
Standard Tachometer
Digital Read for Speed, MPH, PTO
speeds, diagnostics system
Warning Symbols

TIRES AND WHEELS

Front 7.2 - 16 R1 AG
Rear 12.4 - 24 R1 AG

ORDER CODE	DESCRIPTION	APPROX. SHIP WT.	SUGGESTED LIST PRICE
---------------	-------------	---------------------	-------------------------

*** STANDARD MACHINE WITH STANDARD TIRES ***

L3130DT-R	4WD TRACTOR with 2 Post Standard Rigid ROPS (84.3" Height)	2838	\$ 15,305.00
L3130DT-F①	4WD TRACTOR with 2 Post High Profile Foldable ROPS (90.7" Height)	2856	\$ 15,305.00

TIRES AND WHEELS (priced per Piece)					Price with Tire Option
ORDER CODE	DESCRIPTION	PLY RATING	APPROX. SHIP WT.	SUGG. LIST PRICE	L3130DT-R / L3130DT-F SUGG. LIST
ALR8866B**	Front 7.2 - 16 R1 AG	6	56	\$212.00	\$15,305.00
ALR8821**	Rear 12.4 - 24 R1 AG	4	185	\$434.00	
ALR8869A②	Front 10 - 16.5 R4 IND.	6	6581	\$286.00	\$15,853.00
ALR8855	Rear 420/70 - 24 R4 IND	6	225	\$634.00	
ALR6813③	Front 29 x 12.50 - 15 TURF	6	50	\$260.00	\$15,879.00
ALR6803	Rear 44 x 18 - 20 TURF	4	200	\$673.00	
ALR8868	Front 27 x 8.50 - 15 TURF	4	44	\$175.00	\$15,401.00
LR6801	Rear 355/80 - D20 TURF	4	188	\$519.00	
ALR8898	Front 27 / 10.50LL x 15 Galaxy Turf	6	72	\$254.00	\$15,895.00
ALR6804	Rear 41 / 18LL x 16.1 Galaxy Turf	6	113	\$687.00	

** Standard tires.

① For new tractor order with Backhoe application, order in lieu of -R Standard ROPS.

② Not compatible with Mid-Mount Mower RC72-38.

③ Requires Steering Cylinder Plate Kit (TD030-99800). See PIB-2003-006-R1.

Prices and specifications subject to change without notice. F.O.B. KTC designated shipping point.
Complete revision January 1, 2007.

Grand L - 30 Series

L3130GST



*** EQUIPMENT IN STANDARD MACHINE ***

DIESEL ENGINE

Model # D1503
3 Cyl., 91.5 cu. in.
+ 31.0 Net Eng. HP
+ 25.5 PTO HP
@ 2700 Eng. rpm
Indirect Injection (E-TVCS)
Charging Output 40 Amps
Radial Air Flow Cooling

HYDRAULICS

Open Center — Gear Type Dual
Pumps
4.9 gpm Power Steering
8.3 gpm Remote/3 Pt. Hitch
13.2 gpm Total Hyd. Flow
Cat I 3-point Hitch —
At lift Point 3750 lbs.
24" Behind 2650 lbs.

+ Manufacturer estimate.

FRONT AXLE

Hydrostatic Power Steering
Bevel Gear, 4WD
Cast iron
Tread Spacing, Nonadjustable

DRIVE TRAIN

12 Forward / 8 Reverse
Glideshift w / Synchro Shuttle
Mech. Wet Disc Brakes
Clutch — Single Dry Plate
Differential Lock

FLUID CAPACITY

Fuel Tank 10.6 gal.
Cooling System 6.3 qts.
Crankcase 6.0 qts.
Transmission and
Hydraulics 11.1 gal.
Front Axle 6.9 qts.

POWER TAKE OFF

Rear -1 Speed Live Hyd. Independent
540 rpm @ 2550 Eng. rpm

SAFETY EQUIPMENT

ROPS w/Retractable Seat Belt
Safety Start Switch
Large Adj. Reclining Seat w/Arm
Rests
Parking Brakes
Electric Key Shut-off
Tilt Steering
Wide Anti-Slip Step
ISO Mounted Platform
Turn Signals
SMV Sign
Operator Presence Control System
Telescoping Lower Links

IntelliPanel™

Lighted Communications Symbols
Standard Tachometer
Digital Read for Speed, MPH, PTO
speeds, diagnostics system
Warning Symbols

TIRES AND WHEELS

Front 7.2 - 16 R1 AG
Rear 12.4 - 24 R1 AG

ORDER CODE	DESCRIPTION	APPROX. SHIP WT.	SUGGESTED LIST PRICE
*** STANDARD MACHINE WITH STANDARD TIRES***			
L3130GST-R	4WD TRACTOR with 2 Post Standard Rigid ROPS (84.3" High)	2882	\$ 16,411.00
L3130GST-F①	4WD TRACTOR with 2 Post High Profile Foldable ROPS (90.7" High)	2895	\$ 16,411.00

TIRES AND WHEELS (priced per Piece)					Price with Tire Option
ORDER CODE	DESCRIPTION	PLY RATING	APPROX. SHIP WT.	SUGG. LIST PRICE	L3130GST-R / L3130GST-F SUGG. LIST
ALR8866B**	Front 7.2 - 16 R1 AG	6	56	\$212.00	\$16,411.00
ALR8821**	Rear 12.4 - 24 R1 AG	4	185	\$434.00	
ALR8869A②	Front 10 - 16.5 R4 IND.	6	81	\$286.00	\$16,959.00
ALR8855	Rear 420/70 - 24 R4 IND	6	225	\$634.00	
ALR6813③	Front 29 x 12.50 - 15 TURF	6	50	\$260.00	\$16,985.00
ALR6803	Rear 44 x 18 - 20 TURF	4	200	\$673.00	
ALR8868	Front 27 x 8.50 - 15 TURF	4	44	\$175.00	\$16,507.00
LR6801	Rear 355/80 - D20 TURF	4	188	\$519.00	
ALR8898	Front 27 / 10.50LL x 15 Galaxy Turf	6	72	\$254.00	\$17,001.00
ALR6804	Rear 41 / 18LL x 16.1 Galaxy Turf	6	113	\$687.00	

** Standard tires.

① For new tractor order with Backhoe application, order in lieu of -R Standard ROPS.

② Not compatible with Mid-Mount Mower RC72-38.

③ Requires Steering Cylinder Plate Kit (TD030-99800). See PIB-2003-006-R1.



Grand L - 30 Series L3130HST

*** EQUIPMENT IN STANDARD MACHINE ***

DIESEL ENGINE

Model # D1503
3 Cyl., 91.5 cu. in.
+ 31.0 Net Eng, HP
+ 24.0 PTO HP
@ 2700 Eng. rpm
Indirect Injection (E-TVCS)
Charging Output 40 Amps
Radial Air Flow Cooling

HYDRAULICS

Open Center — Gear Type Dual
Pumps
4.9 gpm Power Steering
8.3 gpm Remote/3 Pt. Hitch
13.2 gpm Total Hyd. Flow
Cat I 3-point Hitch —
At lift Point 3750 lbs.
24" Behind 2650 lbs.

+ Manufacturer estimate.

FRONT AXLE

Hydrostatic Power Steering
Bevel Gear, 4WD
Cast iron
Tread Spacing, Nonadjustable

DRIVE TRAIN

Feather-Step HST
3 Speed Low-Medium-High
Mech. Wet Disc Brakes
Clutch - Single Dry Plate
Differential Lock
Mechanical Lever Cruise Control

FLUID CAPACITY

Fuel Tank	10.6 gal.
Cooling System	6.3 qts.
Crankcase	6.0 qts.
Transmission and Hydraulics	11.3 gal.
Front Axle	6.9 qts.

TIRES AND WHEELS

Front 7.2 - 16 R1 AG
Rear 12.4 - 24 R1 AG

POWER TAKE OFF

Rear - 1 Speed Live Hyd. Independent
540 rpm @ 2550 Eng. rpm

SAFETY EQUIPMENT

ROPS w/Retractable Seat Belt
Safety Start Switches
Large Adj. Reclining Seat w/Arm
Rests
Parking Brakes
Electric Key Shut-off
Wide Anti-Slip Step
Tilt Steering
ISO Mounted Platform
Turn Signals
SMV Sign
Telescoping Lower Links
Operator Presence Control System

IntelliPanel™

Lighted Communications Symbols
Standard Tachometer
Digital Read for Speed, MPH, PTO
speeds, diagnostics system
Warning Symbols

ORDER CODE	DESCRIPTION	APPROX. SHIP WT.	SUGGESTED LIST PRICE
------------	-------------	------------------	----------------------

*** STANDARD MACHINE WITH STANDARD TIRES ***

L3130HST-R	4WD TRACTOR with 2 Post Standard Rigid ROPS (84.3" High)	2900	\$ 16,892.00
L3130HST-F①	4WD TRACTOR with 2 Post High Profile Foldable ROPS (90.7" High)	2913	\$ 16,892.00

TIRES AND WHEELS (priced per Piece)					Price with Tire Option
ORDER CODE	DESCRIPTION	PLY RATING	APPROX. SHIP WT.	SUGG. LIST PRICE	L3130HST-R / L3130HST-F SUGG. LIST
ALR8866B**	Front 7.2 - 16 R1 AG	6	56	\$212.00	\$16,892.00
ALR8821**	Rear 12.4 - 24 R1 AG	4	185	\$434.00	
ALR8869A②	Front 10 - 16.5 R4 IND.	6	81	\$286.00	\$17,440.00
ALR8855	Rear 420/70 - 24 R4 IND	6	225	\$634.00	
ALR6813③	Front 29 x 12.50 - 15 TURF	6	50	\$260.00	\$17,466.00
ALR6803	Rear 44 x 18 - 20 TURF	4	200	\$673.00	
ALR8868	Front 27 x 8.50 - 15 TURF	4	44	\$175.00	\$16,988.00
LR6801	Rear 355/80 - D20 TURF	4	188	\$519.00	
ALR8898	Front 27 / 10.50LL x 15 Galaxy Turf	6	72	\$254.00	\$17,482.00
ALR6804	Rear 41 / 18LL x 16.1 Galaxy Turf	6	113	\$687.00	

** Standard tires.

① For new tractor order with Backhoe application, order in lieu of -R Standard ROPS.

② Not compatible with Mid-Mount Mower RC72-38.

③ Requires Steering Cylinder Plate Kit (TD030-99800). See PIB-2003-006-R1.

Prices and specifications subject to change without notice. F.O.B. KTC designated shipping point.
Complete revision January 1, 2007.

Grand L - 30 Series

L3430DT



*** EQUIPMENT IN STANDARD MACHINE ***

DIESEL ENGINE

Model # D1703
3 Cyl., 100.5 cu. in.
+ 33.6 Net Eng. HP
+ 28.5 PTO HP
@ 2700 Eng. rpm
Indirect Injection (E-TVCS)
Charging Output 40 Amps
Radial Air Flow Cooling

HYDRAULICS

Open Center — Gear Type Dual
Pumps
13.2 gpm Total Hyd. Flow
4.9 gpm Power Steering
8.3 gpm Remote/3 Pt. Hitch
Cat I 3-point Hitch —
At lift Point 3750 lbs.
24" Behind 2650 lbs.

+ Manufacturer estimate.

FRONT AXLE

Hydrostatic Power Steering
Bevel Gear, 4WD
Cast Iron
Tread Spacing, Nonadjustable

DRIVE TRAIN

8 Forward / 8 Reverse
Manual w/ Synchro Main and
Shuttle Transmission
Mech. Wet Disc Brakes
Clutch — Dry Single Stage
Differential Lock

FLUID CAPACITY

Fuel Tank 10.6 gal.
Cooling System 6.3 qts.
Crankcase 6.0 qts.
Transmission and
Hydraulics 11.1 gal.
Front Axle 6.9 qts.

TIRES AND WHEELS

Front 7.2 - 16 R1 AG
Rear 12.4 - 24 R1 AG

POWER TAKE OFF

Rear - 1 Speed Live Hyd. Independ-
ent
540 rpm @ 2550 Eng. rpm

SAFETY EQUIPMENT

ROPS w/Retractable Seat Belt
Safety Start Switch
Large Adj. Reclining Seat w/Arm
Rests
Parking Brakes
Electric Key Shut-off
Wide Anti-Slip Step
Tilt Steering
ISO Mounted Platform
Turn Signals
SMV Sign
Telescoping Lower Links
Operator Presence Control System

IntelliPanel™

Lighted Communications Symbols
Standard Tachometer
Digital Read for Speed, MPH, PTO
speeds, diagnostics system
Warning Symbols

ORDER CODE	DESCRIPTION	APPROX. SHIP WT.	SUGGESTED LIST PRICE
---------------	-------------	---------------------	-------------------------

*** STANDARD MACHINE WITH STANDARD TIRES ***

L3430DT-R	4WD TRACTOR with 2 Post Standard Rigid ROPS (84.3" High)	2838	\$ 16,507.00
L3430DT-F①	4WD TRACTOR with 2 Post High Profile Foldable ROPS (90.7" High)	2850	\$ 16,507.00

TIRES AND WHEELS (priced per Piece)					Price with Tire Option
ORDER CODE	DESCRIPTION	PLY RATING	APPROX. SHIP WT.	SUGG. LIST PRICE	L3430DT-R / L3430DT-F SUGG. LIST
ALR8866B**	Front 7.2 - 16 R1 AG	6	56	\$212.00	\$16,507.00
ALR8821**	Rear 12.4 - 24 R1 AG	4	185	\$434.00	
ALR8869A②	Front 10 - 16.5 R4 IND.	6	81	\$286.00	\$17,055.00
ALR8855	Rear 420/70 - 24 R4 IND	6	225	\$634.00	
ALR6813③	Front 29 x 12.50 - 15 TURF	6	50	\$260.00	\$17,081.00
ALR6803	Rear 44 x 18 - 20 TURF	4	200	\$673.00	
ALR8868	Front 27 x 8.50 - 15 TURF	4	44	\$175.00	\$16,603.00
LR6801	Rear 355/80 - D20 TURF	4	188	\$519.00	
ALR8898	Front 27 / 10.50LL x 15 Galaxy Turf	6	72	\$254.00	\$17,097.00
ALR6804	Rear 41 / 18LL x 16.1 Galaxy Turf	6	43	\$687.00	

** Standard tires.

① For new tractor order with Backhoe application, order in lieu of -R Standard ROPS.

② Not compatible with Mid-Mount Mower RC72-38.

③ Requires Steering Cylinder Plate Kit (TD030-99800). See PIB-2003-006-R1.



Grand L - 30 Series L3430GST

*** EQUIPMENT IN STANDARD MACHINE ***

DIESEL ENGINE

Model # D1703
3 Cyl., 100.5 cu. in.
+ 33.6 Net Eng. HP
+ 28.5 PTO HP
@ 2700 Eng. rpm
Indirect Injection (E-TVCS)
Charging Output 40 Amps
Radial Air Flow Cooling

HYDRAULICS

Open Center — Gear Type Dual
Pumps
4.9 gpm Power Steering
8.3 gpm Remote/3 Pt. Hitch
13.2 gpm Total Hyd. Flow
Cat I 3-point Hitch —
At lift Point 3750 lbs.
24" Behind 2650 lbs.

+ Manufacturer estimate.

FRONT AXLE

Hydrostatic Power Steering
Bevel Gear, 4WD
Cast Iron
Tread Spacing, Nonadjustable

DRIVE TRAIN

12 Forward / 8 Reverse
Glideshift w / Synchro Shuttle
Mech. Wet Disc Brakes
Clutch — Single Dry Stage
Differential Lock

FLUID CAPACITY

Fuel Tank 10.6 gal.
Cooling System 6.3 qts.
Crankcase 6.0 qts.
Transmission and
Hydraulics 11.1 gal.
Front Axle 6.9 qts.

POWER TAKE OFF

Rear - 1 Speed Live Hyd. Independent
540 rpm @ 2550 Eng. rpm

SAFETY EQUIPMENT

ROPS w/Retractable Seat Belt
Safety Start Switches
Large Adj. Reclining Seat w/Arm
Rests
Parking Brakes
Electric Key Shut-off
Wide Anti-Slip Step
Tilt Steering
ISO Mounted Platform
Turn Signals
SMV Sign
Telescoping Lower Links
Operator Presence Control System

IntelliPanel™

Lighted Communications Symbols
Standard Tachometer
Digital Read for Speed, MPH, PTO
speeds, diagnostics system
Warning Symbols

TIRES AND WHEELS

Front 7.2 - 16 R1 AG
Rear 12.4 - 24 R1 AG

ORDER CODE	DESCRIPTION	APPROX. SHIP WT.	SUGGESTED LIST PRICE
---------------	-------------	---------------------	-------------------------

*** STANDARD MACHINE WITH STANDARD TIRES ***

L3430GST-R	4WD TRACTOR with 2 Post Standard Rigid ROPS (84.3" High)	2860	\$ 17,613.00
L3430GST-F①	4WD TRACTOR with 2 Post High Profile Foldable ROPS (90.7" High)	2878	\$ 17,613.00

TIRES AND WHEELS (priced per Piece)					Price with Tire Option
ORDER CODE	DESCRIPTION	PLY RATING	APPROX. SHIP WT.	SUGG. LIST PRICE	L3430GST-R / L3430GST-F SUGG. LIST
ALR8866B**	Front 7.2 - 16 R1 AG	6	56	\$212.00	\$17,613.00
ALR8821**	Rear 12.4 - 24 R1 AG	4	185	\$434.00	
ALR8869A②	Front 10 - 16.5 R4 IND.	6	81	\$286.00	\$18,161.00
ALR8855	Rear 420/70 - 24 R4 IND	6	225	\$634.00	
ALR6813③	Front 29 x 12.50 - 15 TURF	6	50	\$260.00	\$18,187.00
ALR6803	Rear 44 x 18 - 20 TURF	4	200	\$673.00	
ALR8868	Front 27 x 8.50 - 15 TURF	4	44	\$175.00	\$17,709.00
LR6801	Rear 355/80 - D20 TURF	4	188	\$519.00	
ALR8898	Front 27 / 10.50LL x 15 Galaxy Turf	6	72	\$254.00	\$18,203.00
ALR6804	Rear 41 / 18LL x 16.1 Galaxy Turf	6	113	\$687.00	

** Standard tires.

① For new tractor order with Backhoe application, order in lieu of -R Standard ROPS.

② Not compatible with Mid-Mount Mower RC72-38.

③ Requires Steering Cylinder Plate Kit (TD030-99800). See PIB-2003-006-R1.

Prices and specifications subject to change without notice. F.O.B. KTC designated shipping point.
Complete revision January 1, 2007.

Grand L - 30 Series

L3430HST



*** EQUIPMENT IN STANDARD MACHINE ***

DIESEL ENGINE

Model # D1703
3 Cyl., 100.5 cu. in.
+ 33.6 Net Eng. HP
+ 27.0 PTO HP
@ 2700 Eng. rpm
Indirect Injection (E-TVCS)
Charging Output 40 Amps
Radial Air Flow Cooling

HYDRAULICS

Open Center — Gear Type Dual
Pumps
4.9 gpm Power Steering
8.3 gpm Remote/3 Pt. Hitch
13.2 gpm Total Hyd. Flow
Cat I 3-point Hitch —
At lift Point 3750 lbs.
24" Behind 2650 lbs.

+ Manufacturer estimate.

FRONT AXLE

Hydrostatic Power Steering
Bevel Gear, 4WD
Cast Iron
Tread Spacing, Nonadjustable

DRIVE TRAIN

Feather-Step HST Transmission
3 Speed Low-Medium-High
Mech. Wet Disc Brakes
Clutch — Single Dry Plate
Differential Lock
Mech. Lever Cruise Control

FLUID CAPACITY

Fuel Tank 10.6 gal.
Cooling System 6.3 qts.
Crankcase 6.0 qts.
Transmission and
Hydraulics 11.1 gal.
Front Axle 6.9 qts.

POWER TAKE OFF

Rear - 1 Speed Live Hyd. Independent
540 rpm @ 2550 Eng. rpm

SAFETY EQUIPMENT

ROPS w/Retractable Seat Belt
Safety Start Switches
Large Adj. Reclining Seat w/Arm
Rests
Parking Brakes
Electric Key Shut-off
Wide Anti-Slip Step
Tilt Steering
ISO Mounted Platform
Turn Signals
SMV Sign
Telescoping Lower Links
Operator Presence Control System

IntelliPanel™

Lighted Communications Symbols
Standard Tachometer
Digital Read for Speed, MPH, PTO
speeds, diagnostics system
Warning Symbols

TIRES AND WHEELS

Front 7.2 - 16 R1 AG
Rear 12.4 - 24 R1 AG

ORDER CODE	DESCRIPTION	APPROX. SHIP WT.	SUGGESTED LIST PRICE
*** STANDARD MACHINE WITH STANDARD TIRES ***			
L3430HST-R	4WD TRACTOR with 2 Post Standard Rigid ROPS (84.3" High)	2915	\$ 18,094.00
L3430HST-F①	4WD TRACTOR with 2 Post High Profile Foldable ROPS (90.7" High)	2935	\$ 18,094.00

TIRES AND WHEELS (priced per Piece)					Price with Tire Option
ORDER CODE	DESCRIPTION	PLY RATING	APPROX. SHIP WT.	SUGG. LIST PRICE	L3430HST-R / L3430HST-F SUGG. LIST
ALR8866B**	Front 7.2 - 16 R1 AG	6	56	\$212.00	\$18,094.00
ALR8821**	Rear 12.4 - 24 R1 AG	4	185	\$434.00	
ALR8869A②	Front 10 - 16.5 R4 IND.	6	81	\$286.00	\$18,642.00
ALR8855	Rear 420/70 - 24 R4 IND	6	225	\$634.00	
ALR6813③	Front 29 x 12.50 - 15 TURF	6	50	\$260.00	\$18,668.00
ALR6803	Rear 44 x 18 - 20 TURF	4	200	\$673.00	
ALR8868	Front 27 x 8.50 - 15 TURF	4	44	\$175.00	\$18,190.00
LR6801	Rear 355/80 - D20 TURF	4	188	\$519.00	
ALR8898	Front 27 / 10.50LL x 15 Galaxy Turf	6	72	\$254.00	\$18,684.00
ALR6804	Rear 41 / 18LL x 16.1 Galaxy Turf	6	113	\$687.00	

** Standard tires.

① For new tractor order with Backhoe application, order in lieu of -R Standard ROPS.

② Not compatible with Mid-Mount Mower RC72-38.

③ Requires Steering Cylinder Plate Kit (TD030-99800). See PIB-2003-006R1.



Grand L - 30 Series L3430HSTC (CAB)

*** EQUIPMENT IN STANDARD MACHINE ***

DIESEL ENGINE

Model # D1703
3 Cyl., 100.5 cu. in.
+ 33.6 Net Eng. HP
+ 27.0 PTO HP
@ 2700 Eng. rpm
Indirect Injection (E-TVCS)
Charging Output 60 Amps
Radial Air Flow Cooling

HYDRAULICS

Open Center — Gear Type Dual
Pumps
4.9 gpm Power Steering
8.3 gpm Remote/3 Pt. Hitch
13.2 gpm Total Hyd. Flow
Cat I 3-point Hitch —
At lift Point 3750 lbs.
24" Behind 2650 lbs.

FRONT AXLE

Hydrostatic Power Steering
Bevel Gear, 4WD
Cast Iron
Tread Spacing, Nonadjustable

+ Manufacturer estimate.

DRIVE TRAIN

Feather-Step HST Transmission
3 Speed Low-Medium-High
Mech. Wet Disc Brakes
Clutch — Single Dry Plate
Differential Lock
Mech. Lever Curise Control

FLUID CAPACITY

Fuel Tank 10.6 gal.
Cooling System 6.3 qts.
Crankcase 6.0 qts.
Transmission and
Hydraulics 11.1 gal.
Front Axle 6.9 qts.

POWER TAKE OFF

1 Speed Rear Live - Hyd. Independ-
ent
540 rpm @ 2550 Eng. rpm

IntelliPanel™

Lighted Communications Symbols
Standard Tachometer
Digital Read for Speed, MPH, PTO
speeds, diagnostics system
Warning Symbols

SAFETY EQUIPMENT/CAB

ROPS Certified Cab w / Retractable
Seat Belt
Flat Deck w/Hanging Pedals
Tilt Steering Wheel
Large Adj. Reclining Cloth Seat w/
Arm
Rests
Color Coded Controls
Safety Start Switches
Electric Key Shut Off
Brake Lights
2 Frt. Work Lights
Hazard Lights w/Turn Signals Wide
Anti-Slip Steps
ISO-Mounted Cab Platform
Heater and A/C
Frt. Wiper w/Washer (2 speed)
Radio-wired
Parking Brakes
Flip-Up PTO Shield
SMV Sign
Telescoping Lower Links
Operator Presence Control System

TIRES AND WHEELS

Front 7.2 - 16 R1 AG
Rear 12.4 - 24 R1 AG

ORDER CODE	DESCRIPTION	APPROX. SHIP WT.	SUGGESTED LIST PRICE
---------------	-------------	---------------------	-------------------------

*** STANDARD MACHINE WITH STANDARD TIRES ***

L3430HSTC	4WD CAB TRACTOR	3109	\$ 23,286.00
-----------	-----------------	------	--------------

TIRES AND WHEELS (priced per Piece)					Price with Tire Option
ORDER CODE	DESCRIPTION	PLY RATING	APPROX. SHIP WT.	SUGG. LIST PRICE	L3430HSTC SUGG. LIST
ALR8866B**	Front 7.2 - 16 R1 AG	6	56	\$212.00	\$23,286.00
ALR8821**	Rear 12.4 - 24 R1 AG	4	185	\$434.00	
ALR8869A①	Front 10 - 16.5 R4 IND.	6	81	\$286.00	\$23,834.00
ALR8855	Rear 420/70 - 24 R4 IND	6	225	\$634.00	
ALR6813②	Front 29 x 12.50 - 15 TURF	6	50	\$260.00	\$23,860.00
ALR6803	Rear 44 x 18 - 20 TURF	4	200	\$673.00	
ALR8868	Front 27 x 8.50 - 15 TURF	4	44	\$175.00	\$23,382.00
LR6801	Rear 355/80 - D20 TURF	4	188	\$519.00	
ALR8898	Front 27 / 10.50LL x 15 Galaxy Turf	6	72	\$254.00	\$23,876.00
ALR6804	Rear 41 / 18LL x 16.1 Galaxy Turf	6	113	\$687.00	

** Standard tires.

Grand L - 30 Series

L3830F



*** EQUIPMENT IN STANDARD MACHINE ***

DIESEL ENGINE

Model # D1803
3 Cyl., 111.4 cu. in.
+ 37.4 Net Eng. HP
+ 32.0 PTO HP
@ 2700 Eng. rpm
Indirect Injection (E-TVCS)
Charging Output 40 Amps
Radial Air Flow Cooling

HYDRAULICS

Open Center — Gear Type, Dual
Pumps
4.9 gpm Power Steering
8.3 gpm Remote/3 Pt. Hitch
13.2 gpm Total Hyd. Flow
Lift Capacity —
At lift Point 3860 lbs.
24" Behind 2760 lbs.

FRONT AXLE

Hydrostatic Power Steering
Tubular Steel Beam, 2WD
Adjustable (Telescoping) Tread
Spacing

DRIVE TRAIN

8 Forward / 8 Reverse
Manual w/ Synchro Main and
Shuttle Transmission
Mech. Wet Disc Brakes
Clutch — Dry Single Stage
Differential Lock

FLUID CAPACITY

Fuel Tank 10.6 gal.
Cooling System 7.9 qts.
Crankcase 6.0 qts.
Transmission and
Hydraulics 11.4 gal.

POWER TAKE OFF

1 Speed Rear Live - Hyd. Independent
540 rpm @ 2550 Eng. rpm

SAFETY EQUIPMENT

ROPS w/Retractable Seat Belt
Safety Start Switch
Large Adj. Reclining Seat w/Arm
Rests
Parking Brakes
Tilt Steering Wheel
Electric Key Shut-off
Wide Anti-Slip Step
ISO Mounted Platform
Turn Signals
SMV Sign
Telescoping Lower Links
Operator Presence Control System

IntelliPanel™

Lighted Communications Symbols
Standard Tachometer
Digital Read for Speed, MPH, PTO
speeds, diagnostics system
Warning Symbols

TIRES AND WHEELS

Front 6.00-16 F2 AG
Rear 14.9 - 24 R1 AG

+ Manufacturer estimate.

ORDER CODE	DESCRIPTION	APPROX. SHIP WT.	SUGGESTED LIST PRICE
*** STANDARD MACHINE WITH STANDARD TIRES***			
L3830F-R	2WD TRACTOR with 2 Post Standard Rigid ROPS (84.8" High)	2760	\$ 15,819.00
L3830F-F①	2WD TRACTOR with 2 Post High Profile Foldable ROPS (91.1" High)	2798	\$ 15,819.00

TIRES AND WHEELS (priced per Piece)					Price with Tire Option
ORDER CODE	DESCRIPTION	PLY RATING	APPROX. SHIP WT.	SUGG. LIST PRICE	L3830F-R / L3830F-F SUGG. LIST
ALR8881**	Front 6.0 - 16 F2 AG	6	46	\$125.00	\$15,819.00
ALR6809**	Rear 14.9 - 24 R1 AG	6	250	\$520.00	
ALR8852	Front 7.5L - 15 F2	6	46	\$158.00	\$15,885.00
ALR6809	Rear 14.9 - 24 R1 AG	6	250	\$520.00	
AMXR8837②③	Front 29 x 12.50 - 15 TURF	6	80	\$254.00	\$16,383.00
ALR6803	Rear 44 x 18 - 20 TURF	4	200	\$673.00	
ALR8868	Front 27 x 8.50 - 15 TURF	4	44	\$175.00	\$15,917.00
LR6801	Rear 355/80 - D20 TURF	4	188	\$519.00	
ALR8898④	Front 27 / 10.50LL x 15 Galaxy Turf	6	72	\$254.00	\$16,411.00
ALR6804	Rear 41 / 18LL x 16.1 Galaxy Turf	6	113	\$687.00	

** Standard tires.

① For new tractor order with Backhoe application, order in lieu of -R Standard ROPS.

② Requires Steering Cylinder Plate Kit (TD030-99800). See PIB-2003-006-R1.

③ Not compatible with Mid-Mount Mower RC72-38.

④ Tire must be installed with the valve stem facing towards the tractor for proper installation.

Prices and specifications subject to change without notice. F.O.B. KTC designated shipping point.
Complete revision January 1, 2007.



Grand L - 30 Series L3830DT

*** EQUIPMENT IN STANDARD MACHINE ***

DIESEL ENGINE

Model # D1803
3 Cyl., 111.4 cu. in.
+ 37.4 Net Eng. HP
+ 32.0 PTO HP
@ 2700 Eng. rpm
Indirect Injection (E-TVCS)
Charging Output 40 Amps
Radial Air Flow Cooling

HYDRAULICS

Open Center — Gear Type, Dual
Pumps
4.9 gpm Power Steering
8.3 gpm Remote/3 Pt. Hitch
13.2 gpm Total Hyd. Flow
Lift Capacity —
At lift Point 3860 lbs.
24" Behind 2760 lbs.

+ Manufacturer estimate.

FRONT AXLE

Hydrostatic Power Steering
Bevel Gear, 4WD
Cast Iron
Tread Spacing, Nonadjustable

DRIVE TRAIN

8 Forward / 8 Reverse
Manual w/ Synchro Main and
Shuttle Transmission
Mech. Wet Disc Brakes
Clutch — Dry Single Stage
Differential Lock

FLUID CAPACITY

Fuel Tank 10.6 gal.
Cooling System 7.9 qts.
Crankcase 6.0 qts.
Transmission and
Hydraulics 11.4 gal.
Front Axle 6.9 qts.

POWER TAKE OFF

1 Speed Rear Live - Hyd. Independent
540 rpm @ 2550 Eng. rpm

SAFETY EQUIPMENT

ROPS w/Retractable Seat Belt
Safety Start Switch
Large Adj. Reclining Seat w/Arm Rests
Parking Brakes
Tilt Steering Wheel
Electric Key Shut-off
Wide Anti-Slip Step
ISO Mounted Platform
Turn Signals
SMV Sign
Telescoping Lower Links
Operator Presence Control System

IntelliPanel™

Lighted Communications Symbols
Standard Tachometer
Digital Read for Speed, MPH, PTO
speeds, diagnostics system
Warning Symbols

TIRES AND WHEELS

Front 8.3-16 R1 AG
Rear 14.9-24 R1AG

ORDER CODE	DESCRIPTION	APPROX. SHIP WT.	SUGGESTED LIST PRICE
------------	-------------	------------------	----------------------

*** STANDARD MACHINE WITH STANDARD TIRES ***

L3830DT-R	4WD TRACTOR with 2 Post Standard Rigid ROPS (84.8" High)	2882	\$ 18,223.00
L3830DT-F①	4WD TRACTOR with 2 Post High Profile Foldable ROPS (91.1" High)	2913	\$ 18,223.00

TIRES AND WHEELS (priced per Piece)					Price with Tire Option
ORDER CODE	DESCRIPTION	PLY RATING	APPROX. SHIP WT.	SUGG. LIST PRICE	L3830DT-R / L3830DT-F SUGG. LIST
ABR8753B**	Front 8.3 - 16 R1 AG	6	65	\$201.00	\$18,223.00
ALR6809**	Rear 14.9 - 24 R1 AG	6	250	\$520.00	
ALR8869A②	Front 10 - 16.5 R4 IND.	6	81	\$286.00	\$18,639.00
ALR6807	Rear 17.5L - 24 R4 IND	6	235	\$643.00	
ALR6813③	Front 29 x 12.50 - 15 TURF	6	50	\$260.00	\$18,647.00
ALR6803	Rear 44 x 18 - 20 TURF	4	200	\$673.00	
ALR8868	Front 27 x 8.50 - 15 TURF	4	48	\$175.00	\$18,169.00
LR6801	Rear 355/80 - D20 TURF	4	188	\$519.00	
ALR8898	Front 27 / 10.50LL x 15 Galaxy Turf	6	72	\$254.00	\$18,663.00
ALR6804	Rear 41 / 18LL x 16.1 Galaxy Turf	6	113	\$687.00	

** Standard tires.

① For new tractor order with Backhoe application, order in lieu of -R Standard ROPS.

② Not compatible with Mid-Mount Mower RC72-38.

③ Requires Steering Cylinder Plate Kit (TD030-99800). See PIB-2003-006-R1.

Prices and specifications subject to change without notice. F.O.B. KTC designated shipping point.
Complete revision January 1, 2007.

Grand L - 30 Series

L3830GST



*** EQUIPMENT IN STANDARD MACHINE ***

DIESEL ENGINE

Model # D1803
3 Cyl., 111.4 cu. in.
+ 37.4 Net Eng. HP
+ 32.0 PTO HP
@ 2700 Eng. rpm
Indirect Injection (E-TVCS)
Charging Output 40 Amps
Radial Air Flow Cooling

HYDRAULICS

Open Center — Gear Type, Dual
Pumps
4.9 gpm Power Steering
8.3 gpm Remote/3 Pt. Hitch
13.2 gpm Total Hyd. Flow
Lift Capacity —
At lift Point 3860 lbs.
24" Behind 2760 lbs.

+ Manufacturer estimate.

FRONT AXLE

Hydrostatic Power Steering
Bevel Gear, 4WD
Cast Iron
Tread Spacing, Nonadjustable

DRIVE TRAIN

12 Forward / 8 Reverse
Glideshift w / Synchro Shuttle
Mech. Wet Disc Brakes
Clutch — Dry Single Stage
Differential Lock

FLUID CAPACITY

Fuel Tank 10.6 gal.
Cooling System 7.9 qts.
Crankcase 6.0 qts.
Transmission and
Hydraulics 11.4 gal.
Front Axle 6.9 qts.

POWER TAKE OFF

1 Speed Rear Live - Hyd. Independent
540 rpm @ 2550 Eng. rpm

SAFETY EQUIPMENT

ROPS w/Retractable Seat Belt
Safety Start Switch
Large Adj. Reclining Seat w/Arm
Rests
Parking Brakes
Tilt Steering Wheel
Electric Key Shut-off
Wide Anti-Slip Step
ISO Mounted Platform
Turn Signals
SMV Sign
Telescoping Lower Links
Operator Presence Control System

IntelliPanel™

Lighted Communications Symbols
Standard Tachometer
Digital Read for Speed, MPH, PTO
speeds, diagnostics system
Warning Symbols

TIRES AND WHEELS

Front 8.3-16 R1 AG
Rear 14.9 - 24 R1 AG

ORDER CODE	DESCRIPTION	APPROX. SHIP WT.	SUGGESTED LIST PRICE
*** STANDARD MACHINE WITH STANDARD TIRES ***			
L3830GST-R	4WD TRACTOR with 2 Post Standard Rigid ROPS (84.8" High)	2905	\$ 19,329.00
L3830GST-F①	4WD TRACTOR with 2 Post High Profile Foldable ROPS (94.1" High)	2939	\$ 19,329.00

TIRES AND WHEELS (priced per Piece)					Price with Tire Option
ORDER CODE	DESCRIPTION	PLY RATING	APPROX. SHIP WT.	SUGG. LIST PRICE	L3830GST-R / L3830GST-F SUGG. LIST
ABR8753B**	Front 8.3 - 16 R1 AG	6	65	\$201.00	\$19,329.00
ALR6809**	Rear 14.9 - 24 R1 AG	6	250	\$520.00	
ALR8869A②	Front 10 - 16.5 R4 IND.	6	81	\$286.00	\$19,745.00
ALR6807	Rear 17.5L - 24 R4 IND	6	235	\$643.00	
ALR6813③	Front 29 x 12.50 - 15 TURF	6	50	\$260.00	\$19,753.00
ALR6803	Rear 44 x 18 - 20 TURF	4	200	\$673.00	
ALR8868	Front 27 x 8.50 - 15 TURF	4	44	\$175.00	\$19,275.00
LR6801	Rear 355/80 - D20 TURF	4	188	\$519.00	
ALR8898	Front 27 / 10.50LL x 15 Galaxy Turf	6	72	\$254.00	\$19,769.00
ALR6804	Rear 41 / 18LL x 16.1 Galaxy Turf	6	113	\$687.00	

** Standard tires.

① For new tractor order with Backhoe application, order in lieu of -R Standard ROPS.

② Not compatible with Mid-Mount Mower RC72-38.

③ Requires Steering Cylinder Plate Kit (TD030-99800). See PIB-2003-006-R1.



Grand L - 30 Series L3830HST

*** EQUIPMENT IN STANDARD MACHINE ***

DIESEL ENGINE

Model # D1803
3 Cyl., 111.4 cu. in.
+ 37.4 Net Eng. HP
+ 30.5 PTO HP
@ 2700 Eng. rpm
Indirect Injection (E-TVCS)
Charging Output 40 Amps
Radial Air Flow Cooling

HYDRAULICS

Open Center — Gear Type, Dual
Pumps
4.9 gpm Power Steering
8.3 gpm Remote/3 Pt. Hitch
13.2 gpm Total Hyd. Flow
Lift Capacity —
At lift Point 3860 lbs.
24" Behind 2760 lbs.

+ Manufacturer estimate.

FRONT AXLE

Hydrostatic Power Steering
Bevel Gear, 4WD
Cast Iron
Tread Spacing, Nonadjustable

DRIVE TRAIN

Feather-Step HST
3 Speed Low-Medium-High
Mech. Wet Disc Brakes
Clutch - Dry Single Stage
Differential Lock
Mech. Lever Cruise Control

FLUID CAPACITY

Fuel Tank 10.6 gal.
Cooling System 7.9 qts.
Crankcase 6.0 qts.
Transmission and
Hydraulics 11.4 gal.
Front Axle 6.9 qts.

POWER TAKE OFF

1 Speed Rear Live - Hyd. Independent
540 rpm @ 2550 Eng. rpm

SAFETY EQUIPMENT

ROPS w/Retractable Seat Belt
Safety Start Switch
Large Adj. Reclining Seat w/Arm
Rests
Parking Brakes
Tilt Steering Wheel
Electric Key Shut-off
Wide Anti-Slip Step
ISO Mounted Platform
Turn Signals
SMV Sign
Telescoping Lower Links
Operator Presence Control System

IntelliPanel™

Lighted Communications Symbols
Standard Tachometer
Digital Read for Speed, MPH, PTO
speeds, diagnostics system
Warning Symbols

TIRES AND WHEELS

Front 8.3-16 R1 AG
Rear 14.9 - 24 R1 AG

ORDER CODE	DESCRIPTION	APPROX. SHIP WT.	SUGGESTED LIST PRICE
---------------	-------------	---------------------	-------------------------

*** STANDARD MACHINE WITH STANDARD TIRES ***

L3830HST-R	4WD TRACTOR with 2 Post Standard Rigid ROPS (84.8" High)	2950	\$ 19,809.00
L3830HST-F①	4WD TRACTOR with 2 Post High Profile Foldable ROPS (91.1" High)	2966	\$ 19,809.00

TIRES AND WHEELS (priced per Piece)					Price with Tire Option
ORDER CODE	DESCRIPTION	PLY RATING	APPROX. SHIP WT.	SUGG. LIST PRICE	L3830HST-R / L3830HST-F SUGG. LIST
ABR8753B**	Front 8.3 - 16 R1 AG	6	65	\$201.00	\$19,809.00
ALR6809**	Rear 14.9 - 24 R1 AG	6	250	\$520.00	
ALR8869A②	Front 10 - 16.5 R4 IND.	6	81	\$286.00	\$20,225.00
ALR6807	Rear 17.5L - 24 R4 IND	6	235	\$643.00	
ALR6813③	Front 29 x 12.50 - 15 TURF	6	50	\$260.00	\$20,233.00
ALR6803	Rear 44 x 18 - 20 TURF	4	200	\$673.00	
ALR8868	Front 27 x 8.50 - 15 TURF	4	44	\$175.00	\$19,755.00
LR6801	Rear 355/80 - D20 TURF	4	188	\$519.00	
ALR8898	Front 27 / 10.50LL x 15 Galaxy Turf	6	72	\$254.00	\$20,249.00
ALR6804	Rear 41 / 18LL x 16.1 Galaxy Turf	6	113	\$687.00	

** Standard tires.

① For new tractor order with Backhoe application, order in lieu of -R Standard ROPS.

② Not compatible with Mid-Mount Mower RC72-38.

③ Requires Steering Cylinder Plate Kit (TD030-99800). See PIB-2003-006-R1.

Prices and specifications subject to change without notice. F.O.B. KTC designated shipping point.
Complete revision January 1, 2007.

Grand L - 30 Series

L4330DT



*** EQUIPMENT IN STANDARD MACHINE ***

DIESEL ENGINE

Model # V2203
4 Cyl., 134.1 cu. in.
Internal Balancers
+ 41.0 Net Eng. HP
+ 36.0 PTO HP
@ 2600 Eng. rpm
Indirect Injection (E-TVCS)
Charging Output 40 Amps
Radial Air Flow Cooling

HYDRAULICS

Open Center — Gear Type Dual
Pumps
4.7 gpm Power Steering
9.4 gpm Remote/3 Pt. Hitch
14.1 gpm Total Hyd. Flow
Cat I 3-point Hitch —
At lift Point 3860 lbs.
24" Behind 2760 lbs.

+ Manufacturer estimate.

FRONT AXLE

Hydrostatic Power Steering
Bevel Gear, 4WD
Cast Iron
Tread Spacing, Nonadjustable

DRIVE TRAIN

8 Forward / 8 Reverse
Manual w/Synchro Main and
Shuttle Transmission
Mech. Wet Disc Brakes
Clutch — Single Dry Plate
Differential Lock

FLUID CAPACITY

Fuel Tank 10.6 gal.
Cooling System 7.9 qts.
Crankcase 8.7 qts.
Transmission and
Hydraulics 11.4 gal.
Front Axle 9.5 qts.

POWER TAKE OFF

Rear - 1 Speed Live Hyd. Independent
540 rpm @ 2550 Eng. rpm

SAFETY EQUIPMENT

ROPS w/Retractable Seat Belt
Safety Start Switch
Large Adj. Reclining Seat w/Arm
Rests
Parking Brakes
Tilt Steering Wheel
Electric Key Shut-off
Wide Anti-Slip Step
ISO Mounted Platform
Turn Signals
SMV Sign
Telescoping Lower Links
Operator Presence Control System

IntelliPanel™

Lighted Communications Symbols
Standard Tachometer
Digital Read for Speed, MPH, PTO
speeds, diagnostics system
Warning Symbols

TIRES AND WHEELS

Front 8.3 - 16 R1 AG
Rear 14.9 - 24 R1 AG

ORDER CODE	DESCRIPTION	APPROX. SHIP WT.	SUGGESTED LIST PRICE
*** STANDARD MACHINE WITH STANDARD TIRES ***			
L4330DT-R	4WD TRACTOR with 2 Post Rigid ROPS	3045	\$ 20,050.00
L4330DT-F①	4WD TRACTOR with 2 Post Foldable ROPS	3045	\$ 20,050.00

TIRES AND WHEELS (priced per Piece)					Price with Tire Option
ORDER CODE	DESCRIPTION	PLY RATING	APPROX. SHIP WT.	SUGG. LIST PRICE	L4330DT-R / L4330DT-F SUGG. LIST
ABR8753B**	Front 8.3 - 16 R1 AG	6	65	\$201.00	\$20,050.00
ALR6809**	Rear 14.9 - 24 R1 AG	6	250	\$520.00	
ALR8869A	Front 10 - 16.5 R4 IND.	6	81	\$286.00	\$20,466.00
ALR6807	Rear 17.5L - 24 R4 IND	6	235	\$643.00	
ALR8895A	Front 29 x 12.50 - 15 TURF	6	50	\$260.00	\$20,474.00
ALR6803	Rear 44 x 18 - 20 TURF	4	200	\$673.00	
ALR8898	Front 27 / 10.50LL x 15 Galaxy Turf	6	72	\$254.00	\$20,490.00
ALR6804	Rear 41 / 18LL x 16.1 Galaxy Turf	6	113	\$687.00	

** Standard tires.

① For new tractor order with Backhoe application, order in lieu of -R Standard ROPS.



Grand L - 30 Series L4330GST

*** EQUIPMENT IN STANDARD MACHINE ***

DIESEL ENGINE

Model # V2203
4 Cyl., 134.1 cu. in.
Internal Balancers
+ 41.0 Net Eng. HP
+ 36.0 PTO HP
@ 2600 Eng. rpm
Indirect Injection (E-TVCS)
Charging Output 40 Amps
Radial Air Flow Cooling

HYDRAULICS

Open Center — Gear Type Dual
Pumps
4.7 gpm Power Steering
9.4 gpm Remote/3 Pt. Hitch
14.1 gpm Total Hyd. Flow
Cat I 3-point Hitch —
At lift Point 3860 lbs.
24" Behind 2760 lbs.

+ Manufacturer estimate.

FRONT AXLE

Hydrostatic Power Steering
Bevel Gear, 4WD
Cast Iron
Tread Spacing, Nonadjustable

DRIVE TRAIN

12 Forward / 8 Reverse
Glideshift w / Synchro Shuttle
Mech. Wet Disc Brakes
Clutch - Single Dry Plate
Differential Lock

FLUID CAPACITY

Fuel Tank 10.6 gal.
Cooling System 7.9 qts.
Crankcase 8.7 qts.
Transmission and
Hydraulics 11.4 gal.
Front Axle 9.5 qts.

POWER TAKE OFF

Rear - 1 Speed Live Hyd. Independ-
ent
540 rpm @ 2550 Eng. rpm

SAFETY EQUIPMENT

ROPS w/Retractable Seat Belt
Safety Start Switch
Large Adj. Reclining Seat w/Arm
Rests
Parking Brakes
Tilt Steering Wheel
Electric Key Shut-off
Wide Anti-Slip Step
ISO Mounted Platform
Turn Signals
SMV Sign
Telescoping Lower Links
Operator Presence Control System

IntelliPanel™

Lighted Communications Symbols
Standard Tachometer
Digital Read for Speed, MPH, PTO
speeds, diagnostics system
Warning Symbols

TIRES AND WHEELS

Front 8.3 - 16 R1 AG
Rear 14.9 - 24 R1 AG

ORDER CODE	DESCRIPTION	APPROX. SHIP WT.	SUGGESTED LIST PRICE
*** STANDARD MACHINE WITH STANDARD TIRES ***			
L4330GST-R	4WD TRACTOR with 2 Post Standard Rigid ROPS (84.8" High)	3060	\$ 21,155.00
L4330GST-F①	4WD TRACTOR with 2 Post High Profile Foldable ROPS (91.1" High)	3080	\$ 21,155.00

TIRES AND WHEELS (priced per Piece)					Price with Tire Option
ORDER CODE	DESCRIPTION	PLY RATING	APPROX. SHIP WT.	SUGG. LIST PRICE	L4330GST-R / L4330GST-F SUGG. LIST
ABR8753B**	Front 8.3 - 16 R1 AG	6	65	\$201.00	\$21,155.00
ALR6809**	Rear 14.9 - 24 R1 AG	6	250	\$520.00	
ALR8869A	Front 10 - 16.5 R4 IND.	6	81	\$286.00	\$21,571.00
ALR6807	Rear 17.5L - 24 R4 IND	6	235	\$643.00	
ALR8895A	Front 29 x 12.50 - 15 TURF	6	50	\$260.00	\$21,579.00
ALR6803	Rear 44 x 18 - 20 TURF	4	200	\$673.00	
ALR8898	Front 27 / 10.50LL x 15 Galaxy Turf	6	72	\$254.00	\$21,595.00
ALR6804	Rear 41 / 18LL x 16.1 Galaxy Turf	6	113	\$687.00	

** Standard tires.

① For new tractor order with Backhoe application, order in lieu of -R Standard ROPS.

Prices and specifications subject to change without notice. F.O.B. KTC designated shipping point.
Complete revision January 1, 2007.

Grand L - 30 Series

L4330HST



*** EQUIPMENT IN STANDARD MACHINE ***

DIESEL ENGINE

Model # V2203
4 Cyl., 134.1 cu. in.
Internal Balancers
+ 41.0 Net Eng. HP
+ 34.5 PTO HP
@ 2600 Eng. rpm
Indirect Injection (E-TVCS)
Charging Output 40 Amps
Radial Air Flow Cooling

HYDRAULICS

Open Center — Gear Type Dual
Pumps
4.7 gpm Power Steering
9.4 gpm Remote/3 Pt. Hitch
14.1 gpm Total Hyd. Flow
Cat I 3-point Hitch —
At lift Point 3860 lbs.
24" Behind 2760 lbs.

+ Manufacturer estimate.

FRONT AXLE

Hydrostatic Power Steering
Bevel Gear, 4WD
Cast Iron
Tread Spacing, Nonadjustable

DRIVE TRAIN

Feather-Step HST
3 Speed Low-Medium-High
Mech. Wet Disc Brakes
Clutch - Single Dry Plate
Differential Lock
Mech. Lever Cruise Control

FLUID CAPACITY

Fuel Tank 10.6 gal.
Cooling System 7.9 qts.
Crankcase 8.7 qts.
Transmission and
Hydraulics 11.4 gal.
Front Axle 9.5 qts.

POWER TAKE OFF

Rear - 1 Speed Live Hyd. Independent
540 rpm @ 2550 Eng. rpm

SAFETY EQUIPMENT

ROPS w/Retractable Seat Belt
Safety Start Switch
Large Adj. Reclining Seat w/Arm
Rests
Parking Brakes
Tilt Steering Wheel
Electric Key Shut-off
Wide Anti-Slip Step
ISO Mounted Platform
Turn Signals
SMV Sign
Telescoping Lower Links
Operator Presence Control System

IntelliPanel™

Lighted Communications Symbols
Standard Tachometer
Digital Read for Speed, MPH, PTO
speeds, diagnostics system
Warning Symbols

TIRES AND WHEELS

Front 8.3 - 16 R1 AG
Rear 14.9 - 24 R1 AG

ORDER CODE	DESCRIPTION	APPROX. SHIP WT.	SUGGESTED LIST PRICE
*** STANDARD MACHINE WITH STANDARD TIRES ***			
L4330HST-R	4WD TRACTOR with 2 Post Standard Rigid ROPS (84.8" High)	3115	\$ 21,636.00
L4330HST-F①	4WD TRACTOR with 2 Post High Profile Foldable ROPS (91.1" High)	3124	\$ 21,636.00

TIRES AND WHEELS (priced per Piece)					Price with Tire Option
ORDER CODE	DESCRIPTION	PLY RATING	APPROX. SHIP WT.	SUGG. LIST PRICE	L4330HST-R / L4330HST-F SUGG. LIST
ABR8753B**	Front 8.3 - 16 R1 AG	6	65	\$201.00	\$21,636.00
ALR6809**	Rear 14.9 - 24 R1 AG	6	250	\$520.00	
ALR8869A	Front 10 - 16.5 R4 IND.	6	81	\$286.00	\$22,052.00
ALR6807	Rear 17.5L - 24 R4 IND	6	235	\$643.00	
ALR8895A	Front 29 x 12.50 - 15 TURF	6	50	\$260.00	\$22,060.00
ALR6803	Rear 44 x 18 - 20 TURF	4	200	\$673.00	
ALR8898	Front 27 / 10.50LL x 15 Galaxy Turf	6	72	\$254.00	\$22,076.00
ALR6804	Rear 41 / 18LL x 16.1 Galaxy Turf	6	113	\$687.00	

** Standard tires.

① For new tractor order with Backhoe application, order in lieu of -R Standard ROPS.

Prices and specifications subject to change without notice. F.O.B. KTC designated shipping point.
Complete revision January 1, 2007.



Grand L - 30 Series L4330HSTC (CAB MODEL)

*** EQUIPMENT IN STANDARD MACHINE ***

DIESEL ENGINE

Model # V2203
4 Cyl., 134.1 cu. in.
Internal Balancers
+ 41.0 Net Eng. HP
+ 34.5 PTO HP
@ 2600 Eng. rpm
Indirect Injection (E-TVCS)
Charging Output 60 Amps
Radial Air Flow Cooling

HYDRAULICS

Open Center — Gear Type Dual
Pumps
4.7 gpm Power Steering
9.4 gpm Remote/3 Pt. Hitch
14.1 gpm Total Hyd. Flow
Cat I 3-point Hitch —
At lift Point 3860 lbs.
24" Behind 2760 lbs.

FRONT AXLE

Hydrostatic Power Steering
Bevel Gear, 4WD
Cast Iron
Tread Spacing, Nonadjustable

+ Manufacturer estimate.

DRIVE TRAIN

Feather-Step HST
3 Speed Low-Medium-High
Mech. Wet Disc Brakes
Clutch - Single Dry Plate
Differential Lock
Mech. Lever Cruise Control

FLUID CAPACITY

Fuel Tank 10.6 gal.
Cooling System 7.9 qts.
Crankcase 8.7 qts.
Transmission and
Hydraulics 11.4 gal.
Front Axle 9.5 qts.

POWER TAKE OFF

Rear - 1 Speed Live Hyd. Independent
540 rpm @ 2550 Eng. rpm

TIRES AND WHEELS

Front 8.3 - 16 R1 AG
Rear 14.9 - 24 R1 AG

SAFETY EQUIPMENT/CAB

ROPS Certified Cab w / Retractable
Seat Belt
Flat Deck w/Hanging Pedals
Tilt Steering Wheel
Large Adj. Reclining Cloth Seat w/
Arm Rests
Color Coded Controls
Safety Start Switches
Electric Key Shut Off
Brake Lights
2 Frt. Work Lights
Hazard Lights w/Turn Signals Wide
Anti-Slip Steps
ISO-Mounted Cab Platform
Heater and A/C
Frt. Wiper w/Washer (2 speed)
Radio-wired
Parking Brakes
SMV Sign
Telescoping Lower Links
Operator Presence Control System

IntelliPanel™

Lighted Communications Symbols
Standard Tachometer
Digital Read for Speed, MPH, PTO
speeds, diagnostics system
Warning Symbols

ORDER CODE	DESCRIPTION	APPROX. SHIP WT.	SUGGESTED LIST PRICE
*** STANDARD MACHINE WITH STANDARD TIRES ***			
L4330HSTC	4WD CAB TRACTOR	3410	\$ 26,829.00

TIRES AND WHEELS (priced per Piece)					Price with Tire Option
ORDER CODE	DESCRIPTION	PLY RATING	APPROX. SHIP WT.	SUGG. LIST PRICE	L4330HSTC SUGG. LIST
ABR8753B**	Front 8.3 - 16 R1 AG	6	65	\$201.00	\$26,829.00
ALR6809**	Rear 14.9 - 24 R1 AG	6	250	\$520.00	
ALR8869A	Front 10 - 16.5 R4 IND.	6	81	\$286.00	\$27,245.00
ALR6807	Rear 17.5L - 24 R4 IND	6	235	\$643.00	
ALR8895A	Front 29 x 12.50 - 15 TURF	6	50	\$260.00	\$27,253.00
ALR6803	Rear 44 x 18 - 20 TURF	4	200	\$673.00	
ALR8898	Front 27 / 10.50LL x 15 Galaxy Turf	6	72	\$254.00	\$27,269.00
ALR6804	Rear 41 / 18LL x 16.1 Galaxy Turf	6	113	\$687.00	

** Standard tires.

Prices and specifications subject to change without notice. F.O.B. KTC designated shipping point.
Complete revision January 1, 2007.

Grand L - 30 Series

L4630DT



*** EQUIPMENT IN STANDARD MACHINE ***

DIESEL ENGINE

Model # V2203
4 Cyl., 134.1 cu. in.
Internal Balancers
+ 44.7 Net Eng. HP
+ 39.5PTO HP
@ 2700 Eng. rpm
Indirect Injection (E-TVCS)
Charging Output 40 Amps
Radial Air Flow Cooling

HYDRAULICS

Open Center — Gear Type Dual
Pumps
4.9 gpm Power Steering
9.8 gpm Remote/3 Pt. Hitch
14.7 gpm Total Hyd. Flow
Cat I 3-point Hitch —
At lift Point 3860 lbs.
24" Behind 2760 lbs.

+ Manufacturer estimate.

FRONT AXLE

Hydrostatic Power Steering
Bevel Gear, 4WD
Cast Iron
Tread Spacing, Nonadjustable

DRIVE TRAIN

8 Forward / 8 Reverse
Manual w/Synchro Main and
Shuttle Transmission
Mech. Wet Disc Brakes
Clutch — Single Dry Plate
Differential Lock

FLUID CAPACITY

Fuel Tank 10.6 gal.
Cooling System 7.9 qts.
Crankcase 8.7 qts.
Transmission and
Hydraulics 11.4 gal.
Front Axle 9.5 qts.

POWER TAKE OFF

Rear - 1 Speed Live Hyd. Independ-
ent
540 rpm @ 2550 Eng. rpm

SAFETY EQUIPMENT

ROPS w/Retractable Seat Belt
Safety Start Switch
Large Adj. Reclining Seat w/Arm
Rests
Parking Brakes
Tilt Steering Wheel
Electric Key Shut-off
Wide Anti-Slip Step
ISO Mounted Platform
Turn Signals
SMV Sign
Telescoping Lower Links
Operator Presence Control System

IntelliPanel™

Lighted Communications Symbols
Standard Tachometer
Digital Read for Speed, MPH, PTO
speeds, diagnostics system
Warning Symbols

TIRES AND WHEELS

Front 8.3 - 16 R1 AG
Rear 14.9 - 24 R1 AG

ORDER CODE	DESCRIPTION	APPROX. SHIP WT.	SUGGESTED LIST PRICE
*** STANDARD MACHINE WITH STANDARD TIRES ***			
L4630DT-R	4WD TRACTOR with 2 Post Standard Rigid ROPS (84.8" High)	3035	\$ 21,675.00
L4630DT-F①	4WD TRACTOR with 2 Post High Profile Foldable ROPS (91.1" High)	3036	\$ 21,675.00

TIRES AND WHEELS (priced per Piece)					Price with Tire Option
ORDER CODE	DESCRIPTION	PLY RATING	APPROX. SHIP WT.	SUGG. LIST PRICE	L4630DT-R / L4630DT-F SUGG. LIST
ABR8753B**	Front 8.3 - 16 R1 AG	6	65	\$201.00	\$21,675.00
ALR6809**	Rear 14.9 - 24 R1 AG	6	250	\$520.00	
ALR8869A	Front 10 - 16.5 R4 IND.	6	81	\$286.00	\$22,091.00
ALR6807	Rear 17.5L - 24 R4 IND	6	235	\$643.00	
ALR8895A	Front 29 x 12.50 - 15 TURF	6	50	\$260.00	\$22,099.00
ALR6803	Rear 44 x 18 - 20 TURF	4	200	\$673.00	
ALR8898	Front 27 / 10.50LL x 15 Galaxy Turf	6	72	\$254.00	\$22,115.00
ALR6804	Rear 41 / 18LL x 16.1 Galaxy Turf	6	113	\$687.00	

** Standard tires.

① For new tractor order with Backhoe application, order in lieu of -R Standard ROPS.



Grand L - 30 Series L4630GST

*** EQUIPMENT IN STANDARD MACHINE ***

DIESEL ENGINE

Model # V2203
4 Cyl., 134.1 cu. in.
Internal Balancers
+ 44.7 Net Eng. HP
+ 39.5 PTO HP
@ 2700 Eng. rpm
Indirect Injection (E-TVCS)
Charging Output 40 Amps
Radial Air Flow Cooling

HYDRAULICS

Open Center — Gear Type Dual
Pumps
4.9 gpm Power Steering
9.8 gpm Remote/3 Pt. Hitch
14.7 gpm Total Hyd. Flow
Cat I 3-point Hitch —
At lift Point 3860 lbs.
24" Behind 2760 lbs.

FRONT AXLE

Hydrostatic Power Steering
Bevel Gear, 4WD
Cast Iron
Tread Spacing, Nonadjustable

DRIVE TRAIN

Glide Shift w/ Synchro Shuttle
12 Forward / 8 Reverse
Mech. Wet Disc Brakes
Clutch - Single Dry Plate
Differential Lock (Rear)
Front Axle, 4WD Bevel Gear

FLUID CAPACITY

Fuel Tank 10.6 gal.
Cooling System 7.9 qts.
Crankcase 8.7 qts.
Transmission and
Hydraulics 11.4 gal.
Front Axle 9.5 qts.

POWER TAKE OFF

Rear - 1 Speed Live Hyd. Independent
540 rpm @ 2550 Eng. rpm

TIRES AND WHEELS

Front 8.3 - 16 R1 AG
Rear 14.9 - 24 R1 AG

OPERATOR PLATFORM

Tilt Steering Wheel
Flat Deck w/Hanging Pedals
Adj. Suspension Reclining Seat w/Arm
Rests
Colored Coded Controls

SAFETY EQUIPMENT

ROPS w/Retractable Seat Belt
Safety Start Switch
Parking Brakes
Electric Key Shut-off
Wide Anti-Slip Step
ISO Mounted Platform
Turn Signals
SMV Sign
Telescoping Lower Links
Operator Presence Control System

IntelliPanel™

Lighted Communications Symbols
Standard Tachometer
Digital Read for Speed, MPH, PTO
speeds, diagnostics system
Warning Symbols

+ Manufacturer estimate.

ORDER CODE	DESCRIPTION	APPROX. SHIP WT.	SUGGESTED LIST PRICE
*** STANDARD MACHINE WITH STANDARD TIRES ***			
L4630GST-R	4WD TRACTOR 2 Post Standard Rigid ROPS (84.8" High)	3070	\$ 22,780.00
L4630GST-F①	4WD TRACTOR 2 Post High Profile Foldable ROPS (91.1" High)	3076	\$ 22,780.00

TIRES AND WHEELS (priced per Piece)					Price with Tire Option
ORDER CODE	DESCRIPTION	PLY RATING	APPROX. SHIP WT.	SUGG. LIST PRICE	L4630GST-R / L4630GST-F SUGG. LIST
ABR8753B**	Front 8.3 - 16 R1 AG	6	65	\$201.00	\$22,780.00
ALR6809**	Rear 14.9 - 24 R1 AG	6	250	\$520.00	
ALR8869A	Front 10 - 16.5 R4 IND.	6	81	\$286.00	\$23,196.00
ALR6807	Rear 17.5L - 24 R4 IND	6	235	\$643.00	
ALR8895A	Front 29 x 12.50 - 15 TURF	6	50	\$260.00	\$23,204.00
ALR6803	Rear 44 x 18 - 20 TURF	4	200	\$673.00	
ALR8898	Front 27 / 10.50LL x 15 Galaxy Turf	6	72	\$254.00	\$23,220.00
ALR6804	Rear 41 / 18LL x 16.1 Galaxy Turf	6	113	\$687.00	

** Standard tires.

① For new tractor order with Backhoe application, order in lieu of -R Standard ROPS.

Prices and specifications subject to change without notice. F.O.B. KTC designated shipping point.
Complete revision January 1, 2007.

Grand L - 30 Series

L4630HST



*** EQUIPMENT IN STANDARD MACHINE ***

DIESEL ENGINE

Model # V2203
4 Cyl., 134.1 cu. in.
Internal Balancers
+ 44.7 Net Eng. HP
+ 38 PTO HP
@ 2700 Eng. rpm
Indirect Injection (E-TVCS)
Charging Output 40 Amps
Radial Air Flow Cooling

HYDRAULICS

Open Center — Gear Type Dual
Pumps
4.9 gpm Power Steering
9.8 gpm Remote/3 Pt. Hitch
14.7 gpm Total Hyd. Flow
Cat I 3-point Hitch —
At lift Point 3860 lbs.
24" Behind 2760 lbs.

FRONT AXLE

Hydrostatic Power Steering
Bevel Gear, 4WD
Cast Iron
Tread Spacing, Nonadjustable

DRIVE TRAIN

Feather Step HST
Mechanical Lever Cruise Control
Three Range Transmission
(Low / Medium / High)
Mech. Wet Disc Brakes
Clutch — Single Dry Plate
Differential Lock (Rear)
Front Axle, 4WD Bevel Gear

FLUID CAPACITY

Fuel Tank 10.6 gal.
Cooling System 7.9 qts.
Crankcase 8.7 qts.
Transmission and
Hydraulics 11.4 qts.
Front Axle 9.5 qts.

POWER TAKE OFF

Rear - 1 Speed Live Hyd. Independent
540 rpm @ 2550 Eng. rpm

TIRES AND WHEELS

Front 8.3 - 16 R1 AG
Rear 14.9 - 24 R1 AG

OPERATOR PLATFORM

Tilt Steering Wheel
Flat Deck w/Hanging Pedals
Adj. Suspension Reclining Seat w/Arm
Rests
Colored Coded Controls

SAFETY EQUIPMENT

ROPS w/Retractable Seat Belt
Safety Start Switch
Parking Brakes
Electric Key Shut-off
Wide Anti-Slip Step
ISO Mounted Platform
Turn Signals
SMV Sign
Telescoping Lower Links
Operator Presence Control System

IntelliPanel™

Lighted Communications Symbols
Standard Tachometer
Digital Read for Speed, MPH, PTO
speeds, diagnostics system
Warning Symbols

+ Manufacturer estimate.

ORDER CODE	DESCRIPTION	APPROX. SHIP WT.	SUGGESTED LIST PRICE
*** STANDARD MACHINE WITH STANDARD TIRES ***			
L4630HST-R	4WD TRACTOR with 2 Post Standard Rigid ROPS (84.8" High)	3125	\$ 23,261.00
L4630HST-F①	4WD TRACTOR with 2 Post High Profile Foldable ROPS (91.1" High)	3128	\$ 23,261.00

TIRES AND WHEELS (priced per Piece)					Price with Tire Option
ORDER CODE	DESCRIPTION	PLY RATING	APPROX. SHIP WT.	SUGG. LIST PRICE	L4630HST-R / L4630HST-F SUGG. LIST
ABR8753B**	Front 8.3 - 16 R1 AG	6	65	\$201.00	\$23,261.00
ALR6809**	Rear 14.9 - 24 R1 AG	6	250	\$520.00	
ALR8869A	Front 10 - 16.5 R4 IND.	6	81	\$286.00	\$23,677.00
ALR6807	Rear 17.5L - 24 R4 IND	6	235	\$643.00	
ALR8895A	Front 29 x 12.50 - 15 TURF	6	50	\$260.00	\$23,685.00
ALR6803	Rear 44 x 18 - 20 TURF	4	200	\$673.00	
ALR8898	Front 27 / 10.50LL x 15 Galaxy Turf	6	72	\$254.00	\$23,701.00
ALR6804	Rear 41 / 18LL x 16.1 Galaxy Turf	6	113	\$687.00	

**Standard tires.

① for new tractor order with Backhoe application, order in lieu of -R Standard ROPS.



Grand L - 30 Series L4630GSTC (CAB MODEL)

*** EQUIPMENT IN STANDARD MACHINE ***

DIESEL ENGINE

Model # V2203
4 Cyl. 134.1 cu. In.
Internal Balancers
+ 44.7 Net Eng. HP
+ 39.5 PTO HP
@ 2700 Eng. rpm
Indirect Injection (E-TVCS)
12V - 582 CCA Battery
Charging Output 60 Amps

HYDRAULICS

Open Center — Gear Type, Dual
Pump
4.9 gpm Power Steering
9.8 gpm Remote/3 Pt. Hitch
14.7 gpm Total Hyd. Flow
Cat I 3-point Hitch
At lift Point 3860 lbs.
24" Behind 2760 lbs.

FRONT AXLE

Hydrostatic Power Steering
Bevel Gear, 4WD
Cast Iron
Tread Spacing, Nonadjustable

DRIVE TRAIN

Glide Shift w/ Synchro Shuttle
24 Forward / 16 Reverse
Creep Speed Standard
Mech. Wet Disc Brakes
Clutch - Single Dry Plate
Differential Lock (Rear)
Front Axle, 4WD Bevel Gear

FLUID CAPACITY

Fuel Tank 10.6 gal.
Cooling System 7.9 qts.
Crankcase 8.7 qts.
Transmission and
Hydraulics 11.4 qts.
Front Axle 9.5 qts.

POWER TAKE OFF

Rear - 1 Speed Live Hyd. Independ-
ent
540 rpm @ 2550 Eng. rpm

TIRES AND WHEELS

Front 8.3 x 16 R1
Rear 14.9 x 24 R1

SAFETY EQUIPMENT/CAB

ROPS Certified Cab
Retractable Seat Belt
Flat Deck w/Hanging Pedals
Tilt Steering Wheel
Large Adj. Reclining Cloth Seat w/
Arm Rests
Color Coded Controls
Safety Start Switches
Electric Key Shut Off
Brake Lights, 2 Frt. Work Lights
Hazard Lights w/Turn Signals Wide
Anti-Slip Steps
ISO-Mounted Cab Platform
Radio-wired
Heater and A/C, Standard
Frt. Wiper w/Washer (2 speed)
Wet Disc Brakes
Parking Brakes
Flip-Up PTO Shield
SMV Sign
Telescoping Lower Links
Operator Presence Control System

IntelliPanel™

Lighted Communications Symbols
Standard Tachometer
Digital Read for Speed, MPH, PRO
speeds, diagnostics system
Warning Symbols

+ Manufacturer estimate.

ORDER CODE	DESCRIPTION	APPROX. SHIP WT.	SUGGESTED LIST PRICE
---------------	-------------	---------------------	-------------------------

*** STANDARD MACHINE WITH STANDARD TIRES ***

L4630GSTC	4WD CAB TRACTOR with Std. Tires	3375	\$ 28,261.00
-----------	---------------------------------	------	--------------

TIRES AND WHEELS (priced per Piece)					Price with Tire Option
ORDER CODE	DESCRIPTION	PLY RATING	APPROX. SHIP WT.	SUGG. LIST PRICE	L4630GSTC SUGG. LIST
ABR8753B**	Front 8.3 - 16 R1 AG	6	65	\$201.00	\$28,261.00
ALR6809**	Rear 14.9 - 24 R1 AG	6	250	\$520.00	
ALR8869A	Front 10 - 16.5 R4 IND.	6	81	\$286.00	\$28,677.00
ALR6807	Rear 17.5L - 24 R4 IND	6	235	\$643.00	
ALR8895A	Front 29 x 12.50 - 15 TURF	6	50	\$260.00	\$28,685.00
ALR6803	Rear 44 x 18 - 20 TURF	4	200	\$673.00	
ALR8898	Front 27 / 10.50LL x 15 Galaxy Turf	6	72	\$254.00	\$28,701.00
ALR6804	Rear 41 / 18LL x 16.1 Galaxy Turf	6	113	\$687.00	

** Standard tires.

Prices and specifications subject to change without notice. F.O.B. KTC designated shipping point.
Complete revision January 1, 2007.

Grand L - 30 Series

L5030GST

Not available in Nebraska



*** EQUIPMENT IN STANDARD MACHINE ***

DIESEL ENGINE

Model # V2403
4 Cyl. 148.5 cu. in.
Internal Balancers
+ 50 Net Eng. HP
+ 44.0 PTO HP
@ 2700 Eng. rpm
Indirect Injection (E-TVCS)
12V – 582 CCA Battery
Charging Output 45 Amps

HYDRAULICS

Open Center — Gear Type, Dual
Pumps
4.9 gpm Power Steering
9.8 gpm Remote/3 Pt. Hitch
14.7 gpm Total Hyd. Flow
Cat I or II 3-point Hitch
At lift Point 3860 lbs.
24" Behind 2980 lbs.

FRONT AXLE

Hydrostatic Power Steering
Bevel Gear, 4WD
Cast Iron
Tread Spacing, Nonadjustable

DRIVE TRAIN

Glide Shift w/ Synchro Shuttle
12 Forward / 8 Reverse
Mech. Wet Disc Brakes
Clutch – Single Dry Plate
Differential Lock (Rear)
Front Axle, 4WD Bevel Gear

FLUID CAPACITY

Fuel Tank 11.4 gal.
Cooling System 8.5 qts.
Crankcase 8.7 qts.
Transmission and
Hydraulics 11.9 qts.
Front Axle 9.5 qts.

POWER TAKE OFF

Rear - 1 Speed Live Hyd. Independent
540 rpm @ 2550 Eng. rpm

TIRES AND WHEELS

Front 9.5 x 16 AG
Rear 14.9 x 26 AG

OPERATOR PLATFORM

Tilt Steering Wheel
Flat Deck w/Hanging Pedals
Adj. Suspension Reclining Seat w/
Arm Rests
Colored Coded Controls

SAFETY EQUIPMENT

ROPS w/Retractable Seat Belt
Safety Start Switch
Parking Brakes
Electric Key Shut-off
Wide Anti-Slip Step
ISO Mounted Platform
Turn Signals
SMV Sign
Telescoping Lower Links
Operator Presence Control System

IntelliPanel™

Lighted Communications Symbols
Standard Tachometer
Digital Read for Speed, MPH, PTO
speeds, diagnostics system
Warning Symbols

+ Manufacturer estimate.

ORDER CODE	DESCRIPTION	APPROX. SHIP WT.	SUGGESTED LIST PRICE
*** STANDARD MACHINE WITH STANDARD TIRES ***			
L5030GST-R	4WD TRACTOR 2 Post Standard Rigid ROPS (86.2" High)	3180	\$ 24,368.00
L5030GST-F①	4WD TRACTOR 2 Post High Profile Foldable ROPS (92.7" High)	3190	\$ 24,368.00

TIRES AND WHEELS (priced per Piece) L5030GST-F AND L5030GST-R					Price with Tire Option
ORDER CODE	DESCRIPTION	PLY RATING	APPROX. SHIP WT.	SUGG. LIST PRICE	L5030GST-F and L5030GST-R SUGG. LIST
AMXR8860A**	Front 9.5 - 16 FSL - 15 AG	6	86	\$230.00	\$24,368.00
AMXR8857**	Rear 14.9 - 26 HI-Power Lug AG	6	260	\$673.00	
AMXR8860A	Front 9.5 - 16 FSL - 15 AG	6	86	\$230.00	\$24,368.00
AMXR8813	Rear 13.6 - 28 R1 AG	6	260	\$673.00	
ALR8869A	Front 10 - 16.5 R4 IND	6	81	\$286.00	\$24,576.00
AMXR8858A	Rear 17.5L - 24 R4 IND	6	265	\$721.00	
ALR8895A	Front 29 x 12.50 - 15 TURF	6	50	\$260.00	\$24,428.00
ALR6802	Rear 44 x 18 - 20 TURF	4	200	\$673.00	
ALR8898	Front 27 - 1050LL x 15 Galaxy Turf	6	72	\$254.00	\$24,446.00
ALR6805	Rear 41 - 18LL x 16.1 Galaxy Turf	6	113	\$688.00	

** Standard tires.

① For new tractor order with Backhoe application, order in lieu of -R Standard ROPS.

Prices and specifications subject to change without notice. F.O.B. KTC designated shipping point.
Complete revision January 1, 2007.



Not available in Nebraska

Grand L - 30 Series L5030HST

*** EQUIPMENT IN STANDARD MACHINE ***

DIESEL ENGINE

Model # V2403
4 Cyl. 148.5 cu. in.
Internal Balancers
+ 50 Net Eng. HP
+ 42.5 PTO HP
@ 2700 Eng. rpm
Indirect Injection (E-TVCS)
12V – 582 CCA Battery
Charging Output 45 Amps

HYDRAULICS

Open Center — Gear Type, Dual
Pumps
4.9 gpm Power Steering
9.8 gpm Remote/3 Pt. Hitch
14.7 gpm Total Hyd. Flow
Cat I or II 3-point Hitch
At lift Point 3860 lbs.
24" Behind 2980 lbs.

FRONT AXLE

Hydrostatic Power Steering
Bevel Gear, 4WD
Cast Iron
Tread Spacing, Nonadjustable

DRIVE TRAIN

Feather Step HST
Mechanical Lever Cruise Control
Three Range Transmission
(Low / Medium / High)
Mech. Wet Disc Brakes
Clutch – Single Dry Plate
Differential Lock (Rear)
Front Axle, 4WD Bevel Gear

FLUID CAPACITY

Fuel Tank	11.4 gal.
Cooling System	8.5 qts.
Crankcase	8.7 qts.
Transmission and Hydraulics	11.9 qts.
Front Axle	9.5 qts.

POWER TAKE OFF

Rear - 1 Speed Live Hyd. Independent
540 rpm @ 2550 Eng. rpm

OPERATOR PLATFORM

Tilt Steering Wheel
Flat Deck w/Hanging Pedals
Adj. Suspension Reclining Seat w/
Arm Rests
Colored Coded Controls

SAFETY EQUIPMENT

ROPS w/Retractable Seat Belt
Safety Start Switch
Parking Brakes
Electric Key Shut-off
Wide Anti-Slip Step
ISO Mounted Platform
Turn Signals
SMV Sign
Telescoping Lower Links
Operator Presence Control System

IntelliPanel™

Lighted Communications Symbols
Standard Tachometer
Digital Read for Speed, MPH, PTO
speeds, diagnostics system

TIRES AND WHEELS

Front 9.5 x 16 AG
Rear 14.9 x 24 AG

+ Manufacturer estimate.

ORDER CODE	DESCRIPTION	APPROX. SHIP WT.	SUGGESTED LIST PRICE
---------------	-------------	---------------------	-------------------------

*** STANDARD MACHINE WITH STANDARD TIRES ***

L5030HST-R	4WD TRACTOR with 2 Post Standard Rigid ROPS (86.2" High)	3200	\$ 24,848.00
L5030HST-F①	4WD TRACTOR with 2 Post High Profile Foldable ROPS (92.7" High)	3238	\$ 24,848.00

TIRES AND WHEELS (priced per Piece) L5030HST-F AND L5030HST-R					Price with Tire Option
ORDER CODE	DESCRIPTION	PLY RATING	APPROX. SHIP WT.	SUGG. LIST PRICE	L5030HST-F / L5030HST-R SUGG. LIST
AMXR8860A**	Front 9.5 - 16 FSL - 15 AG	6	86	\$230.00	\$24,848.00
AMXR8857**	Rear 14.9 - 26 HI-Power Lug AG	6	260	\$673.00	
AMXR8860A	Front 9.5 - 16 FSL - 15 AG	6	86	\$230.00	\$24,848.00
AMXR8813	Rear 13.6 - 28 R1 AG	6	260	\$673.00	
ALR8869A	Front 10 - 16.5 R4 IND	6	81	\$286.00	\$25,056.00
AMXR8858A	Rear 17.5L - 24 R4 IND	6	265	\$721.00	
ALR8895A	Front 29 x 12.50 - 15 TURF	6	50	\$260.00	\$24,908.00
ALR6802	Rear 44 x 18 - 20 TURF	4	200	\$673.00	
ALR8898	Front 27 - 1050LL x 15 Galaxy Turf	6	72	\$254.00	\$24,926.00
ALR6805	Rear 41 - 18LL x 16.1 Galaxy Turf	6	113	\$688.00	

** Standard tires.

① For new tractor order with Backhoe application, order in lieu of -R Standard ROPS.

Prices and specifications subject to change without notice. F.O.B. KTC designated shipping point.
Complete revision January 1, 2007.

Grand L - 30 Series

L5030HSTC (CAB MODEL)

Not available in Nebraska



*** EQUIPMENT IN STANDARD MACHINE ***

DIESEL ENGINE

Model # V2403
4 Cyl. 148.5 cu. in.
Internal Balancers
+ 50 Net Eng. HP
+ 42.5 PTO HP
@ 2700 Eng. rpm
Indirect Injection (E-TVCS)
12V – 582 CCA Battery
Charging Output 60 Amps

HYDRAULICS

Open Center -Gear Type, Dual
Pumps
4.9 gpm Power Steering
9.8gpm Remote/3 Pt. Hitch
14.7 gpm Total Hyd. Flow
Cat I or II 3-point Hitch
At lift Point 3860 lbs.
24" Behind 2980 lbs.

FRONT AXLE

Hydrostatic Power Steering
Bevel Gear, 4WD
Cast Iron
Tread Spacing, Nonadjustable

DRIVE TRAIN

Feather Step HST
Mechanical Lever Cruise Control
Three Range Transmission
(Low / Medium / High)
Mech. Wet Disc Brakes
Clutch – Single Dry Plate
Differential Lock (Rear)

FLUID CAPACITY

Fuel Tank 11.4 gal.
Cooling System 8.5 qts.
Crankcase 8.7 qts.
Transmission and
Hydraulics 11.9 qts.
Front Axle 9.5 qts.

POWER TAKE OFF

Rear - 1 Speed Live Hyd. Independent
540 rpm @ 2550 Eng. rpm

TIRES AND WHEELS

Front 9.5 x 16 AG
Rear 14.9 x 26 AG

SAFETY EQUIPMENT/CAB

ROPS Certified Cab
Retractable Seat Belt
Flat Deck w/Hanging Pedals
Tilt Steering Wheel
Large Adj. Reclining Cloth Seat w/
Arm Rests
Color Coded Controls
Safety Start Switches
Electric Key Shut Off
Brake Lights, 2 Ft. Work Lights
Hazard Lights w/Turn Signals Wide
Anti-Slip Steps
ISO-Mounted Cab Platform
Radio-wired
Heater and A/C, Standard
Frt. Wiper w/Washer (2 speed)
Wet Disc Brakes
Parking Brakes
Flip-Up PTO Shield
SMV Sign
Telescoping Lower Links
Operator Presence Control System

IntelliPanel™

Lighted Communications Symbols
Standard Tachometer
Digital Read for Speed, MPH, PTO
speeds, diagnostics system

+ Manufacturer estimate.

ORDER CODE	DESCRIPTION	APPROX. SHIP WT.	SUGGESTED LIST PRICE
---------------	-------------	---------------------	-------------------------

*** STANDARD MACHINE WITH STANDARD TIRES ***

L5030HSTC	4WD CAB TRACTOR and Std. Tires	3546	\$ 30,041.00
-----------	--------------------------------	------	--------------

TIRES AND WHEELS (priced per Piece) L5030HSTC					Price with Tire Option
ORDER CODE	DESCRIPTION	PLY RATING	APPROX. SHIP WT.	SUGG. LIST PRICE	L5030HSTC SUGG. LIST
AMXR8860A**	Front 9.5 - 16 FSL - 15 AG	6	86	\$230.00	\$30,041.00
AMXR8857**	Rear 14.9 - 26 Hi-Power Lug AG	6	260	\$673.00	
AMXR8860A	Front 9.5 - 16 FSL - 15 AG	6	86	\$230.00	\$30,041.00
AMXR8813	Rear 13.6 - 28 R1 AG	6	260	\$673.00	
ALR8869A	Front 10 - 16.5 R4 IND	6	81	\$286.00	\$30,249.00
AMXR8858A	Rear 17.5L - 24 R4 IND	6	265	\$721.00	
ALR8895A	Front 29 x 12.50 - 15 TURF	6	80	\$260.00	\$30,101.00
ALR6802	Rear 44 x 18 - 20 TURF	4	200	\$673.00	
ALR8898	Front 27 - 1050LL x 15 Galaxy Turf	6	72	\$254.00	\$30,119.00
ALR6805	Rear 41 - 18LL x 16.1 Galaxy Turf	6	113	\$688.00	

** Standard tires.

Prices and specifications subject to change without notice. F.O.B. KTC designated shipping point.
Complete revision January 1, 2007.



Grand L - 30 Series Implement Chart

	L3130	L3430	L3830	L4330	L4630	L5030
Heavy Duty Front Loader	LA513 LA723	LA513 LA723	LA723	LA853	LA853	LA853
Pallet Forks	K9048 (36")	K9048 (36")	K9048 (36")	K9048 (36") K9058 (42")	K9048 (36") K9058 (42")	K9048 (36") K9058 (42")
Pallet Fork Frame④	L2238	L2238	L2238	L2238	L2238	L2238
Bale Spear④	L2237	L2237	L2237	L2237	L2237	L2237
Loader Skid Steer Style⑤ Quick Coupler	L2230(A) (LA513) L2231(A) (LA723)	L2230(A) (LA513) L2231(A) (LA723)	L2231(A)	L2232(A)	L2232(A)	L2232(A)
Backhoe②	BL4690B BH90①⑥	BL4690B BH90①⑥	BL4690B BH90①⑥	BL4690B BH90①	BL4690B BH90①	BL4690B BH90①
Post Hole Digger	BL80A	BL80A	BL80A	BL80A	BL80A	BL80A
Mid-Mount Mower⑥	RC72-38	RC72-38	RC72-38	N/A	N/A	N/A
Rear Mount Mower	RFM-60 RFM-72	RFM-60 RFM-72	RFM-60 RFM-72	RFM-72	RFM-72	RFM-72
Snowblower (Front)③⑦	L2174A (62") L2185 (72")	L2174A (62") L2185 (72")	L2174A (62") L2185 (72")	L2174A (62") L2185 (72")	L2174A (62") L2185 (72")	L2174A (62") L2185 (72")
Snowblower (Rear)⑧	BL2664 (64") L2674 (74")	BL2664 (64") L2674 (74")	BL2664 (64") L2674 (74")	BL2664 (64") L2674 (74")	BL2664 (64") L2674 (74")	BL2664 (64") L2674 (74")
Box Scraper	L7565A L7576A	L7565A L7576A	L7565A L7576A	L7565A L7576A	L7565A L7576A	L7565A L7576A
Rotary Sweeper ⑦	L2062C (60") L2176 (72")	L2062C (60") L2176 (72")	L2062C (60") L2176 (72")	L2062C (60") L2176 (72")	L2062C (60") L2176 (72")	L2062C (60") L2176 (72")
Front Blade ⑦	L2172A (72") L2184 (84")	L2172A (72") L2184 (84")	L2172A (72") L2184 (84")	L2172A (72") L2184 (84")	L2172A (72") L2184 (84")	L2172A (72") L2184 (84")
Rotary Tiller	FL1521C	FL1521C	FL1521C	FL1521C	FL1521C	FL1521C

- ① L3130 and L3430 must have the LA723 Heavy Duty Loader installed to be compatible with BH90 (9' Backhoe). The LA513 is not approved for BH90 application. L3830 requires LA723 Loader, and L4330, L4630 and L5030 require LA853 Loader, for Backhoe installation.
- ② Tractor required to have Foldable ROPS for Backhoe application/installation. Backhoes are not compatible for Cab tractor needs.
- ③ Requires L2175B Chute Kit for a complete installation for either L2174A and L2185.
- ④ Requires skid steer style quick-coupler (L2230(A), L2231(A) or L2232(A)).
- ⑤ LA513: L2230 for Loader prior to s/n 20001, L2230A for Loader starting at s/n 20001.
LA723: L2231 for Loader prior to s/n 20001, L2231A for Loader starting at s/n 20001.
LA853: L2232 for Loader prior to s/n 20001, L2232A for Loader starting at s/n 20001.
- ⑥ RC72-38 not compatible with BH90.
- ⑦ Requires L2180-1 Quick Hitch
- ⑧ For complete installation, both BL2664 and L2674 Snowblowers require either a BL2665 Manual Chute Rotation Kit or a B2784 Hydraulic Chute Rotation Kit.

Grand L - 30 Series Attachment Chart



	L3130	L3430	L3830	L4330	L4630	L5030
Rigid ROPS & Seat Belt	SFL-343	SFL-343	SFL-463	SFL-463	SFL-463	SFL-503
Foldable ROPS & Seat Belt	SFL-F343	SFL-F343	SFL-F463	SFL-F463	SFL-F463	SFL-F503
Sunshade for ROPS	E1133 E1134	E1133 E1134	E1133 E1134	E1133 E1134	E1133 E1134	E1133 E1134
Seat Belt - Extra Length	70002-06605	70002-06605	70002-06605	70002-06605	70002-06605	70002-06605
Rear Wheel Weight ① (Max. 3/Wheel)	L8066A	L8066A	L8066A	L8066A	L8066A	LM8124
Front Weight Bracket ⑤	MX8068	MX8068	MX8068	MX8068	MX8068	MX8068
Rear Work Light (ROPS)	L8327	L8327	L8327	L8327	L8327	L8327
Front Bumper Weight(s) Max. 7	BL8060-1	BL8060-1	BL8060-1	BL8060-1	BL8060-1	BL8060-1
Rear Remote Hydraulics Sectional stackable valves Select double acting or Float Detent	L8305 Requires: L8303 or L8304	L8305 Requires: L8303 or L8304	L8305 Requires: L8303 or L8304	L8305 Requires: L8303 or L8304	L8305 Requires: L8303 or L8304	L8305 Requires: L8303 or L8304
Draft Control	L8312	L8312	L8312	L8312	L8312	L8312
Swinging Drawbar	L8325	L8325	L8325	L8325	L8325	L8325
Drawbar Clevis	L9496G	L9496G	L9496G	L9496G	L9496G	L9496G
Front Grille Guard②	L2233A	L2233A	L2233A	L2233A	L2233A	L2233A
Creep Speed Kit③	L8324	L8324	L8324	L8324	L8324	L8324
3-pt Top-N-Tilt Kit④	L8326	L8326	L8326	L8326	L8326	L8326
Mid-PTO Kit	L8313	L8313	L8313	L8313 Required: L8315 GST/DT ROPS only	L8313 Required: L8315 GST/DT ROPS only	L8314 Required: L8315 GST ROPS only
Spark Arrester	70000-01600	70000-01600	70000-01600	70000-01600	70000-01600	70000-01600
Ballast Box	L8170	L8170	L8170	L8170	L8170	L8170
Block Heater	70000-00297	70000-00297	70000-00297	70000-00297	70000-00297	70000-00297

CAB MODELS (L3430HSTC / L4330HSTC / L4630GSTC / L5030HSTC)

L8443A Rear Work Light Kit (2 Lights)

L8446A Rear Wiper Kit, Washer connects to Front -Wiper's Washer.

L8331 Defogger Kit (Corner Windows)

L8365 Cab Fender Extension Kit

RADIOS

L8332 Radio Mounting Kit. (Requires radio)

E9259 AM / FM / Weather Band / Cassette (requires Radio Mounting Kit)

E9276 AM / FM / Weather Band / CE (requires Radio Mounting Kit)

- ① Not compatible with ALR8603, LR6801, ALR6804 Turf Tires.
- ② Front Grille Guard for non-loader applications. If using BL8060-1 Front Bumper Weights in combination with L2233A Grille Guard and an L2180-1 Front Quick Hitch, then 70060-02225 Front Weight Bracket must be used. Order from Parts Department. Note: L2233A Loader Grille Guard is compatible with up to (4) BL8060-1 Front Suitcase Weights.
- ③ Not applicable to HST models.
- ④ Requires 2 or 3 Rear Hydraulic Remote depending on implement application. Please review Rear Remote Hydraulic section to select the correct remote configuration.
- ⑤ MX8068 Front Weight Bracket is not compatible with L2233A Grille Guard.



Grand L - 30 Series Dealer Installed Options

WHOLEGOODS NUMBERS	DESCRIPTION	APPROX. SHIP. WGT.	SUGGESTED LIST PRICE
MID-PTO Kits			
L8313	Mid-PTO Kit, L3130, L3430, L3830 L4330, L4630. (ROPS Models L4330, L4630 GST/DT Requires: Internal Gear Kit L8315)	21	\$ 310.00
L8314	Mid-PTO Kit, L5030 ROPS model L5030GST Requires: Internal Gear Kit L8315.	25	\$ 310.00
L8315	Mid-PTO Internal Gear Kit ROPS Models L4330, L4630 GST/DT Require L8313 Mid-PTO Kit & L5030GST Requires: Mid-PTO Kit L8314	25	\$ 206.00
REAR REMOTE HYDRAULICS			
Must order Base Kit and one Valve Section to complete installation.			
L8305	Base Kit and 1 st Lever Requires L8303 or L8304 Valve to complete Assembly	16	\$ 412.00
L8303	Double Acting Valve Section Requires: L8305 Base Kit	4	\$ 206.00
L8304	FD Float Detent Valve Section Requires: L8305 Base Kit	5	\$ 258.00
L8306	Second Position Stacking Kit Includes Hardware and 2 nd Lever Requires: Additional L8303 or L8304 Valve Section	7	\$ 206.00
L8307	Third Position Stacking Kit Includes Hardware and 3 rd Lever Requires: Additional L8303 or L8304 Valve Section (For Triple Remotes, Second Position Stacking Kit also required)	35	\$ 206.00
DRAFT CONTROL			
L8312	Draft Control L30 Series	25	\$ 412.00
TNT (Top-N-Tilt Kit)			
L8326①	Top (Cylinder) & Tilt (Cylinder) Kit	50	\$ 721.00
DRAWBAR OPTIONS			
L9496G	Drawbar Clevis	6	\$ 57.00
L8325	Swinging Drawbar	20	\$ 123.00
CREEP SPEED KIT			
L8324	Creep Speed Kit (All Grand L30 Series Models except HST)	24	\$ 515.00

① Requires 2 or 3 Rear Hydraulic Remote depending on implement application. Please review Rear Remote Hydraulic section to select the correct remote configuration.

Prices and specifications subject to change without notice. F.O.B. KTC designated shipping point.
Complete revision January 1, 2007.

Grand L - 30 Series

Dealer Installed Options



WHOLEGOODS NUMBERS	DESCRIPTION	APPROX. SHIP WT.	SUGGESTED LIST PRICE
SUNSHADE FOR ROPS			
E1133	Standard Sunshade	63	\$ 374.00
E1134	Deluxe Sunshade Requires E11356 Mounting Bracket Kit	63	\$ 331.00
E1136	Mounting Bracket Kit for E1134	30	\$ 163.00
E1138	Front Work Light Kit for E1134 (includes 2 lights)	10	\$ 96.00
FRONT GRILLE GUARD			
L2233A ①	Front Grille Guard (Non-Loader Applications) 70060-02225 Front Weight Bracket Kit For use with L2233A Grille Guard, 1-4 Weights, Includes mounting hardware.	61	\$ 237.00 (Order from Parts Department)
SEAT BELT KIT			
	70002-06605 Extra Length Seat Belt Kit		(Order from the Parts Department)
BLOCK HEATER			
	70000-00297 Block Heater		(Order from the Parts Department)
SPARK ARRESTER			
	70000-01600 Spark Arrester		(Order from the Parts Department)
WEIGHT KITS			
REAR WHEEL WEIGHTS			
<u>L3130, L3430, L3830, L4330, L4630</u>			
L8066A	Rear Wheel Weights (54 lbs. each) Set of 2 weights, Requires L8067 Bolt Kit, max. 3 Sets (not turf tire compatible)	128	\$ 92.00
L8067A	Bolt Kit for L8066 (Max. 3 sets)	4	\$ 28.00
<u>L5030</u>			
LM8124	Rear Wheel Weights (103 lbs. each) Set of 2 weights, requires L8125 Bolt Kit, max. 3 sets (not turf tire compatible)	206	\$ 238.00
LM8125	Bolt Kit for LM8124 (one kit will accept one set of weights)	5	\$ 57.00
M8121	Bolt Kit for 2nd and 3rd set of LM8124 Weights	2	\$ 15.00
FRONT WEIGHTS			
MX8068 ②	Front Weight Bracket Kit (1-7 Weights) 4WD Models	50	\$ 82.00
BL8060-1	Front Suitcase Weight Requires 1 BL8060B Bolt Kit Per weight, Max. 7 weights	55	\$ 60.00
BL8060B	Bolt Kit (1 per weight required) Use with MX8068 Weight Bracket Use with L2233A Grille Guard	3	\$ 2.00

- ① Front Grille Guard for non-loader applications. If using BL8060-1 Front Bumper Weights in combination with L2233A Grille Guard and an L2180-1 Front Quick Hitch, then 70060-02225 Front Weight Bracket must be used. Order from Parts Department. Note: L2233A Loader Grille Guard is compatible with up to (4) BL8060-1 Front Suitcase Weights.
- ② MX8068 Front Weight Bracket is not compatible with L2233A Grille Guard.



Grand L - 30 Series Dealer Installed Options

WHOLEGOODS NUMBERS	DESCRIPTION	APPROX. SHIP WT.	SUGGESTED LIST PRICE
REAR WORK LIGHT KIT (ROPS)			
L8327	Rear Work Light Kit	5	\$ 72.00
BALLAST BOX			
L8170	Ballast Box (1000 lb cap. with dry sand) (All Grand L-30 Series)	102	\$ 348.00
Cab Model Options			
L8443A	Rear Work light Kit (2 lights, Cab)	20	\$ 112.00
L8446A	Rear Wiper Kit	20	\$ 121.00
L8331	Defogger Kit (Corner Windows)	18	\$ 263.00
L8332	Radio Mounting Kit Required: E9259 or E9276	5	\$ 137.00
E9259 ④	AM / FM / Weather Band / Cassette Requires L8332 Mounting Kit	10	\$ 249.00
E9276 ④	AM / FM / Weather Band / CD Requires L8332 Mounting Kit	5	\$ 377.00
L8365	Cab Fender Extension Kit	25	\$ 216.00
REPLACEMENT CABS			
L7030①②	Replacement Cab for L3430HSTC and L4330HSTC.	850	\$ 7,308.00
L7031①	Replacement Cab for L4630GSTC	850	\$ 7,308.00
L7032①	Replacement Cab for L5030HSTC	850	\$ 7,308.00

④ Radios have a 2-year warranty.

① Replacement Cab packages include Cab assembly, mounting hardware, installation manual, left and right hand external rear view mirrors, all standard exterior lights, air-conditioning controls and hoses. Cab packages **DO NOT** include steering wheel, control levers, IntelliPanel, dash assembly, lower steering column kick panels, or seat assembly.

② On L4330HSTC **ONLY**: Air-conditioning suction hose (P/N TD060-72342) and Liquid Hose (P/N T1155-72330) must be re-used when installing L7030 Replacement Cab.

This page intentionally left blank.



Grand L - 40 Series Loader Matching Chart

All Grand L-40 Series Loaders include Mounting Kit, Grille Guard, and Bucket Level Indicator

Tractor Models	Loader Model	Bucket Types (widths)	Optional attachments Skid-steer style	Compatible Mid-Mount Mower	3 RD FUNCTION VAVLE
L3240 L3540	LA514	Direct Pin 66" Square Back 66" Heavy Duty① Quick-Attach 66" Square Back 72" Light Material	L2216 Skid-steer style Quick-coupler Pallet Forks & Frame L2238 & K9048 (36") Bale Spear L2237	RC72-38 (72" Mid-Mount Mower) Requires: Mid-PTO Kit	Optional
L3240 L3540 L3940	LA724	Direct Pin 72" Square Back 72" Heavy Duty① Quick-Attach 72" Square Back 72" Heavy Duty① 72" Light Material 72" 4-in-1 Bucket	L2226 Skid-steer style Quick-coupler Pallet Forks & Frame L2238 & K9048 (36") Bale Spear L2237	RC72-38 (72" Mid-Mount Mower) Requires: Mid-PTO Kit	Optional
L4240 L4740 L5040 L5240 L5740	LA854	Direct Pin 72" Square Back 72" Heavy Duty① Quick-Attach 72" Square Back 72" Heavy Duty① 72" Light Material 72" 4-in-1 Bucket	L2226 Skid-steer style Quick-coupler Pallet Forks & Frame L2238 & K9048 (36") or K9058 (42") Bale Spear L2237	N/A	Optional

① Heavy Duty Buckets are pre-drilled to accept optional bolt-on reversible cutting edges.

Grand L - 40 Series Loaders



WHOLEGOODS NUMBERS	DESCRIPTION	APPROX. SHIP WT.	SUGGESTED LIST PRICE
-----------------------	-------------	---------------------	-------------------------

GRAND L-40 SERIES FRONT LOADERS

LA514	Heavy Duty Loader for L3240 & L3540 Includes Grille Guard, Mounting Kit, and Bucket Level Indicator. Does not include Bucket.Loader valve is standard equipment on all Grand L40 Tractors.	970	\$ 2,839.00
--------------	--	-----	-------------

Bucket and Attachment Options for LA514 Loader (Must order to one to complete.)

Direct Pin-on Buckets for LA514

L2246	66" Square Back Bucket 8.1 cu. ft. Struck, 9.9 cu. ft. Heaped	248	\$ 538.00
L2266	66" Heavy Duty Round Back 8.1 cu. ft. Struck, 9.9 cu. ft. Heaped (Pre-Drilled for Opt. TL1756 Edge)	268	\$ 796.00
TL1756	Bolt-on Reversible Cutting Edge (66") for L2266		\$ 185 .00



Grand L - 40 Series Loaders

WHOLEGOODS NUMBERS	DESCRIPTION	APPROX. SHIP WT.	SUGGESTED LIST PRICE
Skid-Steer Style Quick-Attach Options for LA514			
L2216	Quick-coupler for LA514	112	\$ 381.00
L2256	66" Square Back Bucket 8.1 cu. ft. Struck, 9.9 cu. ft. Heaped	212	\$ 538.00
L2236	72" Light Material Bucket 12.7 cu. ft. Struck, 16.0 cu. ft. Heaped	212	\$ 572.00
L2238	Pallet Fork Frame	165	\$ 597.00
K9048	36" Pallet Forks for LA514	180	\$ 348.00
L2237	Bale Spear	165	\$ 566.00
Third Function Valve for LA514			
L2225	Third Function Valve (ROPS Models) for Hydraulic Loader Implements		\$ 721.00
L2227	Third Function Valve (Cab Models) for Hydraulic Loader Implements		\$ 721.00
LA724	Loader for L3240, L3540, & L3940 Includes Mounting Kit, Grille Guard and Bucket Level Indicator. Does NOT include Bucket. Loader valve is standard equipment on all Grand L40 tractors.	970	\$ 3,407.00
LA854	Loader for L4240, L4740, L5040, L5240, L5740 Includes Mounting Kit, Grille Guard and Bucket Level Indicator. Does NOT include Bucket. Loader valve is standard equipment on all Grand L40 tractors.	970	\$ 3,591.00

Grand L - 40 Series Loaders



WHOLEGOODS NUMBERS	DESCRIPTION	APPROX. SHIP WT.	SUGGESTED LIST PRICE
-----------------------	-------------	---------------------	-------------------------

Bucket and Attachment Options for LA724 & LA854 Loaders (Must order one to complete.)

Direct Pin-on Buckets for LA724 and LA854

L2276	72" Square Back Bucket 8.8 cu. ft. Struck, 10.9 cu. ft. Heaped	247	\$ 588.00
L2286	72" Heavy Duty Round Back 8.8 cu. ft. Struck, 10.9 cu. ft. Heaped (Pre-Drilled for Opt. TL1748 Edge)	308	\$ 915.00
TL1748	Bolt-on Reversible Cutting Edge (72") for L2286	65	\$ 200.00

Skid-Steer Style Quick-Attach Options for LA724 & LA854 Loaders

L2226	Quick-coupler for LA724 & LA854	116	\$ 391.00
L2235	72" Square Back Bucket 10.9 cu. ft. Struck, 13.1 cu. ft. Heaped	247	\$ 597.00
L2296	72" Heavy Duty Round Back 10.9 cu. ft. Struck, 13.1 cu. ft. Heaped (Pre-Drilled for Opt. TL1748 Edge)	400	\$ 926.00
TL1748	Bolt-on Reversible Cutting Edge (72") for L2296	65	\$ 200.00
L2236	72" Light Material Bucket 12.7 cu. ft. Struck, 16.0 cu. ft. Heaped	212	\$ 572.00
L2245	72" 4-in-1 Bucket Requires L2225 or L2227 Third Function Valve		TBA
L2238	Pallet Fork Frame	165	\$ 597.00
K9048	36" Pallet Forks for LA514, LA724 & L854	180	\$ 348.00
K9058	42" Pallet Forks for LA854	190	\$ 407.00
L2237	Bale Spear	165	\$ 566.00

Third Function Valve for LA724 & LA854 Loaders

L2225	Third Function Valve (ROPS Models) for Hydraulic Loader Implements	\$ 721.00
L2227	Third Function Valve (Cab Models) for Hydraulic Loader Implements	\$ 721.00



Grand L - 30 Series Loader Matching Chart

All 30 Series Loaders include Mounting Kit, Grille Guard, and Bucket Level Indicator

Tractor Models	Loader Model	Valve Options	Bucket Types (widths)	Optional attachments Skid-steer style	Compatible Mid-Mount Mower
L3130 L3430	LA513①	L2213A Joystick Control Valve* (4-Position ROPS Models)	Direct Pin 66" Square Back 66" Heavy Duty② Quick-Attach 66" Square Back 66" Heavy Duty② 72" Light Material	L2230A Skid-steer style Quick-coupler Pallet Forks & Frame L2238 & K9048 (36") Bale Spear L2237	RC72-38 (72" Mid-Mount Mower) Requires: Mid-PTO Kit
L3130 L3430 L3830	LA723	L2213(A) Joystick Control Valve (4-Position ROPS Models)	Direct Pin 72" Square Back 72" Heavy Duty② Quick-Attach 72" Square Back 72" Heavy Duty② 72" Light Material	L2231A Skid-steer style Quick-coupler Pallet Forks & Frame L2238 & K9048 (36") Bale Spear L2237	RC72-38 (72" Mid-Mount Mower) Requires: Mid-PTO Kit
L4330 L4630 L5030	LA853	L2223(A) Joystick Control Valve (4-Position Fender Mounted / Cab Models)	Direct Pin 72" Square Back 72" Heavy Duty② Quick-Attach 72" Square Back 72" Heavy Duty② 72" Light Material	L2232A Skid-steer style Quick-coupler Pallet Forks & Frame L2238 & K9048 (36") or K9058(42") Bale Spear L2237	N/A

* Subject to availability.

① LA513 Loader is not approved for BH90 Backhoe Installation. You must use the LA723 when installing a BH90 backhoe on a L3130 or a L3430

② Heavy Duty Buckets are pre-drilled to accept optional bolt-on reversible cutting edges.

Grand L - 30 Series Loaders



WHOLEGOODS NUMBERS	DESCRIPTION	APPROX. SHIP WT.	SUGGESTED LIST PRICE
-----------------------	-------------	---------------------	-------------------------

GRAND L-30 SERIES FRONT LOADERS

LA513	Heavy Duty Loader for L3130 & L3430 Includes Grille Guard, Mounting Kit, and Bucket Level Indicator. Does not include Bucket or Valve.	857	\$ 2,839.00
--------------	---	-----	-------------

Valve Option (Must Order One)

L2213(A) [†]	Joystick Control Valve (4-Position ROPS Models)	38	\$ 621.00
L2223(A) [†]	Joystick Control Valve (4-Position Fender Mounted/Cab Models)	42	\$ 901.00

Bucket and Attachment Options for LA513 Loader (Must order to one to complete.)

Direct Pin-on Buckets for LA513

L2243	66" Square Back Bucket 8.1 cu. ft. Struck, 9.9 cu. ft. Heaped	212	\$ 538.00
L2253	66" Heavy Duty Round Back 8.1 cu. ft. Struck, 9.9 cu. ft. Heaped (Pre-Drilled for Opt. TL1756 Edge)	308	\$ 796.00
TL1756	Bolt-on Reversible Cutting Edge (66")	30	\$ 185.00

[†] The L2213 and L2223 Valves (Husco) are the traditional 4-position valve configuration in the dump circuit. The L2213A and L2223A are our new (Kubota) 4-position valve with the regenerative "speed dump" position relocated to improve loader application performance. To reach the regenerative "speed dump" position, required the operator to go from neutral position, then to standard position, and then to the regenerative position. Now the regenerative "speed dump" position is relocated to the first position after neutral. Please refer to PIB-2003-022 for more details.



Grand L - 30 Series Loaders

WHOLEGOODS NUMBERS	DESCRIPTION	APPROX. SHIP WT.	SUGGESTED LIST PRICE
Skid-Steer Style Quick-Attach Options for LA513			
L2230A ②	Quick-coupler for LA513		\$ 381.00
L2234	66" Square Back Bucket 8.1 cu. ft. Struck, 9.9 cu. ft. Heaped	265	\$ 538.00
L2239	66" Heavy Duty Round Back 8.1 cu. ft. Struck, 9.9 cu. ft. Heaped (Pre-Drilled for Opt. TL1756 Edge)	286	\$ 796.00
L2236	72" Light Material Bucket 12.7 cu. ft. Struck, 16.0 cu. ft. Heaped	300	\$ 572.00
TL1756	Bolt-on Reversible Cutting Edge (66")	65	\$ 185.00
L2238	Pallet Fork Frame	165	\$ 597.00
K9048	36" Pallet Forks for LA513	180	\$ 348.00
L2237	Bale Spear	165	\$ 566.00
LA723	Loader for L3130, L3430 & L3830 Includes Mounting Kit, Grille Guard and Bucket Level Indicator. Does NOT include Bucket or Joystick Control Valve	1000	\$ 3,407.00
LA853	Loader for L4330, L4630, & L5030 Includes Mounting Kit, Grille Guard and Bucket Level Indicator. Does NOT include Bucket or Joystick Control Valve	1275	\$ 3,591.00
Valve Option (Must Order One)			
L2213A ①	Joystick Control Valve (4-Position ROPS Models)	38	\$ 621.00
L2223A ①	Joystick Control Valve (4-Position Fender Mounted/Cab Models)	42	\$ 901.00

① The L2213A and L2223A are our new (Kubota) 4-position valve with the regenerative "speed dump" position relocated to improve loader application performance. To reach the regenerative "speed dump" position, required the operator to go from neutral position, then to standard position, and then to the regenerative position. Now the regenerative "speed dump" position is relocated to the first position after neutral. Please refer to PIB-2003-022 for more details.

② LA513: L2230 for Loader prior to s/n 20001, L2230A for Loader starting at s/n 20001.

LA723: L2231 for Loader prior to s/n 20001, L2231A for Loader starting at s/n 20001.

LA853: L2232 for Loader prior to s/n 20001, L2232A for Loader starting at s/n 20001.

Grand L - 30 Series Loaders



WHOLEGOODS NUMBERS	DESCRIPTION	APPROX. SHIP WT.	SUGGESTED LIST PRICE
-----------------------	-------------	---------------------	-------------------------

Bucket and Attachment Options for LA723 & LA853 Loaders (Must order one to complete.)

Direct Pin-on Buckets for LA723

L2263	72" Square Back Bucket 8.8 cu. ft. Struck, 10.9 cu. ft. Heaped	247	\$ 588.00
L2273	72" Heavy Duty Round Back 8.8 cu. ft. Struck, 10.9 cu. ft. Heaped (Pre-Drilled for Opt. TL1748 Edge)	308	\$ 915.00
TL1748	Bolt-on Reversible Cutting Edge (72")	65	\$ 200.00

Direct Pin-on Buckets for LA853

L2283	72" Square Back Bucket 10.9 cu. ft. Struck, 13.1 cu. ft. Heaped	400	\$ 597.00
L2293	72" Heavy Duty Round Back 10.9 cu. ft. Struck, 13.1 cu. ft. Heaped (Pre-Drilled for Opt. TL1748 Edge)	400	\$ 945.00
TL1748	Bolt-on Reversible Cutting Edge (72")	65	\$ 200.00

Skid-Steer Style Quick-Attach Options for LA723 & LA853 Loaders

L2231A ①	Quick-coupler for LA723	116	\$ 391.00
L2232A ①	Quick-coupler for LA853	116	\$ 391.00
L2235	72" Square Back Bucket 10.9 cu. ft. Struck, 13.1 cu. ft. Heaped	247	\$ 597.00
L2240	72" Heavy Duty Round Back 10.9 cu. ft. Struck, 13.1 cu. ft. Heaped (Pre-Drilled for Opt. TL1748 Edge)	308	\$ 926.00
L2236	72" Light Material Bucket 12.7 cu. ft. Struck, 16.0 cu. ft. Heaped	212	\$ 572.00
TL1748	Bolt-on Reversible Cutting Edge (72")	165	\$ 200.00
L2238	Pallet Fork Frame	165	\$ 597.00
K9048	36" Pallet Forks for LA513, LA723 & L853	180	\$ 348.00
K9058	42" Pallet Forks for LA853	190	\$ 407.00
L2237	Bale Spear	165	\$ 566.00

① LA513: L2230 for Loader prior to s/n 20001, L2230A for Loader starting at s/n 20001.

LA723: L2231 for Loader prior to s/n 20001, L2231A for Loader starting at s/n 20001.

LA853: L2232 for Loader prior to s/n 20001, L2232A for Loader starting at s/n 20001.



L - Series Loader Matching Chart

TRACTOR MODELS	LOADER and VALVE	BUCKET STRUCK / HEAPED CAPACITY	OPTIONAL ATTACHMENTS	COMPATIBLE MID MOUNT MOWER
CURRENT MODELS				
L2800 L3400	LA463/FL Complete, includes Loader valve, bucket, mounting, grille guard, bucket, and hydraulic block	60" width L2244 8.1 cu. ft. / 9.9 cu. ft.	Not Available	Not Available
L4400	LA703 With 4-Position Valve and Grille Guard	72" Square Back Bk. L2264	L2233A Grille Guard Std.	Not Available

* Subject to availability.

① LB400A and LB402 not recommended for Backhoe applications, use LA4505-2 or LA452S instead. Order Sub-Frame Kit L1796, rear support frame kit for heavy duty implements.

Prices and specifications subject to change without notice. F.O.B. KTC designated shipping point.
Complete revision January 1, 2007.

L - Series

Loader Matching Chart



TRACTOR MODELS	LOADER and VALVE	BUCKET STRUCK / HEAPED CAPACITY	OPTIONAL ATTACHMENTS	COMPATIBLE MID MOUNT MOWER
Prior Models				
L2050 L2350	LB400A* Includes Mounting Kit, Hydraulic block, Valve and Bucket. <u>Requires:</u> L1711 Hydraulic Kit (DT Models only) and Sub-Frame Kit L1796 for Heavy Duty Rear Implements/Backhoe	60" width L1746 (Standard) <u>8.1 cu. ft. / 9.9 cu. ft.</u> 70" width L1750 (Light Material) 12.75 cu. ft. / 16.0 cu. ft.	L1794 (Grill Guard) BL1767 (Quick-Coupler) L2077A (Pallet Fork Frame) <u>Requires:</u> K9048 (36" Pallet Forks)	Mid-Mount Mowers Not Compatible with Loader
L2500	LA450S-2* Includes Mounting Kit, Hydraulic block, Valve and Bucket. Recommended for Backhoe applications. <u>Requires:</u> L1713 Hydraulic Kit - (F) L1712 Hydraulic Kit - (DT)	60" width L1740A (Standard) <u>8.1 cu. ft. / 9.9 cu. ft.</u> 70" width L1750 (Light Material) 12.75 cu. ft. / 16.0 cu. ft.	L1794 (Grill Guard) BL1767 (Quick-Coupler) L2077A (Pallet Fork Frame) <u>Requires:</u> K9048 (36" Pallet Forks)	Mid-Mount Mowers Not Compatible with Loader
	LB402 Includes mounting kit, hydraulic block, valve, grille guard, and bucket. <u>Requires:</u> L1711 Hydraulic Kit for DT model And Subframe kit L1796 for heavy duty rear implements/backhoe	60" width L3401 (Standard) <u>8.1 cu. ft. / 9.9 cu. ft.</u> 70" width L1750 (Light Material) 12.75 cu. ft. / 16.0 cu. ft.	BL1767 (Quick-Coupler) L2077A (Pallet Fork Frame) <u>Requires:</u> K9048 (36" Pallet Forks)	
	LA452S Includes mounting kit, hydraulic block, valve, grille guard, and bucket. <u>Requires:</u> L1711 Hydraulic Kit for DT model	60" width L3402 (Standard) <u>8.1 cu. ft. / 9.9 cu. ft.</u> 70" width L1750 (Light Material) 12.75 cu. ft. / 16.0 cu. ft.	BL1767 (Quick-Coupler) L2077A (Pallet Fork Frame) <u>Requires:</u> K9048 (36" Pallet Forks)	
L2900 L3300	LA482 L2205 (3-Position Std.) L2206 (4-Position for Cab Models) L2207 (4-Position Opt.)	60" width L1740A (Optional-SQ.BK.) <u>8.1 cu. ft. / 9.9 cu. ft.</u> 60" width L1741A (Optional-HD) <u>8.5cu. ft. / 10.6 cu. ft.</u> 66" width L1780 (Optional-SQ.Bk.) <u>8.1cu. ft. / 10.1 cu. ft.</u> 70" width L1750 (Light Material) 12.75 cu. ft. / 16.0 cu. ft.	L1766 (Grill Guard - Std) BL1767 (Quick-Coupler) L2077A (Pallet Fork Frame) <u>Requires:</u> K9048 (36" Pallet Forks)	RC72-29A Not compatible with LR8806 & LR8895 Tires
L3600 L4200 Need notes on Cab models for valve selection	LA682-1 L2205* (3-Position Std.) L2206 (4-Position for Cab Models) L2207-1 (4-Position Opt.)	60" width L1742A (Optional-SQ.BK.) <u>8.8 cu. ft. / 10.9 cu. ft.</u> 60" width L1743A (Optional-HD) <u>8.5cu. ft. / 10.6 cu. ft.</u> 66" width L1790 (Optional-SQ.BK.) <u>8.8cu. ft. / 11.0 cu. ft.</u> 70" width L1750 (Light Material) 12.75 cu. ft. / 16.0 cu. ft.	L1766 (Grill Guard - Std) BL1767 (Quick-Coupler) L2077A (Pallet Fork Frame) <u>Requires:</u> K9048 (36" Pallet Forks)	RC72-36A Compatible with <u>L3600DTC/GST/GSTCA</u> Not compatible with LR8806 & LR8895 Tires <u>Special Note:</u> RC72-29A supercedes RC72-29, RC72-36A supercedes RC72-36.

* Subject to availability.

Prices and specifications subject to change without notice. F.O.B. KTC designated shipping point.
Complete revision January 1, 2007.



L - Series Loader Matching Chart

Tractor Models	Mower	Loader	Bucket	Optional
Replacement L-Series Loaders				
L2250/L2550	RC60-25 RC72-25 Tractors w/o Mid-PTO requires Kit L8470 or L8475 Not Compatible with LR8806 & LR8895 Tires	LA450A* L2074* or L2073*	60" B1742A (Sq. Back) 8.8 cu. ft. / 10.9 cu. ft.	L1794 (Grill Guard) BL1767 (Quick-Coupler)
L2650/L2950	RC60-25 RC72-25 Tractors w/o Mid-PTO requires Kit L8384 or L8385 Not Compatible with LR8806 & LR8895 Tires DT-W Models RC60-25 – ALR8821 Tires	LA450A*	60" L7141A (H.D.) 8.5 cu. ft. / 9.9 cu. ft.	L2077A (Pallet Fork Frame) Requires: K9048 (36" Pallet Forks)
L3450 L3650	Not Available	LA650A* L2074* or L2073*	60" B1742A (Sq. Back) 8.8 cu. ft. / 10.9 cu. ft. 60" L7143A (H.D.) 8.5 cu. ft. / 10.6 cu. ft.	L1794 (Grill Guard) BL1767 (Quick-Coupler) L2077A (Pallet Fork Frame) Requires: K9048 (36" Pallet Forks)
L4350 L4850	Not Available	LA950A* Includes Mounting Kit and Valve	70" L1770A (H.D.) 14.5 cu. ft. / 17.0 cu. ft. Optional Bolt-on Edge L1773 70" L1774(A) (Sq. Back) 13.0 cu. ft. / 16.0 cu. ft.	Grill Guard - Standard M1066 (Quick-Coupler) Requires M1067 brackets, not compatible with L1770A Use Quick-Coupler with: M1048A (Pallet Fork Frame) Requires: K9058 (42" Pallet Forks) Or M1058A Bale Spear
L5450	Not Available	LA1150A* Includes Mounting Kit and Valve	70" L1770A (H.D.) 14.5 cu. ft. / 17.0 cu. ft. Optional Bolt-on Edge L1773 72" L1772(A) (Sq. Back) 14.1 cu. ft. / 17.7 cu. ft.	Grill Guard - Standard M1066 (Quick-Coupler) Requires M1067 brackets, not compatible with L1770A Use Quick-Coupler with: M1048A (Pallet Fork Frame) Requires: K9058 (42" Pallet Forks) Or M1058A Bale Spear

* Subject to availability.

L - Series Front Loaders



ORDER CODE	DESCRIPTION	FACTORY NUMBER	APPROX. SHIP WT.	SUGGESTED LIST PRICE
CURRENT L-SERIES FRONT LOADERS				
LA463FL ¹ ⁵	HEAVY DUTY FRONT LOADER Includes Mounting Kit, Valve, Grille Guard and Bucket.		845	\$ 3,606.00
LB402 ² ³ ⁴	LIGHT DUTY FRONT LOADER Includes Mounting Kit, Hydraulic Block, Valve Grille Guard and 60" Bucket. Requires: L1711 Hydraulic Kit for L2500DT, L2600DT, L3000F and L3000DT models.		995	\$ 3,269.00
LB400A* ² ³ ⁴	LIGHT DUTY FRONT LOADER Includes Mounting Kit, Hydraulic Block, Valve and 60" Bucket. L1711 Hydraulic Kit required on L2050DT, L2350DT, L2500DT, L2600DT, L3000F/DT.		835	\$ 3,108.00
LA452S ² ⁴	FRONT LOADER Includes Mounting Kit, Hydraulic Block, Valve, Grille Guard, and 60" Bucket. Requires L1711 Hydraulic kit on L2500DT, L2600DT, L3000F and L3000DT models.		1044	\$ 3,750.00
LA450S-2* ² ⁴	FRONT LOADER Includes Mounting Kit, Valve, and Bucket. Requires L1713 Hydraulic kit on L2050F, L2350F L2500F and L2600F; or L1712 Hydraulic kit on L2050DT, L2350DT, L2500DT, L2600DT and L3000F/DT.		870	\$ 3,617.00
LA482	FRONT LOADER Includes Mounting Kit and Grille Guard (L1766). Does not include Bucket or Joystick Control.		857	\$ 2,884.00
LA482FL ¹	FRONT LOADER (For ROPS Models Only) Includes Mounting Kit, Grille Guard (L1766), 66" Bucket and L2205 Joystick Control (3-Position).		857	\$ 3,988.00
LB552-1	LIGHT DUTY FRONT LOADER Includes Mounting Kit, Hydraulic Block, Valve and 60" Bucket (L4300F/DT)		835	\$ 3,601.00
LA682-1	FRONT LOADER Includes Mounting Kit and Grille Guard (L1766). Does not include Bucket or Joystick Control.		1000	\$ 3,325.00
LA682FL-1 ¹	FRONT LOADER (For ROPS Models Only) Includes Mounting Kit, Grille Guard (L1766), 66" Bucket and L2207-1 Joystick Control (4-Position).		1000	\$ 4,467.00

¹ FL = Full Loader, Cylinders and Hoses are pre-installed. FL packaged buckets are **NOT** returnable.

² KTC recommends the use of the LA450S-2 or LA452S Loaders in backhoe applications.

³ Requires Sub Frame Kit L1796 in Backhoe applications or for heavy duty rear implements.

⁴ Not compatible with mid-mount mowers.

⁵ Requires subframe kit L4691 to be used with BL4690B Backhoe.

* Subject to availability.



L - Series Front Loaders

ORDER CODE	DESCRIPTION	APPROX. SHIP WT.	SUGGESTED LIST PRICE
CURRENT L-SERIES FRONT LOADERS (Continued)			
LA703	HEAVY DUTY FRONT LOADER Includes Mounting Kit, Valve and Grille Guard. Bucket must be ordered separately.	1000	\$ 3,718.00
LA852-2	FRONT LOADER Includes Mounting Kit and Grille Guard Does not include Bucket or Joystick Control	1275	\$ 3,353.00
REPLACEMENT L-SERIES LOADERS			
LA450A*	FRONT LOADER Includes Mounting Kit. Does not include Bucket, Joystick Control Valve or Grille Guard.	870	\$ 2,663.00
LA650A*	FRONT LOADER Includes Mounting Kit. Does not include Bucket, Joystick Control Valve or Grille Guard.	1070	\$ 3,150.00
LA950A*	FRONT LOADER Includes Mounting Kit, and Hydraulic Valve. Grille Guard (L1781) Standard with Loader. Bucket not included with Loader.	1300	\$ 4,645.00
LA1150A*	FRONT LOADER Includes Mounting Kit and Hydraulic Valve. Bucket not included with Loader.	1631	\$ 4,645.00

OPTIONAL WIDE LOADER PARKING STANDS

75548-47551 ^①	(2 Required per Loader)	Order from Parts Department.
--------------------------	-------------------------	------------------------------

L2050DT, L2350DT, L2600DT, L3000F/DT (Only) Hyd. Kit for LB400A

L1711	Hyd. Priority Valve Kit for Power Steering for LB400A	5	\$ 112.00
-------	--	---	-----------

L2050, L2350, L2500, L2600 and L3000 Hydraulic Adapter Kit for LA450S Loader

L1792 ^② *	Hyd. Priority Valve Kit for Power Steering for LA450S(-1), (-2) Loaders	11	\$ 135.00
L1712 ^②	Hydraulic Kit for L2050DT, L2350DT, L2500DT, L2600DT, and L3000F/DT	5	\$ 135.00
L1713	Hydraulic Kit for L2050F, L2350F, L2500F, and L2600F, 2WD Models	12	\$ 96.00

① 75548-47551 Wider Parking Stands are used for Loader applications in combination with the RC72-29 and RC72-36 Mid Mount Mower, or other applications where additional clearance is desired. Two Stands are required for proper application.

② L1792 fits L2050DT, L2350DT tractors only. L1712 fits L2050DT, L2350DT and L2500DT. It supersedes L1792 when L1792 inventory is depleted.

* Subject to availability.

(continued on next page)

Prices and specifications subject to change without notice. F.O.B. KTC designated shipping point.
Complete revision January 1, 2007.

L - Series Loader Attachments



ORDER CODE	DESCRIPTION	APPROX. SHIP WT.	SUGGESTED LIST PRICE
------------	-------------	------------------	----------------------

MUST ORDER ONE (1) WITH LA450A AND LA650A LOADERS

L2074*	Standard Joystick Control Valve Valve exactly same as previous loader models. Attaches to and dismounts with the loader.	50	\$ 584.00
L2073*	Remote Hydraulic Kit replaces L2053 and L2043	40	\$ 918.00
L1738	ATTACHMENT LEVEL INDICATOR for LA852 only.	15	\$ 55.00

CONTROL VALVES

MUST ORDER ONE (1) WITH LA482 AND LA682 LOADERS

L2205*	STANDARD JOYSTICK CONTROL VALVE with three (3) position bucket spool, incorporates automatic regenerative dump feature. Valve remains with the tractor. Standard in "FL" Package.	38	\$ 600.00
L2206	REMOTE JOYSTICK CONTROL VALVE (Cab Model) with four (4) position bucket spool. Valve is mounted to mainframe of loader and can be used for other than loader work. The single lever control mounts to right-hand fender and operates valve via push-pull cables. Four (4) position bucket spool, regenerative feature is detented so that third position is standard mode, necessary for front mount attachments. Valve remains with tractor. L2206 or L2207 required for L2054B Quick Hitch.	42	\$ 901.00
L2207-1	OPTIONAL JOYSTICK CONTROL VALVE with four (4) position bucket spool, regenerative feature is detented so that third position is standard mode, necessary for front mount attach ments. Valve remains with the tractor. L2206 or L2207 required for L2054B Quick Hitch.	25	\$ 621.00

MUST ORDER ONE (1) WITH LA481 AND LA681 LOADERS

L2085	STANDARD JOYSTICK CONTROL VALVE Attaches to and dismounts with the loader, std. in "FL" Pkg. (3 Position Valve)	50	\$ 580.00
L2086	REMOTE JOYSTICK CONTROL VALVE (4) Position Valve is mounted to main frame of loader and can be used for other than loader work. The single lever control mounts to right-hand fender and operates valve via push-pull cables. (Use for Cab Models, also required for L2054B Quick Hitch)	50	\$ 840.00

* Subject to availability.

(continued on next page)



L - Series Loader Attachments

ORDER CODE	DESCRIPTION	APPROX. SHIP WT.	SUGGESTED LIST PRICE
------------	-------------	------------------	----------------------

MUST ORDER ONE (1) WITH LA852-2 LOADERS

L2095-1	STANDARD JOYSTICK CONTROL VALVE Attaches to and dismounts with Loader, std. in "FL" Pkg. (3 Position Valve)	25	\$ 580.00
L2096-1	REMOTE JOYSTICK CONTROL VALVE (3) Position valve is mounted to main frame of loader. The single lever control mounts to right-hand fender and operates valve via push-pull cables. (Use for L4610HSTC Cab Model.)	25	\$ 840.00

QUICK COUPLERS

BL1767	QUICK COUPLER for LA450S-1/-2, LA452S LB400(A), LB402, LA480, LA481, LA482, LA680, LA681, LA682 and LB552 Loaders	65	\$ 246.00
L1716	QUICK COUPLER for LA852-1 Loader	42	\$ 310.00

PALLET FORKS & FRAMES

FOR LB400(A), LB402, LA450S-1/-2, LA452S, LB552, LA480, LA481, LA482, LA680, LA681, LA682, LA852, LA950(A) and LA1150(A) LOADERS

K9048	36" PALLET FORKS For LB400(A), LB402, LA450S-1/-2, LA452S, LA480, LA680, LA481, LA482, LA681, LA682, LA852, LB552 Two (2) pieces, One (1) set. Requires L2077A Frame, or LA852 Front Loader requires L2097 Frame.	180	\$ 348.00
K9058	42" PALLET FORKS For LA852 Front Loader. Two (2) pieces, One (1) set. Requires L2097 Frame.	190	\$ 407.00
L2077A ① ②	PALLET FORK FRAME For LB400(A), LB402, LA450S-1/-2, LA452S, LA480, LB552, LA680, LA481, LA482, LA681, and LA682 Front Loaders.	165	\$ 541.00
L2097	PALLET FORK FRAME (For LA852-1 Loader) Required for K9048 or K9058 Pallet Forks	165	\$ 606.00
M1048A	QUICK ATTACH PALLET FORK FRAME For LA950(A) and LA1150(A) Loaders Requires M1066 Quick-Coupler and K9058 Pallet Forks (42").	202	\$ 1,114.00

① If used on any of the following Loaders; LB400, LA400, LA400S, LA450A, LA500, LA650 or LA650A; the loader will not be able to be removed because the removal arms have no place to mount to. The bucket will have to be installed in order to remove the loader.

② L2077A is compatible with BL1767 Quick Coupler. The previous L2077 is not compatible with BL1767 Quick Coupler.

(continued on next page)


L - Series

Loader Attachments



ORDER CODE	DESCRIPTION	APPROX. SHIP WT.	SUGGESTED LIST PRICE
------------	-------------	------------------	----------------------

QUICK-ATTACH COUPLER for LA950(A) and LA1150(A) Loaders

M1066	QUICK ATTACH COUPLER Required on LA950(A) and LA1150(A) Loaders to accept Quick-Coupler Implements.	65	\$ 174.00
M1067 	QUICK ATTACH BRACKET KIT FOR BUCKETS Required on all approved Loader Buckets that are used with M1066 Quick-Coupler on LA950(A) and LA1150(A) Loaders. M1067 kit is not compatible with L1770(A) H.D. Bucket.	30	\$ 144.00

BALE SPEAR

LA950(A), LA1150(A) Loaders with Quick Coupler

M1058A	BALE SPEAR For LA950(A) and LA1150(A) Includes Quick Coupler Bracket	195	\$ 570.00
--------	--	-----	-----------


BUCKET TINE KITS

LA950(A), LA1150(A) Loader Buckets only

M1057	TINE KIT For LA950(A) and LA1150(A)	90	\$ 240.00
-------	--	----	-----------

L SERIES FRONT LOADER BUCKETS (Current and Replacement)

L1746	60" Square Back Replacement	LB400A, LB402	212	\$ 368.00
L1753	60" Standard Duty Bucket	L485	190	\$ 418.00
L1752	60" H.D. Bucket	L485	290	\$ 688.00
L1740A	60" Square Back	LA450S, LA452S, LA480, LA481, LA482	212	\$ 418.00
L1780	66" Square Back	LA481, LA482	220	\$ 524.00
L1741A	60" H.D. Round Back	LA450A, LA452S, LA480, LA481, LA482	308	\$ 688.00
L1703	60" Square Back	LB552		\$ 418.00
L1742A	60" Square Back	LA650A, LA680, LA681, LA682, LB552	247	\$ 508.00
L1743A	60" H.D. Round Back	LA650A, LA680, LA681, LA682, LB552	308	\$ 839.00
L1790	66" Square Back	LA681, LA682	308	\$ 582.00
L1750	70" Light Material	LB400, LB402, LA450S, LA452S, LA480, LA481, LA482, LA680, LA681, LA682, LB552	212	\$ 569.00
L1769	72" Square Back	LA852 -- LA852-1	400	\$ 597.00
L1779	72" H.D. Round Back	LA852 -- LA852-1	400	\$ 975.00
L1774(A)	70" Square Back	LA950A	404	\$ 553.00
L1770A	70" H.D. Round Back	LA950A, LA1150A	583	\$ 990.00
L1772A	72" Square Back	LA1150A	385	\$ 623.00
L2264	72" Square Back	LA703	247	\$ 588.00

 Not compatible with L1770(A) heavy duty round back buckets.



L - Series Loader Attachments

ORDER CODE	DESCRIPTION	APPROX. SHIP WT.	SUGGESTED LIST PRICE
---------------	-------------	---------------------	-------------------------

BOLT-ON CUTTING EDGE

L1773	Bolt-On Cutting Edge OPTIONAL Edge for L1770 (A) Bucket (Applicable for BF1100 Ser. #10167 and up)	70	\$ 181.00
-------	--	----	-----------

L SERIES GRILLE GUARDS

(Recommended with Front Loaders and for use in non-loader applications.)

L1764 ①	Grille Guard (GL's, L2900 - L4200)	45	\$ 228.00
L1766 ②③④	Grille Guard (GL10's, L3010 - L4610)	51	\$ 232.00
L1781	Grille Guard (LA950 only)	45	\$ 256.00
L1794	Grille Guard (LA650A) (L4300, L2600, L3000)	48	\$ 245.00
L2233A	Grille Guard (L2800, L3400)	61	\$ 237.00
L1704	Grille Guard (L4300 compatible with LB552)	48	\$ 237.00

L SERIES GRILLE GUARD MOUNTING KIT/NOT EQUIPPED WITH LOADERS

L1785	Grille Guard Mounting Kit For L2050 - L3250 and L2350 - L3650 Tractors	15	\$ 87.00
L1765	Grille Guard Stay Kit for L1766 Grille Guard For Grand L-Series Tractors (except L4610)	25	\$ 75.00

① Standard with "FL" Package.

② Standard with LA481(FL), LA482(FL), LA681(FL), and LA682(FL) Loaders. Use for non-loader applications — requires Stay-Kit — L1765.

③ L1766 is different than the Grille Guard that is standard with LA852(FL) Loaders.

④ Requires Front Weight Bracket if tractor is not equipped with one. Order from Parts (1) 32420-44880 Bumper, (4) 01173-51435 Bolts, and (4) 04512-60140 Washers. See PIB-99-38.

L - Series

Backhoe Matching Chart



Tractor Model	Acceptable ROPS Models for Backhoe Application	Backhoe Model (not compatible with Grand L Cab Models & Not Compatible with Top-N-Tilt Kits)	Backhoe Bucket ----- Widths ----- Available					
Current Models								
L2800③ L3400③	SFL-340 SFL-F340	Backhoe Model BL4690B* (7.5 FT.)	10" BT1950A	12" BT1951A	16" BT1952A	24" BT1953A		
L4400⑦	SFL-44 SFL-F44							
L2600① L3000①	SFL-30							
L3010 L3410	SFL-33A SFL-F33A							
L3130 L3430	SFL-F343							
L3710 L4300⑤ L4310	SFL-42 SFL-F42							
L3830 L4330 L4630	SFL-463 SFL-F463							
L4610	SFL-46 SFL-F46							
L5030	SFL-503 SFL-F503							
L2800④ L3400④ L3240⑧ L3540⑧	SFL-340 SFL-F340 SFL-F354	Backhoe Model BH75A② (7.5 Ft.)	10" BT1950A	12" BT1951A	16" BT1952A	24" BT1953A		
L3130⑥ L3240⑨ L3430⑥ L3540⑨ L3830 L3940⑩ L4330 L4240⑩ L4630 L4740⑩ L5030 L5040⑩ L5240⑩ L5740⑩	SFL-F343 SFL-F343 SFL-F463 SFL-F463 SFL-F503 SFL-F354 SFL-F424 SFL-F474 SFL-F574	Backhoe Model BH90⑥② (30 and 40 Series) (9.0 Ft.)	12" BT2901	16" BT2902	18" BT2903	24" BT2904	30" BT2905	36" BT2906

If your Tractor ***is not*** equipped with one of these corresponding ROPS, one must be ordered separately.

- * Subject to availability.
- ① Requires Sub Frame Kit L1796 if used with LB400A or LB402 Loader.
- ② Not compatible with Mid-Mount Mower RC72-38.
- ③ Requires subframe kit L4691A compatible with LA463 Loader.
- ④ Requires subframe kit BH4976.
- ⑤ If mounting a BL4690B on L4300F/DT with a serial # 31800641 and below, you must order modified parts. Order form Parts Dept. Heavy Duty Top Link Bracket 70050-94875 and Spacer Plate 70050-94878.
- ⑥ Not compatible with LA513
- ⑦ Requires sub-frame kit L4692 compatible with LA703 Loader.
- ⑧ Requires Subframe Kit BH4996.
- ⑨ Requires Subframe Kit BH4997.
- ⑩ Requires Subframe Kit BH4998.



L - Series Backhoes

ORDER CODE	DESCRIPTION	APPROX. SHIP WT.	SUGGESTED LIST PRICE
BL4690B ¹ ² ³ *	BACKHOE 2-pt mounted with fixed Top Link. Self-contained hydraulic system powered by direct coupling to PTO. Subframe required on LB400, LB402, LA463, and LA703 Loader. You must order Bucket separately. Check ROPS Application Chart.	912	\$ 6,663.00
BH75*	4-Pt. mounted quick-attach, easy-on easy-off, no tools design. Performance designed, requires integral subframe kit. Works with tractor hydraulics. You must order bucket separately. (Compatible with L2800 and L3400 model tractors.)		\$ 6,046.00
BH75A ¹ ² ⁵ ⁶ ⁷	4-Pt. mounted quick-attach, easy-on easy-off, no tools design. Performance designed, requires integral subframe kit. Works with tractor hydraulics. You must order bucket separately. (Compatible with L2800, L3400, L3240, and L3540 model tractors.)	1400	\$ 6,046.00
MOUNTING KITS			
L4691A	Subframe required for BL4690B with LA463.	62	\$ 278.00
BH4976	Subframe required for BH75(A) with LA463.	200	\$ 310.00
L4692	Subframe required for BL4690B with LA703	62	\$ 434.00
BH4996	Subframe required for BH75A with LA514/LA724	250	\$ 598.00
BL4690B AND BH75 BACKHOE BUCKETS⁴			
BT1950A	10" Bucket — 3 Teeth	69	\$ 366.00
BT1951A	12" Bucket — 3 Teeth	69	\$ 433.00
BT1952 A	16" Bucket — 4 Teeth	84	\$ 571.00
BT1953 A	24" Bucket — 5 Teeth	118	\$ 747.00
L9467	Rubber stabilizer flip pads (Set) for BH75(A) Two sets required	34	\$ 67.00

* Subject to availability.

¹ These Backhoes are not compatible with Top-N-Tilt Kits.

² Not compatible with Grand L Cab Models.

³ Requires L4691A Subframe for LA463 Loader, and L4692 Subframe for LA703 Loader.

⁴ Can be used as replacement buckets for prior model Backhoe BL4690 and BL4690A.

⁵ Requires BH4996 Subframe for LA514 and LA724 Loaders (L3240, L3540)

⁶ Not compatible with Mid-mount Mower RC72-38

⁷ Requires LA514 or LA724 Loaders on L3240 / L3540

Grand L - 30 Series Implements



WHOLEGOODS NUMBERS	DESCRIPTION	APPROX. SHIP WT.	SUGGESTED LIST PRICE
9.0' BACKHOE FOR "ALL" GRAND L-30 SERIES			
BH90①②③④⑥	Easy-on, Easy-off, No Tools Design Performance designed, requires integral Sub-frame Kit, works with the tractor supplied hydraulics.	1800	\$ 7,313.00
Mounting Kits			
BH4990⑤	Subframe Mounting Kit for 3130 and L3430 Tractors with BH90 Backhoe. Requires LA723 Loader.	50	\$ 258.00
BH4991⑤	Subframe Mounting Kit for L3830, L4330, L4630, and L5030 Tractors with BH90 Backhoe. Requires LA723 or LA853 Loader.	67	\$ 258.00
BH4997⑤	Subframe required for BH90 with LA514 / LA724 (L3240/L3540)		\$ 292.00
BH4998⑤	Subframe required for BH90 with LA724 / LA854 (L3940/4240/4740/5040/5240/5740)		\$ 321.00
BH90 Backhoe Buckets			
BT2901	12" Bucket	117	\$ 578.00
BT2902	16" Bucket	140	\$ 643.00
BT2903	18" Bucket	151	\$ 685.00
BT2904	24" Bucket	172	\$ 814.00
BT2905	30" Bucket	205	\$ 920.00
BT2906	36" Bucket	226	\$ 1,050.00
Flip Pads			
L9467	Rubber Flip Pad (Two required per order.)	34	\$ 67.00

① Not compatible with Grand L-30 Series Cab tractors.

② Not compatible with Top-N-Tilt Link Kits.

③ L3130 & L3430 require LA723 Loader. LA513 Loader is not compatible with BH90 Backhoe.

④ **Tractor Requirements:** Tractors with the Serial Numbers below (Serial Number list provided by model of tractor) will require a ROPS Frame Kit to update the tractor to be able to accept the backhoe subframe kit. The ROPS frame kit will be provided at **No Charge**. Please order the correct ROPS frame kit for the tractors specified.

BH4992 -- L3130F (Serial #10005 and below)

L3130DT/GST/HST (Serial #30115 and below)

L3430DT/GST/HST (Serial #30017 and below)

BH4993 -- L3830F (Serial #10002 and below)

L3830DT/GST/HST (Serial #30016 and below)

L4330DT/GST/HST (Serial #30035 and below)

L4630DT/GST/HST (Serial #30028 and below)

BH4994 -- L5030GST/HST (Serial #30020 and below)

⑤ BH90 Mounting Kits do not interfere with 3 point hitch operation. 3-Point linkage must be removed for Backhoe operation. Not compatible with mid-mount mower RC72-38.

⑥ L3240/L3540 Require LA514/LA724 Loader and BH4997 Mounting Kit.

L3940/L4240/L4740/L5040/L5240/L5740 Require LA724/LA854 Loader and BH4998 Mounting Kit.

Prices and specifications subject to change without notice. F.O.B. KTC designated shipping point.



L - Series Backhoes

ORDER CODE	DESCRIPTION	APPROX. SHIP WT.	SUGGESTED LIST PRICE
L4560①	BACKHOE Self-contained Hydraulic System powered by Tractor PTO. Requires Mounting Kit and Bucket. May require Backhoe ROPS. See Chart.	1670	\$ 9,381.00

L4560 MOUNTING KITS (One Required)

TRACTORS			
L4562	L3350	275	\$ 671.00
L4561A②	L3600 / L4200 / L3710 / L4310 / L4300 L2850 / L3250 / L3450 / L3650	230	\$ 659.00
L4571A	L4610	150	\$ 767.00

L4560 BUCKETS

L4563A	13" Bucket	97	\$ 402.00
L4564A	18" Bucket	113	\$ 474.00
L4565A	24" Bucket	140	\$ 536.00
L4566A	30" Light Duty	200	\$ 702.00

L4540A REPLACEMENT BUCKETS (L4540A Backhoe no longer available)

L4543*	13" Heavy Duty Bucket	NOTE: Special Order.	125
L4544*	18" Heavy Duty Bucket	Contact KTC Distribution	148
L4549*	24" Heavy Duty Bucket	for price and availability.	196
L4550*	36" Bucket		183

L5412 BACKHOE REPLACEMENT BUCKETS

L5415A	12" (1.43 cu. ft. Struck / 1.83 cu. ft. heaped)	98	\$ 557.00
L5416A	16" (1.98 cu. ft. Struck / 2.56 cu. ft. heaped)	122	\$ 597.00
L5418A	18" (2.25 cu. ft. Struck / 2.98 cu. ft. heaped)	134	\$ 608.00
L5424A	24" (3.07 cu. ft. Struck / 4.32 cu. ft. heaped)	170	\$ 680.00

L5412 BACKHOE REPLACEMENT STREET PADS

L5413*	Street Pads	79	\$ 225.00
--------	-------------	----	-----------

* Subject to availability.

① Not compatible with **Cab** tractor.

② Not compatible with LB552 Loader.

L - Series Mower Matching Chart



Tractor Models	Mower
Current Models	
L3130 L3240 L3430 L3540 L3830 L3940	RC72-38 Requires Mid-PTO. Not compatible with ALR8869A Tires (Compatible with ALR8869A Tires on L3940)
L3010 L3410	RC72-29A Not compatible with ALR8869A and LR8895 Tires "A" version mower only on Grand L 10-Series
L3710	RC72-36A Compatible with L3710HST/HSTC Not compatible with ALR8869A and LR8895 Tires "A" version mower only on Grand L 10-Series
Prior Models	*Subject to Availability
L2050 L2350 L2500	RC60-20* Not compatible with large 2WD Turf Tires; Front ALR8893 & Rear LR8805
L2250 L2550	RC60-25* RC72-25* Tractors w/o Mid-PTO requires Kit L8470 or L8475 Not Compatible with LR8806 & LR8895 Tires
L2650 L2950	RC60-25* RC72-25* Tractors w/o Mid-PTO requires Kit L8384 or L8385 <u>Not Compatible with</u> LR8806 & LR8895 Tires DT-W Models & RC60-25 -- ALR8821 Tires
L2900 L3300	RC72-29A Not compatible with ALR8869A & LR8895 Tires <u>Special Note:</u> RC72-29A supersedes RC72-29, RC72-36A supersedes RC72-36.
L3600	RC72-36A Compatible with <u>L3600DTC/GST/GSTCA</u> Not compatible with ALR8869A & LR8895 Tires <u>Special Note:</u> RC72-29A supersedes RC72-29, RC72-36A supersedes RC72-36.

* Subject to availability.



L - Series Mowers

ORDER CODE	DESCRIPTION	APPROX. SHIP WT.	SUGGESTED LIST PRICE
MID-MOUNT MOWERS			
Current Models			
RC72-38②③④	72" CUTTING WIDTH Uses tractor mid-PTO, (mid-PTO required) RH discharge / 3-Blade Finishing Mower / 1.5" to 4.5" cutting height / 3 Anti-Scalp Rollers. Parallel linkage design for easy mounting.	476	\$ 3,036.00
RC72-29A①②	72" CUTTING WIDTH Uses tractor mid-PTO, RH discharge / 3-Blade Finishing Mower / 1.5" to 4.5" cutting height / 3 Anti-Scalp Rollers.	563	\$ 2,934.00
RC72-36A①	72" CUTTING WIDTH Uses tractor mid-PTO, RH discharge / 3-Blade Finishing Mower / 1.5" to 4.5" cutting height / 3 Anti-Scalp Rollers.	476	\$ 2,835.00
Non-current Models			
RC60-20*	60" CUTTING WIDTH Includes the FP20-A Front PTO Kit. RH discharge / 3-Blade Finishing Mower / 1.5 to 4.0" cutting height / Shaft drive / 3 Anti-Scalp Rollers. (Not compatible with large Turf Tires 25 x 8.50-14 and 355/80-D20.) (Not compatible with BF400S.)	341	\$ 2,641.00
RC60-25*	60" CUTTING WIDTH Requires L8384 or L8385 Mid PTO Kit. 60" cutting width / RH discharge / 3-Blade Finishing Mower / 1.5" to 4.0" cutting height range / 3 Anti-Scalp Rollers.	416	\$ 2,134.00
RC72-25*	72" CUTTING WIDTH Requires L8384 or L8385 Mid PTO Kit. RH discharge / 3-Blade Finishing Mower / 1.5" to 4.5" cutting height / 3 Anti-Scalp Rollers.	603	\$ 3,071.00
Mounting Kit for L3940 Models			
L8367	RC72-38 Mid Mount Mower Mounting Kit		\$ 149.00

* Subject to availability.

① Installing this mower requires you to replace the return pipe on specific model tractors:

L3010HST: 70001-73332

L3410HST: 70002-70652

L3710HST: 70002-71468

L3710HSTC: 70002-71468

Please order part number TA250-56462. Please refer to SB00-10.

② Not compatible with R4 industrial tires. (Compatible with R4 tires only on L3940.)

③ Not compatible with Backhoes.

④ Requires L8367 Mounting Kit for L3940 Models.

L - Series Mowers



THREE POINT HITCH MOUNTED FINISHING MOWERS L-SERIES COMPATIBILITY CHART			
CURRENT TRACTOR MODELS			REAR FINISHING MOWERS (FORMED DECK)
L2800 L3400 L2600 L3000 L3410	L3710 L3130 L3430 L3830	L3240 L3540 L3940	RFM-60 RFM-72
L4300 L4400 L4310 L4610	L4330 L4630 L5030	L4240 L4740 L5040 L5240 L5740	RFM-72
PRIOR TRACTOR MODELS			
	L2350 L2500 L2650 L2900 L2950 L3300 L3450 L3600		RFM-60 RFM-72
	L3650 L4200		RFM-72

ORDER CODE	DESCRIPTION	APPROX. SHIP WT.	SUGGESTED LIST PRICE
---------------	-------------	---------------------	-------------------------

NOTE: ALL REAR MOUNT MOWERS REQUIRE 1 TO 5 BL8060-1 FRONT SUITCASE WEIGHTS OR EQUIVALENT FRONT COUNTERWEIGHT.

REAR MOUNT ROTARY FINISHING MOWERS

RFM-60*	60" CUTTING WIDTH Side discharge, 3-Blade Finishing Mower. Gauge Wheel cutting height adjustment from 1 to 5.5 inches. Requires PTO operation of 540 rpm.	670	\$ 2,044.00
RFM-72*	72" CUTTING WIDTH Side discharge, 3-Blade Finishing Mower. Gauge Wheel cutting height adjustment from 1 to 5.5 inches. Requires PTO operation of 540 rpm.	710	\$ 2,152.00

* Subject to availability.



L - Series

Front and Rear Blade Matching Chart

L-SERIES FRONT AND REAR BLADE MATCHING CHART		
CURRENT TRACTOR MODELS	Front Blade Hydraulic Lift and Hydraulic Angle	Rear Blade Required: Main Frame B2002
L3130 L3240 L3430 L3540 L3830 L3940 L4330 L4240 L4630 L4740 L5030 L5040 L5240 L5740	<p>L2172A (72") <u>Requires:</u> L2180-1 Quick-Hitch L2223 Joystick Control Valve (4-Position Fender Mounted/Cab Model) without loader Requires: L2187 Valve Mounting kit (without Loader) Grand L40 Series do not require Control Valve or Mounting Kit</p> <p style="text-align: center;">OR</p> <p>L2184 (84") <u>Requires:</u> L2180-1 Quick-Hitch L2223(A) Joystick Control Valve (4-Position Fender Mounted/Cab Model) without loader Requires: L2187 Valve Mounting kit (without Loader) Grand L40 Series do not require Control Valve or Mounting Kit</p>	N/A
L2800 / L2600 L3400 / L3000	N/A	B2004 (48") B2005 (60")

L - Series

Front Blades



ORDER CODE	DESCRIPTION	APPROX. SHIP WT.	SUGGESTED LIST PRICE
------------	-------------	------------------	----------------------

FRONT BLADES (GRAND L-30 AND L-40 SERIES)

L2172A	72" Front Blade Hydraulic Lift & Angle. Includes Skid Shoes and single Piece moldboard design. NOTE: Grand L-30 Series requires Quick-Hitch and Control Valve. Grand L-40 Series requires Quick-Hitch only.	485	\$ 1,701.00
L2184	84" Front Blade Hydraulic Lift & Angle. Includes Skid Shoes and single Piece moldboard design. NOTE: Grand L-30 Series requires Quick-Hitch and Control Valve. Grand L-40 Series requires Quick-Hitch only.	485	\$ 2,039.00

Required for Grand L-30 Series Front Blades

L2180-1④	Quick-hitch for Grand L30 and L40 Series	533	\$ 1,309.00
L2213A	Joystick Control Valve - Grand L30 Series (4-position ROPS) With Loader installed	38	\$ 621.00
L2223A	Joystick Control Valve - Grand L30 Series (4-position CAB) without Loader Requires: L2187 Valve Mounting Kit	42	\$ 901.00
L2187	Valve Mounting Kit (without Loader) Grand L30 Series	15	\$ 62.00

FRONT BLADES (GRAND L-10 SERIES)

L2172A	72" BLADE Hydraulic Lift and Angle. Includes Skid Shoes and single piece moldboard. Requires L2054B Quick-Hitch Subframe and L2086 or L2206 Cab (4) Position or optional L2207 (4) position (only with Loader) Joystick/Hyd. Valve Kit.	485	\$ 1,701.00
--------	--	-----	-------------

Requires Both Subframe and Joystick For L2172

L2054B①②	Quick Hitch	335	\$ 1,108.00
L2206	Joystick/Hyd. Valve Kit (All Grand L (Ten) Series). Two Spool Valve with Float. Compatible with Loader. ((4) Position Cab)	42	\$ 901.00
L2207③	Joystick/Hyd. Valve Kit (All Grand L (Ten) Series). Two Spool Valve with Float. Compatible with Loader ((4) Position)	25	\$ 618.00
L2071②	BRACKET/BRACE SUPPORT KIT for Loader compatibility.	10	\$ 96.00

① The L2054B Quick Hitch is compatible with the LA482(FL) or LA682(FL) Loaders.

② L2071 Bracket/Brace Kit replaces single piece Front Loader bracket on LA481/LA681 to provide Loader compatibility.

③ Loader must also be installed.

④ Prior model, L2180, requires L2188 Upgrade Support Frame Kit.



L - Series Front Blades

ORDER CODE	DESCRIPTION	APPROX. SHIP WT.	SUGGESTED LIST PRICE
L2040*	72" CUTTING WIDTH Power Angle, Power Lift Front Blade with Heat Treated Curved Replaceable Cutting Edge. Includes Mounting Kit, Blade and Hydraulic Lift and Angle Kit. Requires conversion kit L2011 or L2012.	600	\$ 1,873.00
L2011	CONVERSION KIT See Application Chart	40	\$ 404.00
L2012	CONVERSION KIT See Application Chart	160	\$ 471.00
OPTIONAL FOR L2040			
L2041*	Skid Shoe Kit Two adjustable Skid Shoes with Hardware.	18	\$ 63.00

L2040 BLADE CONVERSION KIT CHART

TRACTOR MODEL	L2011 CONV. KIT	L2012 CONV. KIT
L2650DT-W S/N: Above 50145 L2950DT-W S/N: Above 50198 All Other 4WD L2650's 4WD L2950's	Required	N / A
L2900 / L3300 L3600 / L4200 All Non-Cab Models	N / A	Required

* Subject to availability.

L - Series Rear Blades



ORDER CODE	DESCRIPTION	APPROX. SHIP WT.	SUGGESTED LIST PRICE
REAR BLADES			
B2004*	48" CUTTING WIDTH Requires B2002 Cat. I. Reversible for pushing or pulling material. Five forward and five reverse angle positions — no tools required. Reversible cutting edge.	132	\$ 322.00
B2005*	60" CUTTING WIDTH Requires B2002 Cat. I. Reversible for pushing or pulling material. Five forward and five reverse angle positions — no tools required. Reversible cutting edge.	153	\$ 342.00
B2002*	Main Frame	59	\$ 170.00

* Subject to availability.



L - Series Post Hole Digger

ORDER CODE	DESCRIPTION	APPROX. SHIP WT.	SUGGESTED LIST PRICE
POST HOLE DIGGER			
BL80A*	POST HOLE DIGGER Category I — 3-Point Hitch with lift arm spacing of 20" or 26". Shear Bolt protection; heat-treated and hard surfaced auger; heat-treated and replaceable cutting edge.	180	\$ 838.00
REQUIRES ONE AUGER (45" Digging Depth)			
BL80-6*	6" Diameter	60	\$ 167.00
BL80-9*	9" Diameter	45	\$ 196.00
BL80-12*	12" Diameter	66	\$ 252.00

* Subject to availability.

L Series

Box Scraper Matching Chart



BOX SCRAPER MATCHING CHART

Current Tractor Models	Economy Type	Utility type 4WD Recommended for Maximum Performance
L3240 / L3540		L7565A (65")
L3940 / L4240 / L4740 L5040 / L5240 / L5740		L7565A (65") L7576A (72")
L2800 / L2600 L3400 / L3000	BL7548 (48") L7554 (54") L7560 (60")	L7516 (54") L7551 (54")
L3010 L3410 L3710	L7554 (54") L7560 (60")	L7516 (54") L7551 (54") L7565A (65") L7576A (72") ①
L35 L3130 L4300 L3430 L4400 L3830 L4310 L4330 L4610 L4630 L5030		L7565A (65") L7576A (72")
L48		L7576A (72")
Prior Tractor Models		
L2350 L2500	BL7548 (48") L7554 (54")	L7516 (54") L7551 (54")
L2250 L2550	L7554 (54") L7560 (60")	L7516 (54") L7551 (54")
L2900 L3300 L3600	L7554 (54") L7560 (60")	L7516 (54") L7551 (54") L7565A (65") L7576A (72")①

① Recommended for 4WD models for L3710 and L3600 tractors only.



L Series Box Scrapers

ORDER CODE	DESCRIPTION	APPROX. SHIP WT.	SUGGESTED LIST PRICE
BOX SCRAPERS			
L7516	54" CUTTING WIDTH 11.4 cu. ft. capacity. Includes Five Scarifiers. Requires 3 to 5 BL8060 Front Suitcase Weights or equivalent front counter weight.	471	\$ 1,044.00
L7551	54" CUTTING WIDTH 8.7 cu. ft. capacity. Roll-Over Box Scraper. 3-Position Lock actuated from tractor seat. Requires 3 to 5 BL8060 Front Suitcase Weights or equivalent front counter weight.	488	\$ 1,138.00
BL7548*	48" CUTTING WIDTH 9.0 cu. ft. capacity.	334	\$ 731.00
L7554*	54" CUTTING WIDTH 10.0 cu. ft. capacity.	392	\$ 760.00
L7560*	60" CUTTING WIDTH 11.0 cu. ft. capacity.	440	\$ 840.00
L7565A	65" CUTTING WIDTH 21.3 cu. ft. capacity / 6 Scarifiers. All applications require one Double-Acting Remote Valve. All applications require additional Hydraulic Hose Kit to use Hyd. Scarifier Bar.	884	\$ 2,213.00
L7576A	72" CUTTING WIDTH 26.2 cu. ft. capacity / 8 Scarifiers. All applications require one Double-Acting Remote Valve. All applications require additional Hydraulic Hose Kit to use Hyd. Scarifier Bar (see chart below).	1029	\$ 2,513.00

NOTE: L7565A and L7576A Box scrapers if used with Top N Tilt kits, tractor requires a third remote valve.

HYDRAULIC HOSE KITS

Hydraulic Hose Kits **required** to use Hydraulic Scarifier Bar on L7565A and L7576A Box Scrapers.

Hose Kit	L1 Tractors Using L8403 Aux. Hyd. Kit	L1 Tractors Using L8411 Remote Hyd.	L35 Using L9433 Valve Kit	All Std. L Grand L Grand L-Ten Series Grand L-30 Series Grand L-40 Series	All L3 Tractors
L7566		X			X
L9406				X	
L9434	X		X		

ORDER CODE	DESCRIPTION	APPROX. SHIP WT.	SUGGESTED LIST PRICE
L7566	Hydraulic Hose Kit	5	\$ 53.00
L9406	Hydraulic Hose Kit	5	\$ 63.00
L9434	Hydraulic Hose Kit	5	\$ 75.00

* Subject to availability.

Prices and specifications subject to change without notice. F.O.B. KTC designated shipping point.
Complete revision January 1, 2007.

L Series

Snowblower Matching Chart



	Current Tractor Model	Order Code - Description	Mounting Kit Requirements	Chute Rotator	<u>OPTIONAL</u>
FRONT SNOWBLOWERS	L3240, L3540, L3940 L3130, L3430, L3830 Requires: Tractor Mid-PTO Installation	L2194 62" Front Snowblower (Includes Blower and Chute Rotator)	L2180-1 Quick Hitch L2182 Driveline Kit (L3240, L3540, L3130, L3430, L3830) L2186 Driveline Kit (L3940) Grand L30 Series Choice of One L2213(A) Joystick Control Valve (4-Position ROPS) with Loader installed L2223(A) Joystick Control Valve (4-Position Fender Mounted/Cab)* *without Loader, Requires: L2187 Valve mounting Kit	Hydraulic Chute Rotator	L2179 Electric Chute Deflector L2177 Drift Cutter Kit (adds 5" overall cut)
	L4240 L4740 L5040 L5240 L5740 L4330 L4630 L5030 Requires: Tractor Mid-PTO Installation	L2195 72" Front Snowblower (Includes Blower and Chute Rotator)	L2180-1 Quick Hitch L2186 Driveline Kit (L4240, L4740, L5040, L5240, L5740, L4330, L4630, L5030) Grand L30 Series Choice of One L2213(A) Joystick Control Valve (4-Position ROPS) with Loader installed L2223(A) Joystick Control Valve (4-Position Fender Mounted/Cab)* *without Loader, Requires: L2187 Valve mounting Kit	Hydraulic Chute Rotator	L2179 Electric Chute Deflector L2177 Drift Cutter Kit (adds 5" overall cut)
	L3130 L4330 L3430 L4630 L3830 L5030 Requires: Tractor Mid-PTO Installation	Must order both L2174A 62" FRONT Blower L2175B Front Mount Chute Kit Or Must order both L2185 72" FRONT Blower L2175B Front Mount Chute Kit	L2180-1 Quick-Hitch L2182 Drive Line Kit (L3130, L3430, L3830) L2183 Drive Line Kit (L4330, L4630, L5030) Choice of One L2213(A) Joystick Control Valve (4-Position ROPS) with Loader installed L2223(A) Joystick Control Valve (4-Position Fender Mounted/Cab)* *without Loader, Requires: L2187 Valve mounting Kit	Hydraulic Chute Rotator	L2179 Electric Chute Deflector L2177 Drift Cutter Kit (adds 5" overall cut)
REAR SNOWBLOWERS	L2800, L3400, L3130, L4400, L3430, L3830, L4330, L4630, L5030 BL2664: L3240, L3540 L2674: L3940, L4240, L4740, L5040, L5240, L5740	Must order both BL2664 64" REAR Snowblower or L2674 74" REAR Snowblower and BL2665 Manual Chute Rotator or B2784 Hydraulic Chute Rotator	No mounting kit required, units mount to 3-Pt. Hitch. Without Front Loader: (3) Front Weights recommended for LB2665 (4) Front Weights recommended for L2674	Manual Chute Rotator or Hydraulic Chute Rotator	BL2666 Hyd. Chute Deflector B2516 Electric Chute Deflector L2177 Drift Cutter Kit (Adds 5" to overall cut)

NOTE: Check all tractor and implement references for proper counter weight requirements.



L Series Snowblowers

WHOLEGOODS NUMBERS	DESCRIPTION	APPROX. SHIP WT.	SUGGESTED LIST PRICE
SNOWBLOWERS FOR GRAND L-40 AND GRAND L-30 SERIES TRACTORS^②			
L3240, L3540, L3940, L3130, L3430, L3830 (Mid-PTO KIT Installation Required)			
L2194	62" Two-stage Commercial Snowblower Requires: L2180-1 Quick Hitch and Drive Line Kit	425	\$ 3,528.00
L4240, L4740, L5040, L5240, L5740, L4330, L4630, L5030			
L2195	72" Two-stage Commercial Snowblower Requires: L2180-1 Quick Hitch and Drive Line Kit		\$ 3,836.00
SNOWBLOWERS FOR GRAND L-30 SERIES TRACTORS^②			
L3130, L3430, L3830, L4330, L4630, L5030 (Mid-PTO KIT Installation Required)			
L2174A*	62" Two-stage Commercial Snowblower Requires: L2175B Chute Kit. Also must order L2180-1 Quick-hitch Sub-frame, Drive Line Kit (see selection) And Valve kit for complete installation.	425	\$ 1,780.00
L2185*	72" Two-stage Commercial Snowblower. Requires: L2175B Chute Kit. Also must order L2180-1 Quick-hitch Sub-frame, Drive Line Kit (see selection) And Valve kit for complete installation.	510	\$ 2,055.00
L2175B*	Chute Kit. Required for L2174A or L2185. Hydraulic Chute rotation standard.	175	\$ 1,547.00
Rear-Mount Snowblowers for L2800, L3400, L4400, Grand L-30, and Grand L-40 Series^{②③}			
BL2664	64" Two-stage Commercial Snowblower Mounts to Category I 3-point hitch Requires BL2665 Manual Rotator chute or B2784 hydraulic chute rotator.	681	\$ 2,019.00
L2674	74" Two-stage Commercial Snowblower Mounts to Category I 3-point hitch Requires BL2665 Manual Rotator chute or B2784 hydraulic chute rotator.	590	\$ 2,548.00
BL2665	Manual chute Rotator for BL2664 or L2674	11	\$ 125.00
B2784 ^④	Hydraulic Chute Rotator for BL2664 or L2674	12	\$ 613.00
Required and Optional Accessories			

* Subject to availability.

① Prior model L2180 requires L2188 Upgrade Support Frame Kit.

② Track width may not be covered with all tire combinations.

③ If mounting Snowblowers without a Loader, the use of front weights is recommended. (3) Weights are recommended for the BL2664, and (4) weights for the L2674.

④ Requires Rear Remote. BL2666 has electric selector valve, so only one rear remote is required if installing hydraulic deflector and chute rotator on the same Snowblower.

L Series Snowblowers



ORDER CODE	DESCRIPTION	APPROX. SHIP WT.	SUGGESTED LIST PRICE
Required and Optional Accessories			
L2180-1①	Quick-hitch for "ALL" 30 Series	533	\$ 1,309.00
L2213A	Joystick Control Valve (4-position ROPS) With Loader installed	38	\$ 621.00
L2223A	Joystick Control Valve (4-position CAB) without Loader Requires: L2187 Valve Mounting Kit	42	\$ 901.00
L2187	Valve Mounting Kit (without Loader) Requires: L2223 Joystick Control Valve	15	\$ 62.00
L2182	Drive Line Kit Required for L2194, L3240, L3540, L3130, L3430, L3830	32	\$ 481.00
L2186	Drive Line Kit Required for L2195 L3940, L4240, L4740, L5040, L5240, L5740, L4330, L4630, L5030		\$ 530.00
L2179	Electric Chute Deflector For L2174A, L2185, L2194 or L2195	8	\$ 601.00
L2177	Drift Cutter Kit (adds 5" overall cut)	27	\$ 84.00
L2188	Upgrade Support Frame Kit for L2180 only (L2180-1 includes L2188)	5	\$ 78.00
BL2666①	Hydraulic Chute Deflector for BL2664 or L2674	11	\$ 701.00
B2516	Electric Chute Deflector for BL2664 or L2674	8	\$ 464.00
SNOWBLOWERS FOR 10 SERIES TRACTORS			
L2174A	SNOWBLOWER (Must order L2175B) 62", Two-Stage Commercial Front Snowblower. Requires L2054B Quick-Hitch Subframe, L2175A Chute Kit, L2076 or L2086, L2206, L2207 (only with LA482 or LA682 Loader) Joystick/Hyd Valve Kit and L2051A Mid-PTO Kit.	425	\$ 1,780.00
L2175B	Chute Kit, requires L2174A Snowblower. Hydraulic chute rotation standard.	175	\$ 1,547.00
L2179	Electric Chute Deflector	8	\$ 601.00
L2177	Drift Cutter Kit	30	\$ 84.00

① Requires Rear Remote. BL2666 has electric selector valve, so only one rear remote is required if installing Hydraulic Deflector and Chute Rotator on the same Snowblower



L Series Snowblowers

ORDER CODE	DESCRIPTION	APPROX. SHIP WT.	SUGGESTED LIST PRICE
SUBFRAME, CONTROL VALVE, AND MID-PTO KIT FOR L2174A (1 Each Required)			
L2054B	Quick Hitch	335	\$ 1,108.00
L2206	Joystick/Hyd. Valve Kit For L3010 (all), L3410 (all), and L3710HST/HSTC. Two Spool Valve with Float. Compatible with Loader. ((4) Position Cab)	50	\$ 901.00
L2207	Joystick/Hyd. Valve Kit For L3010 (all), L3410 (all), and L3710HST. Two Spool Valve with Float (requires LA482/LA682 Loader). Compatible with Loader. ((4) Position)	50	\$ 618.00
L2086	Joystick/Hyd. Valve Kit For L3010 (all), L3410 (all), L3710HST/HSTC. Two Spool Valve with Float. Compatible with Loader. ((4) Position Cab)	50	\$ 840.00
L2051A	Mid-PTO Kit	25	\$ 449.00
L2071	Front Support Kit		\$ 96.00
REAR MOUNTED SNOWBLOWERS			
BL2583	Cat. I. Three Point Hitch Adapter and Chute Kit For B2781 or B2782 Snowblower Heads.	100	\$ 513.00
SNOWBLOWER HEADS			
B2781①	51" Snowblower, two stage, high capacity For BL2583 Three Point Hitch Adapter and Chute Kit	305	\$ 1,374.00

① The BL2583 and B2781 combination is only recommended for tractors with a Category I three point hitch and a maximum rear PTO HP rating of 30 HP at 540 rpm.

L Series

Rotary Tiller Matching Chart



ROTARY TILLER MATCHING CHART

<i>CURRENT Model Tractors</i>	Rotary Tiller Models
L3240 L3540	FL1521C (60")
L3240 L3540 L3940 L4240 L4740 L5040 L5240	BL60C (57")
L3130 L3430 L3830 L4330 L4630 L5030	BL60C (57") FL1521C (60")
L2800 L3400 L2600 L3000 L3010 L3410 L3710	FL1021C or FL1021RC (40") BL52C (49") FL1271C or FL1271RC (50") BL60C (57") FL1521C (60")
L4300 L4400 L4310 L4610	BL60C (57") FL1521C (60")



L Series Rotary Tillers

L SERIES

**NOTE: 3 POINT HITCH MOUNTED IMPLEMENTS REQUIRE FRONT COUNTER WEIGHT
IN THE FORM OF FRONT MOUNTED IMPLEMENTS OR FRONT BUMPER WEIGHTS.**

ORDER CODE	DESCRIPTION	APPROX. SHIP WT.	SUGGESTED LIST PRICE
*** L SERIES ROTARY TILLERS ***			
FL1021C	40" CUTTING WIDTH Offset or Center Mounted/Skid Shoe Depth Control/ 17.3" dia. Rotor.	466	\$ 2,327.00
FL1021RC	40" CUTTING WIDTH Reverse Cutting Rotation/Offset or Center Mounting/ Skid Shoe Depth Control/17.3" diameter Rotor.	500	\$ 2,449.00
BL52C	49" CUTTING WIDTH Center Mounted/Offset up to 8"/ Skid Shoe Depth Control.	435	\$ 1,877.00
FL1271C	50" CUTTING WIDTH Offset or Center Mounted/Skid Shoe Depth Control/ 17.3" diameter Rotor.	496	\$ 2,572.00
FL1271RC	50" CUTTING WIDTH Reverse Cutting Rotation/Offset or Center Mounting/ Skid Shoe Depth Control/17.3" diameter Rotor.	496	\$ 2,589.00
BL60C	57" CUTTING WIDTH Center Mounted/Offset up to 8"/ Skid Shoe Depth Control.	500	\$ 1,975.00
FL1521C	60" CUTTING WIDTH Offset or Center Mounted/Friction Slip Clutch Skid Shoe Depth Control.	625	\$ 3,191.00

L-Series Rotary Sweeper



ROTARY SWEEPER MATCHING CHART

CURRENT Model Tractors	Rotary Sweeper
<p>L3240 L3540 L3130 L3430</p> <p>(Mid PTO Installation Required)</p>	<p>L2162 (60" Rotary Sweeper) (51.25" at full angle)</p> <p>Requires: L2180-1 Quick Hitch L2182 Drive Line Kit</p> <p>Grand L 30 Models Only: CHOICE OF ONE: L2213A Joystick Control Valve (4 Pos. ROPS) WITH Loader Installed L2223A Joystick Control Valve (4 Pos. Fender Mount /Cab*) *Without Loader, requires L2187 Valve Mounting Kit.</p>
<p>L3240, L3540, L3940, L4240, L4740, L5040, L5240, L5740</p> <p>L3430, L3830, L4330, L4630, L5030</p> <p>(Mid PTO Installation Required)</p>	<p>L2164 (72" Rotary Sweeper) (62.5" at full angle)</p> <p>Requires: L2180-1 Quick Hitch L2182 Drive Line Kit (L3240, L3540, L3430, L3830) L2186 Drive Line Kit (L3940, L4240k L4740, L5040, L5240, L5740, L4330, L4630, L5030)</p> <p>Grand L30 Models Only: CHOICE OF ONE: L2213A Joystick Control Valve (4 Pos. ROPS) WITH Loader Installed L2223A Joystick Control Valve (4 Pos. Fender Mount /Cab*) *Without Loader, requires L2187 Valve Mounting Kit.</p>
<p>L3010 L3410 L3710HST L3710HSTC</p>	<p>L2062C (56" Sweep Width) Or L2176 (72" Sweep Width)</p> <p>Requires: L2054B Quick Hitch L2051A Mid-PTO Driveline Kit</p> <p>Choice of One L2076 Joystick Control Valve (Grand L Series) L2086 Joystick Control Valve (Grand L-10 Series) L2206 Joystick Control Valve (Grand L-10 Series) L2207 Joystick Control Valve (Grand L-10 Series) Requires LA482/LA682 Loader</p>
<p>PRIOR Model Tractors</p> <p>L2900 L3300 L3600GST L3600DTC L3600GSTCA</p>	



L-Series Rotary Sweeper

ORDER CODE	DESCRIPTION	APPROX. SHIP WT.	SUGGESTED LIST PRICE
ROTARY SWEEPERS (Mid-PTO KIT Installation Required)			
L2162	60" Rotary Sweeper Power Angle Standard Requires Quick-Hitch, Driveline Kit Grand L30 also requires Control Valve	575	\$ 2,754.00
L2164	72" Rotary Sweeper Power Angle Standard Requires Quick-hitch, DriveLine Kit Grand L30 also requires Control Valve.	425	\$ 3,120.00
<u>Required for Grand L-40 Series Rotary Sweepers</u>			
L2180-1	Quick-hitch for "ALL" 40 Series	533	\$ 1,309.00
L2182	Drive Line Kit (Required for L3240, L3540)	32	\$ 481.00
L2186	Drive Line Kit (Required for L3940, L4240, L5040, L5240, L5740)		\$ 530.00
<u>Required for Grand L-30 Series Rotary Sweepers</u>			
L2180-1 ①	Quick-hitch for "ALL" 30 Series	533	\$ 1,309.00
L2213A	Joystick Control Valve (4-position ROPS) With Loader installed	38	\$ 621.00
L2223A	Joystick Control Valve (4-position CAB) without Loader Requires: L2187 Valve Mounting Kit	42	\$ 901.00
L2187	Valve Mounting Kit (without Loader) Requires: L2223(A) Joystick Control Valve	15	\$ 62.00
L2182	Drive Line Kit Required for L3130, L3430, L3830	32	\$ 481.00
L2186	Drive Line Kit Required for L4330, L4630, L5030		\$ 530.00

L-Series Rotary Sweeper



ORDER CODE	DESCRIPTION	APPROX. SHIP WT.	SUGGESTED LIST PRICE
<u>Required for Grand L-10 Series Rotary Sweepers</u>			
L2206	Joystick/Hyd. Valve Kit For L3010 (all), L3410 (all), and L3710HST/HSTC. Two Spool Valve with Float. Compatible with Loader. ((4) Position Cab)	42	\$ 901.00
L2207	Joystick/Hyd. Valve Kit For L3010 (all), L3410 (all), and L3710HST. Two Spool Valve with Float (requires LA482/LA682 Loader). Compatible with Loader. ((4) Position)	25	\$ 618.00
L2086	Joystick/Hyd. Valve Kit For L3010 (all), L3410 (all), L3710HST/HSTC. Two Spool Valve with Float. Compatible with Loader. ((4) Position Cab)	50	\$ 840.00
L2054B	Quick Hitch	335	\$ 1,108.00
L2051A	Mid-PTO Kit	25	\$ 449.00
<u>Optional</u>			
BL2178	Side Caster Wheels (Kit) for L2062C Sweeper	20	\$ 342.00
L2188	Upgrade Support Frame Kit for L2180 only (L2180-1 includes L2188)	5	\$ 78.00



L-Series Replacement Engines

L-SERIES REPLACEMENT ENGINES (All Engines are Fully Assembled and Run Tested)

ORDER CODE	DESCRIPTION	APPROX. SHIP WT.	SUGGESTED LIST PRICE
<u>TIER I</u>			
D1102-AE	Replacement engine for L2050F/ DT, L2350F/DT		\$ 4,018.00
D1102ASC-1*	Replacement engine for L235F(SC), L235DT(DC), L235DT(SC)		\$ 4,102.00
D1102ADC-1*	Replacement engine for L235F (DC)		\$ 4,102.00
D1403-AE-2	Replacement engine for L2500DT, L2600DT		\$ 3,558.00
D1403-AE	Replacement engine for L2500F, L2600F		\$ 3,558.00
D1402DI-SC	Replacement engine for L2550F, L2550DT		\$ 4,808.00
D1402DIAEW	Replacement engine for L2550GST, L2650F (DC), L2650DT (DC), L2650DT-W, L2650GST		\$ 4,808.00
V1702DI-SC	Replacement engine for L2850F (SC), L2850F (DC), L2850DT (SC), L2850DT (DC), L2850GST		\$ 6,058.00
D1503-L-A	Replacement engine for L2900F/DT/GST		\$ 4,519.00
D1462DIAEW	Replacement engine for L2950F (DC), L2950DT (DC), L2950DT-W, L2950GST		\$ 5,096.00
D1503-ELA-1	Replacement engine for L3000F, L3000DT		\$ 4,519.00
D1503-L-AN	Replacement engine for L3010F/DT/GST/HST		\$ 4,519.00
D1703-A	Replacement engine for L3300F/DT/GST		\$ 4,519.00
D1703-AN	Replacement engine for L3410DT/GST/HST		\$ 4,519.00
V1903-A	Replacement engine for L3600DT/DTC/GST		\$ 4,135.00
V1902DIAEX	Replacement engine for L3650F (DC), L3650DT (DC), L3650DT-W, L3650GST		\$ 6,538.00
V1903-AN	Replacement engine for L3710DT/GST/HST/HSTC		\$ 4,135.00
V2203-A	Replacement engine for L4200F/DT/FGST/GST		\$ 4,327.00
V2203-AN	Replacement engine for L4300, L4310DT, L4310F, L4310GST, L4310HST, L4310HSTC		\$ 4,327.00
V2203EAQP	Replacement engine for L4310GSTC		\$ 4,327.00
V2203EHAP	Replacement engine for L4610GST		\$ 4,327.00
V2203-EHA	Replacement engine for L4610HST		\$ 4,327.00
V2203-EHAQ	Replacement engine for L4610HSTC		\$ 4,327.00
F2503-DI	Replacement engine for L4850HDT-W		\$ 6,058.00
F2803-DI	Replacement engine for L5450HDT-W		\$ 6,346.00
<u>TIER II</u>			
D1403E2A	Replacement engine for L2500F and L2600F		\$ 3,654.00
D1403E2A2	Replacement engine for L2500DT and L2600DT		\$ 3,654.00
D1403M2A	Replacement engine for L2800F and L2800DT		\$ 3,942.00
D1503E2LA2	Replacement engine for L2900F/DT/GST		\$ 4,615.00
D1503D2LA1	Replacement engine for L3000F/DT		\$ 4,615.00
D1503E2LAP	Replacement engine for L3010F/DT		\$ 4,615.00

* Subject to availability.

Prices and specifications subject to change without notice. F.O.B. KTC designated shipping point.
Complete revision January 1, 2007.

L-Series Replacement Engines



ORDER CODE	DESCRIPTION	APPROX. SHIP WT.	SUGGESTED LIST PRICE
<u>TIER II (Continued)</u>			
D1503E2LA	Replacement engine for L3010HST/GST		\$ 4,615.00
D1503MA2G	Replacement engine for L3130F/GST/DT		\$ 4,615.00
D1503MA2H	Replacement engine for L3130HST		\$ 4,615.00
D1703E2A	Replacement engine for L3300F/DT/GST		\$ 4,615.00
D1703MA2A	Replacement engine for L3400F/DT		\$ 4,808.00
D1703ME2H	Replacement engine for L3400HST		\$ 4,808.00
D1703E2AP	Replacement engine for L3410DT		\$ 4,615.00
D1703E2A2	Replacement engine for L3410GST/HST		\$ 4,615.00
D1703MA2G	Replacement engine for L3430DT/GST		\$ 4,808.00
D1703MA2H	Replacement engine for L3430HST/HSTC		\$ 4,808.00
V1903E2A	Replacement engine for L3600DT/DTC/GST and L3710HST/GST		\$ 4,231.00
V1903E2AP	Replacement engine for L3710DT		\$ 4,231.00
V1903E2AQ	Replacement engine for L3710HSTC		\$ 4,231.00
D1803M2G	Replacement engine for L3830F/GST/DT		\$ 4,808.00
D1803M2H	Replacement engine for L3830HST		\$ 4,808.00
V2203E2A2	Replacement engine for L4200F/DT/GST		\$ 4,423.00
V2203E2A1	Replacement engine for L4300F/DT		\$ 4,423.00
V2203E2AP	Replacement engine for L4310F/DT/GST		\$ 4,423.00
V2203E2AQP	Replacement engine for L4310GSTC		\$ 4,423.00
V2203E2A	Replacement engine for L4310HST		\$ 4,423.00
V2203E2AQ	Replacement engine for L4310HSTC		\$ 4,423.00
V2203MA2G	Replacement engine for L4330DT/GST		\$ 4,808.00
V2203MA2H	Replacement engine for L4330HST/HSTC		\$ 4,808.00
V2203E2HAP	Replacement engine for L4610GST		\$ 4,423.00
V2203E2HA	Replacement engine for L4610HST		\$ 4,423.00
V2203E2HAQ	Replacement engine for L4610HSTC		\$ 4,423.00
V2203MB2G	Replacement engine for L4630DT/GST/GSTC		\$ 4,808.00
V2203MB2H	Replacement engine for L4630HST		\$ 4,808.00
V2403MA2G	Replacement engine for L5030GST		\$ 5,000.00
V2403MA2H	Replacement engine for L5030HST/HSTC		\$ 5,000.00
V1903E2AP	Replacement engine for L3710DT		\$ 4,231.00