

Hercules Certified ROPS

Domestic & Grey Market tractors 250 Crush Deaths in USA per annum! www.herculesrops.com

[Ads by Google](#)

[Advertise on this site](#)

The World's Largest Tractor Community



TRACTORBYNET.com

HOME DISCUSSIONS PHOTOS REVIEWS CLASSIFIEDS DEALERS STORE

[Kubota Tractors and Mowers Kawasaki MULES and ATVs](#)
 VISIT-> [CARVER EQUIPMENT CO., INC](#)
 Since 1959, Service that Satisfies.

[Main Index](#) | [Search](#) | [My Home](#) | [Who's Online](#) | [FAQ](#) | [Log Out](#) | [Mark All Read](#)

[TractorByNet.com](#) > [Kubota](#) > [Kubota Owning/Operating](#)
 FOOT STEP B2710, B2910 & B7800

Show Recent Threads: **Welcome back, crbr!**
 24 Hours You last visited: Yesterday at 11:46 PM
 Since My Last Visit [Private Messages](#): Unread 0, Total 39.

Cash Flow Tight?

We Pay Cash For Your Receivables Specialists In Agribusiness

www.AgroFactors.com

[Ads by Google](#) - [Advertise on this site](#)



[Trackback](#) ▾ [Thread Tools](#) ▾ [Search this Thread](#) ▾ [Display Modes](#) ▾

12-21-2005, 12:48 PM

#1 (permalink)

[ronjhall](#)
 Super Member



FOOT STEP B2710, B2910 & B7800

A couple of weeks ago it was asked if there was a foot for a B7800 in this thread. [Click Here](#)
 I stopped at my dealer. He said that he had installed a couple of steps on a B7800 using step from a L2800. I ordered one. Part # TA140-47470. \$19.25 plus tax.
 Installed it today. Attached a picture.
 I have not check to see if there is any interference with a MMM. There should not be. Some B3030 owners have mounted a similar step on their tractors.

Join Date: Apr 2000
 Location: Southeast Michigan
 Posts: 5,059



12-21-2005, 12:51 PM

[ronjhall](#)
 Super Member



Join Date: Apr 2000
 Location: Southeast Michigan
 Posts: 5,059



12-21-2005, 12:55 PM

[ronjhall](#)
 Super Member



Join Date: Apr 2000
 Location: Southeast Michigan
 Posts: 5,059



12-21-2005, 01:56 PM

[DAP](#)

[Attached Images](#)
 793466-step2910.jpg (90.7 KB, 367 views)



#2 (permalink)

Re: FOOT STEP B2710, B2910 & B7800

Used a bolt that already existed to mount right side. Then drilled a another hole for second bolt. Picture attached.

[Attached Images](#)
 793468-stepright.jpg (95.6 KB, 277 views)



#3 (permalink)

Re: FOOT STEP B2710, B2910 & B7800

Made a angle bracket to mount left side. Picked up rubber floor mat and drilled 2 holes for bracket. Picture attached.

[Attached Images](#)
 793470-stepleft .jpg (88.1 KB, 238 views)



#4 (permalink)

Re: FOOT STEP B2710, B2910 & B7800

Veteran Member



Join Date: Nov 2001
 Location: From Orange County NY to Lincoln County ME
 Posts: 1,131



12-21-2005, 02:20 PM

[ronjhall](#)
 Super Member



Join Date: Apr 2000
 Location: Southeast Michigan
 Posts: 5,059



12-21-2005, 02:24 PM

[rswyan](#)
 Veteran Member

Join Date: May 2004
 Location: Northeast Ohio
 Posts: 1,252



12-21-2005, 03:23 PM

Ron ... it was I who asked that initial question. You didn't happen to make 2 of those angled brackets did ya! ??? LOL

FYI ,, the B3030 CAB model comes with a factory step I believe. Before trying to adapt the L2800 step, I'm trying to find someone who'll snap a pic of their B3030C step for me.

That's a nice clean job Ron ... If I had a way to fab that angle bracket, I'd probably go that route.

[img]/forums/images/gremlins/smirk.gif[/img]



#5 (permalink)

Re: FOOT STEP B2710, B2910 & B7800

Well I did. Thought I was going to use one on both sides of bracket. I am not sure if bolt pattern is the same.

EDIT: Checked bolt pattern. They are different by 1/4". [img]/forums/images/gremlins/frown.gif[/img]



#6 (permalink)

Re: FOOT STEP B2710, B2910 & B7800

Outstanding - thanks for the tip !



#7 (permalink)

[DAP](#)

Veteran Member



Join Date: Nov 2001
 Location: From Orange County NY to Lincoln County ME
 Posts: 1,131



12-21-2005, 03:26 PM

[ronjhall](#)

Super Member



Join Date: Apr 2000
 Location: Southeast Michigan
 Posts: 5,059



12-21-2005, 05:47 PM

[robertm](#)

Join Date: Jun 2002
 Location: Northern Illinois
 Posts: 225



Re: FOOT STEP B2710, B2910 & B7800

You're kidding right?

omg THATs too funny

Now what! [img]/forums/images/graemlins/smile.gif[/img]

This should be simple!



#8 (permalink)

Re: FOOT STEP B2710, B2910 & B7800

 You're kidding right?

 Nope.

PM me with a address that I can mail it to. I'll drill the hole in correct spacing.

[img]/forums/images/graemlins/grin.gif[/img]



#9 (permalink)

Re: FOOT STEP B2710, B2910 & B7800

Sure wish they had something like that for my B7510. I'm afraid my fat ***** would bend the floorboard with that configuration. I'm working on another step type now. I'll post it if I gett 'er done.



12-21-2005, 05:54 PM

#10 (permalink)

[ronjhall](#)

Super Member



Join Date: Apr 2000
Location: Southeast Michigan
Posts: 5,059



[Tennessee - Kubota](#)

Find Kubota in Tennessee's Online
Local Search
www.local.com

[Tractor Chipper](#)

8" chipper tears through any
branch Free shipping, 2 year
warranty
LibertyChippers.com/TractorChipper

[Kubota](#)

Free company & industry info,
news, financials, competitor info &
more.
www.Hoovers.com

[Bulldozers For Sale](#)

Massive selection of Bulldozers all
updated daily from 100's of
dealers
www.rockanddirt.com/





Ads by Google

[« Previous Thread](#) | [Next Thread »](#)

Quick Reply



Message:

Please click one of the Quick Reply icons in the posts above to activate Quick Reply.

Options

Quote message in reply?

Posting Rules 

- You **may** post new threads
- You **may** post replies
- You **may** post attachments
- You **may** edit your posts

[vB code](#) is **On**
[Smilies](#) are **On**
[\[IMG\]](#) code is **On**
 HTML code is **Off**
[Trackbacks](#) are **On**
[Pingbacks](#) are **On**

Forum Jump

Kubota Owning/Operating

All times are GMT -4. The time now is 06:11 PM.

[Contact Us](#) - [TractorByNet.com](#) - [Archive](#) - [Privacy Statement](#) - [Top](#)

[HOME](#) [DISCUSSIONS](#) [PHOTOS](#) [REVIEWS](#) [CLASSIFIEDS](#) [DEALERS](#) [STORE](#)

[About TractorByNet.com](#) | [Terms of Service](#) | [Advertise](#) | © 2007 TractorByNet.com

Page generated in **0.24363** seconds with **12** queries