

# 300, 300X AND 300CX LOADERS



300X Loader shown

## ADD VERSATILITY WITH:

- Pallet Fork
- Bale Spear
- Tooth Bar
- Deluxe Hood Guard
- Grapple Bucket
- 4-1 Bucket
- Boom-Mounted Blades
- Skid Steer Loader Carriers (300CX)

## FEATURES

- Three new 300 Series Loaders provide a productive loader attachment for homeowners, hobby farmers, commercial mowers, rental yards and small farm operations.
- Loaders are designed for easy removal and mounting to and from the tractor without tools. The parking stand is an integral part of the loader and lowers into position automatically when the loader is parked.
- Quik-change attachment carriers allow attachments to be changed trouble-free and without tools. Simply remove two quick-lock pins to change to a different attachment such as a pallet fork.
- An optional skid steer attachment carrier is available (300CX only) to enable the use of skid steer attachments.
- The loader boom is designed for durability and strength and is shaped for improved forward visibility. The upper portion is contoured and the lower portion is tapered, maintaining a compact tractor-loader package profile.
- The mast is a metal casting versus a welded structure enabling the metal to be placed where it is required for strength and durability resulting in the unique shape.
- All cylinder pins feature end of pin greasing capability for easy access to grease points and are retained in place by a nut which locks the offset head of the pin in position.
- Cylinder features a nitride (black) cylinder rod that results in improved corrosion resistance versus a standard chromed cylinder rod.
- Loader boom and bucket functions operate through the tractor hydraulic system. The control is integrated into the tractor operator platform for easy operation. Allows simultaneous boom/bucket function using the loader control.
- 300CX gives you greater lifting capacity, hydraulic line guards, greater maximum heights and faster cycle times. Skid Steer Loader Carriers optional.

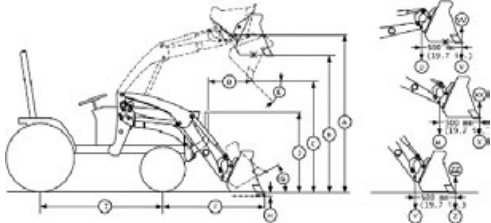
## COMPATIBILITY CHART

Loader	Tractor
300	790
300X	3120-3720
300CX	990, 3120-3720

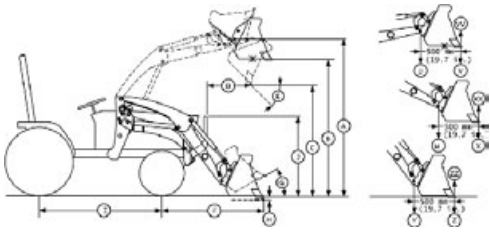
# SPECIFICATIONS

	300	300X	300CX
<b>Tractor Model</b> .....	790	3120-3720 tractors	990, 3120-3720 tractors
<b>Reach:</b>			
At Max. Lift Height (D) .....	33 in. (845 mm)	30.4 in. (773 mm)	22 in. (562 mm)
With Bucket on Ground (F) .....	53.7 in. (1365 mm)	54.4 in. (1381 mm)	58.6 in. (1489 mm)
<b>Angles:</b>			
Max. Dump Angle (E) .....	40.5 degrees	40 degrees	41.1 degrees
Max. Dump Angle at Ground .....	117 degrees	121 degrees	128 degrees
Max. Rollback Angle (G) .....	21 degrees	21 degrees	31 degrees
Rollback Angle at Full Height (SAE) .....	101 degrees	103 degrees	119 degrees
<b>Lift Capacity:</b>			
To Max. Height at Pivot Pin (U) .....	740 lb. (336 kg)	1,360 lb. (617 kg)	1,598 lb. (725 kg)
To Max. Height (V) .....	547 lb. (248 kg)	999 lb. (453 kg)	1,122 lb. (509 kg)
To 1.5 m (59 in.) at Pivot Pin (W) .....	961 lb. (436 kg)	1,700 lb. (771 kg)	2125 lb. (964 kg)
To 1.5 m (59 in.) (X) .....	740 lb. (336 kg)	1,312 lb. (595 kg)	1,649 lb. (748 kg)
<b>Cycle Times (In Seconds):</b>			
Loader Raising Time .....	3.2	2.76	3.56
Loader Lowering Time .....	1.63	1.69	2.1
Bucket Dumping Time w/Regen .....	2.71/1.32	2.91/1.19	2.96/1.21
Bucket Rollback Time .....	1.38	1.72	1.75
<b>Maximum Lift Height:</b>			
To Pivot Pin (A) .....	112.8 in. (2864 mm)	90 in. (2284 mm)	102-in. (2593 mm)
<b>Breakout Force:</b>			
At Pivot Pin (Y) .....	1,728 lb./ft. (7690 N)	2,855 lb./ft. (12 700 N)	3,327 lb./ft. (14 800 N)
500 mm Forward of Pivot Point (Z) .....	1,229 lb./ft. (5470 N)	2,032 lb./ft. (9040 N)	2,416 lb./ft. (10 750 N)
<b>Clearance:</b>			
With Level Bucket (B) .....	82 in. (2090 mm)	83.5 in. (2123 mm)	94 in. (2388 mm)
With Bucket Dumped (C) .....	68 in. (1727 mm)	68.6 in. (1743 mm)	79.6 in. (2024 mm)
<b>Bucket Rollback Force:</b>			
At Max. Height (VV) .....	1,160 lb./ft. (5160 N)	2,657 lb./ft. (11 820 N)	1787 lb./ft. (7950 N)
At 1.5 m (59-in.) Lift Height (XX) .....	1,450 lb./ft. (6450 N)	3,347 lb./ft. (14 890 N)	2974 lb./ft. (13 230 N)
At Ground Level Line (ZZ) .....	1,115 lb./ft. (4960 N)	2,619 lb./ft. (11 650 N)	3087 lb./ft. (13 730 N)
<b>Digging Depth (H):</b> .....			
	3.5 in. (89 mm)	2.9 in. (76 mm)	5.6 in. (143 mm)

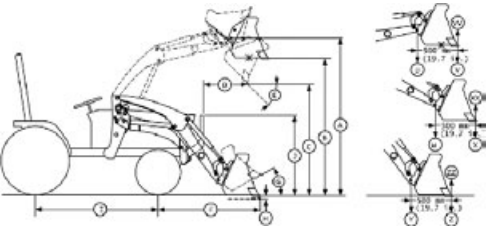
  



**300 Loader**



**300CX Loader**



**300X Loader**